

GEORGETOWN DIVIDE PUBLIC UTILITY DISTRICT

Operations Report for March 2024

Presented to the GDPUD Board of Directors
by Operations Manager: Adam Brown

Informational Item
April 4, 2024

Stumpy Meadows Historical Capacity Chart



Note: Full Pool – 21,206 acre feet | April 3, 2024 – 21,206 acre feet

Treatment Operations

Walton Lake Treatment Plant

16.046 mg | 517,612 average gpd

- ✓ No operational shutdowns
- ✓ Replacement of Backwash Tank Waste Pump/Motor Assembly

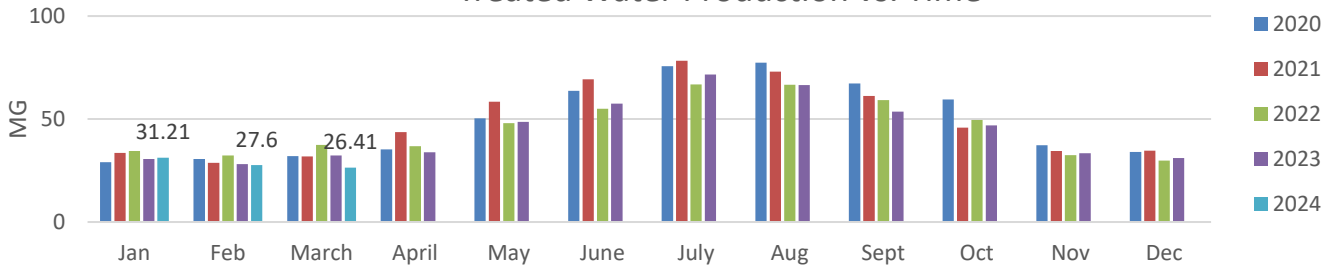
Sweetwater Treatment Plant

13.367 mg | 431,193 average gpd

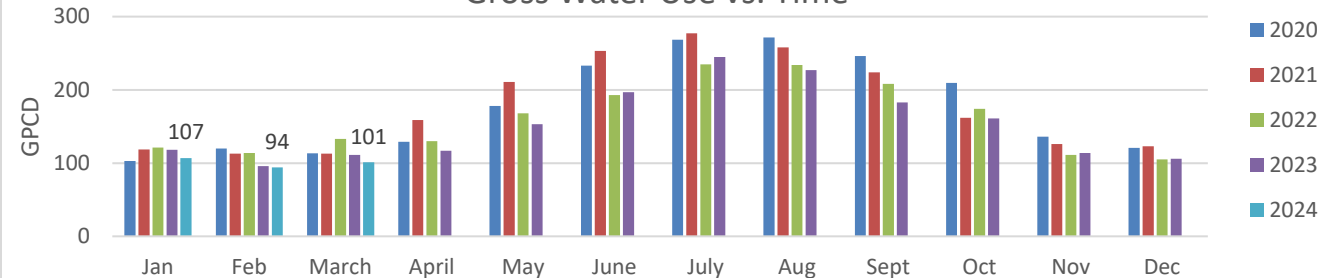
Water Quality Monitoring:

- ✓ All finished water was in compliance with drinking water standards.
- ✓ Collected routine bacteria distribution and quarterly disinfection by products samples.
- ✓ Distribution monitoring samples were absent of bacteriological contamination indicating adequate disinfection.

Treated Water Production vs. Time



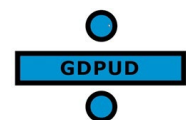
Gross Water Use vs. Time



Notes:

GPCD – Gallons per Capita per Day

MG – millions gallons



GEORGETOWN DIVIDE PUBLIC UTILITY DISTRICT

Operations Report for March 2024

Presented to the GDPUD Board of Directors
by Operations Manager: Adam Brown

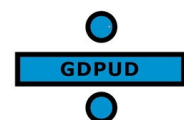
Informational Item
April 4, 2024

Summary of Field Work Activities

Activity	Department	Events	Labor Hours	Total Cost
Water Main/Lateral Break Repair	5400/5200	5	45	\$3,594
Underground Service Alert Response	5400	206	63	\$3,806
Flush	All	24	39	\$2,045
Filter Backwash	5300	21	20	\$989
Leak Detection	All	2	3	\$172
Exercise	5400	5	8	\$304
Payment Enforcement	5400	12	9	\$571
AMR Download	5400	9	14	\$757
Clean	All	11	84	\$4,185
Escrow Read	5400	13	12	\$556
Improvement	All	28	78	\$7,940
Inspect	All	24	24	\$5,375
Install	All	11	135	\$10,664
Investigate	All	11	23	\$1,049
Repair	All	9	44	\$2,226
Main Ditch Checks	5200	13	68	\$2,299
Maintenance	All	14	77	\$6,430
Meter Swap	5400	5	5	\$337
Meter Read	5400	6	16	\$958
Pump Station Checks	5400	11	22	\$1,213
Replace	All	10	74	\$6,383
Run Upper Ditch	5100	8	68	\$3,243
Sample	5300/5400	16	26	\$1,314
Treatment Plants Checks	5300	59	138	\$11,752
Up Country Canal Checks	5100	17	119	\$4,608
Walk Ditch	5100/5200	4	23	\$942
Vegetation Clearing	All	37	324	\$16,838
Customer Requests	All	12	-	\$4,390

Notes:

- 5100 – Source and Supply
- 5200 – Raw Water Conveyance
- 5300 – Treatment
- 5400 – Treated Water Distribution
- 5600 – Corporation Yard



GEORGETOWN DIVIDE PUBLIC UTILITY DISTRICT

Operations Report for March 2024

Presented to the GDPUD Board of Directors
by Operations Manager: Adam Brown

Informational Item
April 4, 2024

March Activities Photo Documentation



Pressure Reducing Valve Replacement – 18 Labor Hours | Excavator, Service Truck | PRV, Fittings




Inspect, Resurface and Lubricate Buckeye Conduit Valve – 8 Labor Hours | Specialty Contractor, Safety Equipment

GEORGETOWN DIVIDE PUBLIC UTILITY DISTRICT

Operations Report for March 2024

Presented to the GDPUD Board of Directors
by Operations Manager: Adam Brown

Informational Item
April 4, 2024



Replace Backwash Tank Waste Discharge Pump – 53 Labor Hours | Pump, Motor, Fittings, Welder



Service Line Repair – 20 Labor Hours | Excavator, Dump/Utility Truck, Vacuum Trailer, Parts

GEORGETOWN DIVIDE PUBLIC UTILITY DISTRICT

Operations Report for March 2024

Presented to the GDPUD Board of Directors
by Operations Manager: Adam Brown

Informational Item
April 4, 2024



Service Line Repair – 21 Labor Hours | Excavator, Vacuum Trailer, Service/Dump Truck, Hand Tools, Light Trailer



Tree Removal – 29 Labor Hours | Excavator, Service/Dump Truck

GEORGETOWN DIVIDE PUBLIC UTILITY DISTRICT

Operations Report for March 2024

Presented to the GDPUD Board of Directors
by Operations Manager: Adam Brown

Informational Item
April 4, 2024



Tree Removal/Irrigation Service Repair/Crib Wall Repair – 87 Labor Hours | Excavator, Service/Dump Truck, Hand Tools, Materials

GEORGETOWN DIVIDE PUBLIC UTILITY DISTRICT

Operations Report for March 2024

Presented to the GDPUD Board of Directors
by Operations Manager: Adam Brown

Informational Item
April 4, 2024



Raw Water Flume Installation – 86 Labor Hours | Service Truck, Dump Truck, Excavator

GEORGETOWN DIVIDE PUBLIC UTILITY DISTRICT

Operations Report for March 2024

Presented to the GDPUD Board of Directors
by Operations Manager: Adam Brown

Informational Item
April 4, 2024

Capital Improvement Program – 2023/2024

Distribution Tank Coating

- Pending Inspection Report

Vehicle Replacements

- Substantially Completed

Master Meters

- Weather Pending

Pump Station Retrofit

- Executing Contract

Treated Water Line Replacement

- Weather Pending

Pressure Regulating Valves

- 6" Replacement

Water System Reliability Study

- May Board Meeting

General Activities

Capital Improvement Projects

CalFire Grant

- Excavator Delivered



Project Development

General Customer Service

GEORGETOWN DIVIDE PUBLIC UTILITY DISTRICT

Operations Report for March 2024

Presented to the GDPUD Board of Directors
by Operations Manager: Adam Brown

Informational Item
April 4, 2024

Monthly Water Demand Assessment

Month	2021		2022		2023		2024	
	Gallons per Capita per Day (GPCD)							
	Gross Water Use	Residential	Gross Water Use	Residential	Gross Water Use	Residential	Gross Water Use	Residential
January	119	107	121	72	118	49	107	49
February	113	98	114	80	96	54	94	54
March	112	119	133	109	111	49	101	77
April	159	123	130	113	117	80		
May	211	186	168	133	153	142		
June	253	192	193	161	197	147		
July	276	233	235	193	245	188		
August	257	215	234	192	227	205		
September	222	155	207	172	183	147		
October	161	150	174	141	161	153		
November	126	83	111	86	114	86		
December	122	60	105	83	106	83		

