

**REPORT TO THE BOARD OF DIRECTORS
BOARD MEETING OF JULY 12th, 2022
AGENDA ITEM NO. 6. A-C**



AGENDA SECTION: CONSENT CALENDAR

SUBJECT: Budget to Actuals, Monthly Fund Balances, Check Report

PREPARED BY: Jessica Buckle, Office/Finance Manager

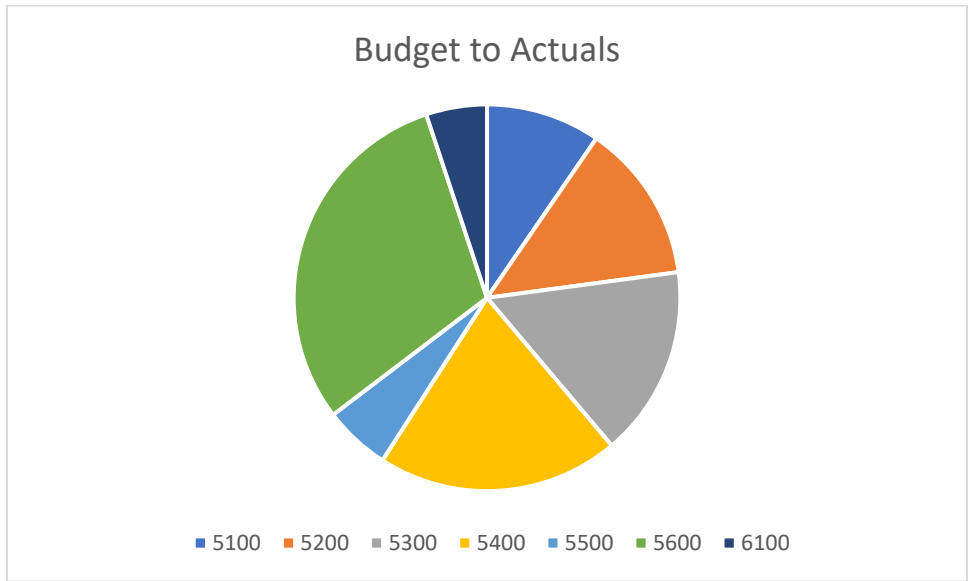
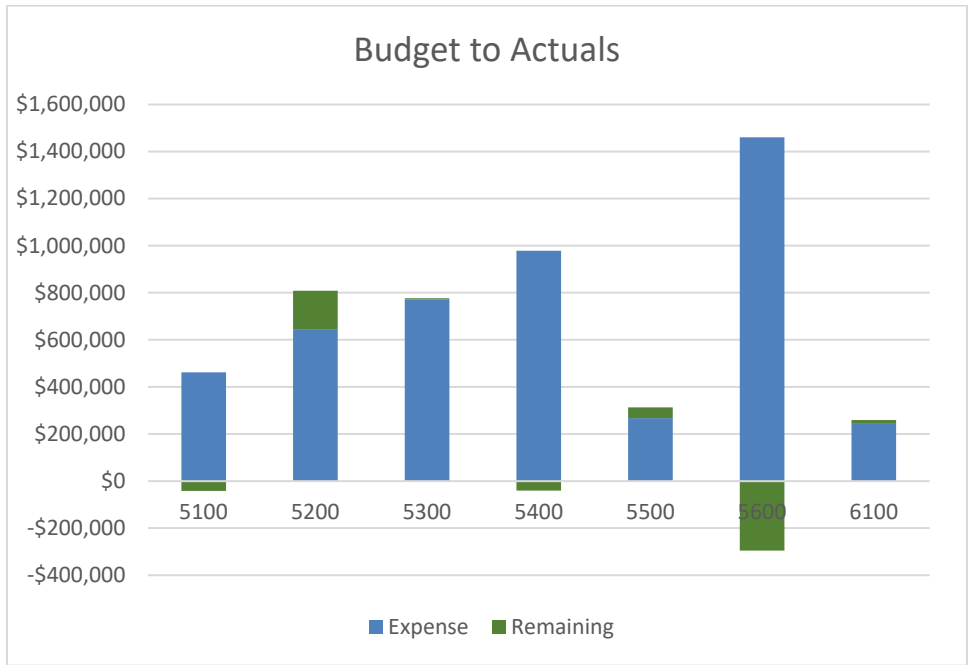
BACKGROUND

The monthly financial reports are a good indicator of how healthy the district is financially and are a key to successfully budgeting for the the year.

DISCUSSION

The financial reports that have been run are for the period of July 1st, 2021 through June 30th, 2022. The usual graphical representations of the budget and then the raw Tyler budget to actuals is first then followed by the spreadsheet and then the Tyler check run. The checks are listed by date I have grouped them together by vendor, further; after the check run section, I have a total amount spent FY for each vendor. Lastly, I have included the Pooled Cash Report.

BUDGET TO ACTUALS, MONTHLY FUND BALANCES, CHECK REPORT
Regular Board Meeting of July 12th, 2022 AGENDA ITEM 6.A-C.



List of Departments:

- **5100 Source of Supply**
- **5200 Transmission & Distribution of Raw Water**
- **5300 Water Treatment**
- **5400 Transmission & Distribution of Treated Water**
- **5500 Customer Service**
- **5600 Administration**
- **6700 Auburn Lakes Trail Wastewater**



		Original Total Budget	Current Total Budget	Period Activity	Fiscal Activity	Variance Favorable (Unfavorable)	Percent Remaining
Fund: 100 - Water Fund							
Department: 0000 - Non-departmental							
100-0000-40102	Water Sales - Cst	2,120,000.00	2,120,000.00	489,340.79	2,873,804.02	753,804.02	135.56 %
100-0000-40103	Water Sales - Irr	425,000.00	425,000.00	155,290.70	544,192.46	119,192.46	128.05 %
100-0000-40104	Surcharge	648,923.00	648,923.00	0.00	0.00	-648,923.00	100.00 %
100-0000-40105	Property Tax Revenue	1,758,035.00	1,758,035.00	0.00	1,767,011.18	8,976.18	100.51 %
100-0000-40107	Lease Revenue	70,000.00	70,000.00	15,009.92	85,906.42	15,906.42	122.72 %
100-0000-41100	Interest Income	-2,500.00	-2,500.00	0.00	4,020.07	6,520.07	160.80 %
100-0000-41200	Penalties	45,400.00	45,400.00	40.00	200.00	-45,200.00	99.56 %
100-0000-41300	Materials & Labor Charge	0.00	0.00	0.00	6,477.50	6,477.50	0.00 %
100-0000-41302	Installation Fee	0.00	0.00	1,576.00	12,955.35	12,955.35	0.00 %
100-0000-42100	Miscellaneous Revenue	0.00	0.00	244.08	20,153.19	20,153.19	0.00 %
100-0000-42101	Over/Short and Unreconciled	0.00	0.00	0.00	14,809.83	14,809.83	0.00 %
100-0000-42102	Grant Proceeds	0.00	0.00	0.00	-119,514.00	-119,514.00	0.00 %
100-0000-50403	Def Comp Retirement	0.00	0.00	596.16	7,154.24	-7,154.24	0.00 %
Department: 0000 - Non-departmental Surplus (Deficit):		5,064,858.00	5,064,858.00	660,905.33	5,202,861.78	138,003.78	-2.72 %
Department: 5100 - Source of Supply							
100-5100-50100	Salaries	163,354.00	163,354.00	10,034.02	107,764.30	55,589.70	34.03 %
100-5100-50102	Overtime	13,642.00	13,642.00	1,131.60	10,358.51	3,283.49	24.07 %
100-5100-50103	Standby Pay	11,867.00	11,867.00	1,210.00	7,530.00	4,337.00	36.55 %
100-5100-50200	Payroll Taxes	14,865.00	14,865.00	925.46	9,515.21	5,349.79	35.99 %
100-5100-50300	Health Insurance	51,860.00	51,860.00	2,923.99	28,291.80	23,568.20	45.45 %
100-5100-50302	Insurance - Workers Compensation	6,857.00	6,857.00	0.00	4,923.74	1,933.26	28.19 %
100-5100-50400	PERS Retirement Expense	14,223.00	14,223.00	1,046.61	11,472.52	2,750.48	19.34 %
100-5100-50401	PERS UAL	11,926.00	11,926.00	0.00	9,756.48	2,169.52	18.19 %
100-5100-50403	Def Comp Retirement Expense	740.00	740.00	0.00	0.00	740.00	100.00 %
100-5100-51100	Materials & Supplies	10,765.00	10,765.00	1,289.84	13,414.67	-2,649.67	-24.61 %
100-5100-51101	Materials - Other	344.00	344.00	0.00	1,300.00	-956.00	-277.91 %
100-5100-51102	Office Supplies	297.00	297.00	0.00	71.78	225.22	75.83 %
100-5100-51200	Vehicle Maintenance	4,632.00	4,632.00	262.70	4,689.29	-57.29	-1.24 %
100-5100-51201	Vehicle Operating - Fuel	5,683.00	5,683.00	928.92	9,555.21	-3,872.21	-68.14 %
100-5100-51300	Professional Services	37,359.00	37,359.00	4,389.40	85,136.82	-47,777.82	-127.89 %
100-5100-52100	Staff Development	0.00	0.00	0.00	58.69	-58.69	0.00 %
100-5100-52102	Utilities	10,715.00	10,715.00	91.12	9,650.82	1,064.18	9.93 %
100-5100-52105	Government Regulation Fees	60,000.00	60,000.00	0.00	148,354.55	-88,354.55	-147.26 %
100-5100-52108	Membership	391.00	391.00	0.00	0.00	391.00	100.00 %
Department: 5100 - Source of Supply Total:		419,520.00	419,520.00	24,233.66	461,844.39	-42,324.39	-10.09 %
Department: 5200 - Raw Water							
100-5200-50100	Salaries	322,851.00	322,851.00	14,806.55	225,310.51	97,540.49	30.21 %
100-5200-50101	Part-time Wages	1,065.00	1,065.00	0.00	0.00	1,065.00	100.00 %
100-5200-50102	Overtime	20,648.00	20,648.00	2,826.21	27,891.47	-7,243.47	-35.08 %
100-5200-50103	Standby Pay	13,260.00	13,260.00	2,420.00	14,800.00	-1,540.00	-11.61 %
100-5200-50200	Payroll Taxes	29,379.00	29,379.00	1,498.87	23,896.87	5,482.13	18.66 %
100-5200-50300	Health Insurance	115,737.00	115,737.00	6,565.28	67,957.64	47,779.36	41.28 %
100-5200-50302	Insurance - Workers Compensation	15,689.00	15,689.00	0.00	6,575.79	9,113.21	58.09 %
100-5200-50400	PERS Retirement Expense	30,867.00	30,867.00	1,697.29	24,579.13	6,287.87	20.37 %
100-5200-50401	PERS UAL	214,481.00	214,481.00	0.00	190,251.36	24,229.64	11.30 %
100-5200-50403	Def Comp Retirement Expense	1,460.00	1,460.00	0.00	0.00	1,460.00	100.00 %
100-5200-51100	Materials & Supplies	18,000.00	18,000.00	288.78	19,497.01	-1,497.01	-8.32 %
100-5200-51101	Materials - Other	2,000.00	2,000.00	255.17	4,709.96	-2,709.96	-135.50 %
100-5200-51102	Office Supplies	0.00	0.00	0.00	59.14	-59.14	0.00 %
100-5200-51200	Vehicle Maintenance	6,152.00	6,152.00	109.30	9,172.80	-3,020.80	-49.10 %

Budget Report

For Fiscal: 2021-2022 Period Ending: 06/30/2022

		Original Total Budget	Current Total Budget	Period Activity	Fiscal Activity	Variance Favorable (Unfavorable)	Percent Remaining
100-5200-51201	Vehicle Operating - Fuel	12,070.00	12,070.00	3,154.57	20,804.76	-8,734.76	-72.37 %
100-5200-51300	Professional Services	2,354.00	2,354.00	0.00	5,482.19	-3,128.19	-132.89 %
100-5200-52100	Staff Development	147.00	147.00	0.00	147.00	0.00	0.00 %
100-5200-52102	Utilities	1,337.00	1,337.00	159.63	1,479.04	-142.04	-10.62 %
100-5200-52104	Payroll Processing Fee	0.00	0.00	0.00	33.50	-33.50	0.00 %
100-5200-52105	Government Regulation Fees	119.00	119.00	90.00	90.00	29.00	24.37 %
100-5200-52108	Membership	391.00	391.00	0.00	0.00	391.00	100.00 %
Department: 5200 - Raw Water Total:		808,007.00	808,007.00	33,871.65	642,738.17	165,268.83	20.45 %
Department: 5300 - Water Treatment							
100-5300-50100	Salaries	250,264.00	250,264.00	15,112.94	193,484.59	56,779.41	22.69 %
100-5300-50102	Overtime	25,118.00	25,118.00	1,622.48	25,815.05	-697.05	-2.78 %
100-5300-50103	Standby Pay	9,688.00	9,688.00	1,210.00	15,760.00	-6,072.00	-62.68 %
100-5300-50200	Payroll Taxes	22,774.00	22,774.00	1,256.54	19,940.89	2,833.11	12.44 %
100-5300-50300	Health Insurance	64,914.00	64,914.00	4,395.90	56,079.15	8,834.85	13.61 %
100-5300-50302	Insurance - Workers Compensation	9,488.00	9,488.00	0.00	3,908.00	5,580.00	58.81 %
100-5300-50400	PERS Retirement Expense	32,592.00	32,592.00	1,420.47	21,155.79	11,436.21	35.09 %
100-5300-50401	PERS UAL	20,466.00	20,466.00	0.00	48,782.40	-28,316.40	-138.36 %
100-5300-50403	Def Comp Retirement Expense	1,130.00	1,130.00	0.00	0.00	1,130.00	100.00 %
100-5300-51100	Materials & Supplies	72,000.00	72,000.00	6,967.20	109,756.55	-37,756.55	-52.44 %
100-5300-51101	Materials - Other	1,245.00	1,245.00	0.00	690.72	554.28	44.52 %
100-5300-51102	Office Supplies	0.00	0.00	102.52	609.79	-609.79	0.00 %
100-5300-51200	Vehicle Maintenance	6,284.00	6,284.00	0.00	2,453.76	3,830.24	60.95 %
100-5300-51201	Vehicle Operating - Fuel	8,484.00	8,484.00	550.10	6,089.61	2,394.39	28.22 %
100-5300-51202	Building Maintenance	0.00	0.00	780.78	27,536.57	-27,536.57	0.00 %
100-5300-51300	Professional Services	8,617.00	8,617.00	0.00	2,500.00	6,117.00	70.99 %
100-5300-52100	Staff Development	2,441.00	2,441.00	0.00	307.39	2,133.61	87.41 %
100-5300-52101	Travel	0.00	0.00	0.00	69.63	-69.63	0.00 %
100-5300-52102	Utilities	214,327.00	214,327.00	14,889.20	203,327.25	10,999.75	5.13 %
100-5300-52105	Government Regulation Fees	26,311.00	26,311.00	80.00	32,021.41	-5,710.41	-21.70 %
100-5300-52108	Membership	391.00	391.00	0.00	-39.99	430.99	110.23 %
100-5300-71100	Capital Expenses	0.00	0.00	0.00	750.00	-750.00	0.00 %
Department: 5300 - Water Treatment Total:		776,534.00	776,534.00	48,388.13	770,998.56	5,535.44	0.71 %
Department: 5400 - Treated Water							
100-5400-50100	Salaries	416,998.00	416,998.00	32,664.37	415,391.68	1,606.32	0.39 %
100-5400-50102	Overtime	39,846.00	39,846.00	1,514.40	37,124.97	2,721.03	6.83 %
100-5400-50103	Standby Pay	20,030.00	20,030.00	1,210.00	15,710.00	4,320.00	21.57 %
100-5400-50200	Payroll Taxes	37,947.00	37,947.00	2,732.10	36,535.73	1,411.27	3.72 %
100-5400-50300	Health Insurance	101,964.00	101,964.00	11,500.68	110,570.87	-8,606.87	-8.44 %
100-5400-50302	Insurance - Workers Compensation	17,157.00	17,157.00	0.00	6,686.38	10,470.62	61.03 %
100-5400-50400	PERS Retirement Expense	47,899.00	47,899.00	3,089.18	43,347.36	4,551.64	9.50 %
100-5400-50401	PERS UAL	90,000.00	90,000.00	0.00	34,147.68	55,852.32	62.06 %
100-5400-50403	Def Comp Retirement Expense	1,880.00	1,880.00	0.00	0.00	1,880.00	100.00 %
100-5400-51100	Materials & Supplies	75,000.00	75,000.00	23,743.46	195,142.90	-120,142.90	-160.19 %
100-5400-51101	Materials - Other	2,000.00	2,000.00	300.00	1,083.94	916.06	45.80 %
100-5400-51102	Office Supplies	36.00	36.00	0.00	31.71	4.29	11.92 %
100-5400-51200	Vehicle Maintenance	13,233.00	13,233.00	2,305.49	18,595.22	-5,362.22	-40.52 %
100-5400-51201	Vehicle Operating - Fuel	19,535.00	19,535.00	2,653.80	30,963.76	-11,428.76	-58.50 %
100-5400-51300	Professional Services	5,000.00	5,000.00	1,500.00	11,017.03	-6,017.03	-120.34 %
100-5400-52100	Staff Development	191.00	191.00	0.00	262.55	-71.55	-37.46 %
100-5400-52102	Utilities	17,267.00	17,267.00	624.80	13,431.05	3,835.95	22.22 %
100-5400-52104	Payroll Processing Fee	0.00	0.00	0.00	132.55	-132.55	0.00 %
100-5400-52105	Government Regulation Fees	31,802.00	31,802.00	370.40	8,225.18	23,576.82	74.14 %
Department: 5400 - Treated Water Total:		937,785.00	937,785.00	84,208.68	978,400.56	-40,615.56	-4.33 %
Department: 5500 - Customer Service							
100-5500-50100	Salaries	139,282.00	139,282.00	11,352.98	110,540.10	28,741.90	20.64 %
100-5500-50101	Part-time Wages	21,553.00	21,553.00	0.00	23,918.54	-2,365.54	-10.98 %
100-5500-50102	Overtime	0.00	0.00	0.00	516.20	-516.20	0.00 %

Budget Report

For Fiscal: 2021-2022 Period Ending: 06/30/2022

		Original Total Budget	Current Total Budget	Period Activity	Fiscal Activity	Variance Favorable (Unfavorable)	Percent Remaining
100-5500-50200	Payroll Taxes	12,675.00	12,675.00	899.64	8,590.78	4,084.22	32.22 %
100-5500-50300	Health Insurance	42,356.00	42,356.00	2,069.21	36,441.63	5,914.37	13.96 %
100-5500-50302	Insurance - Workers Compensation	1,598.00	1,598.00	0.00	1,080.32	517.68	32.40 %
100-5500-50400	PERS Retirement Expense	10,221.00	10,221.00	1,012.58	10,225.40	-4.40	-0.04 %
100-5500-50401	PERS UAL	21,553.00	21,553.00	0.00	9,756.48	11,796.52	54.73 %
100-5500-50403	Def Comp Retirement Expense	630.00	630.00	0.00	0.00	630.00	100.00 %
100-5500-51100	Materials & Supplies	22,000.00	22,000.00	0.00	22.82	21,977.18	99.90 %
100-5500-51102	Office Supplies	0.00	0.00	3,952.35	36,702.04	-36,702.04	0.00 %
100-5500-51200	Vehicle Maintenance	21.00	21.00	0.00	0.00	21.00	100.00 %
100-5500-51300	Professional Services	35,000.00	35,000.00	0.00	2,594.07	32,405.93	92.59 %
100-5500-52100	Staff Development	0.00	0.00	0.00	599.00	-599.00	0.00 %
100-5500-52102	Utilities	5,860.00	5,860.00	91.64	12,132.63	-6,272.63	-107.04 %
100-5500-71100	Capital Expenses	0.00	0.00	0.00	14,395.44	-14,395.44	0.00 %
Department: 5500 - Customer Service Total:		312,749.00	312,749.00	19,378.40	267,515.45	45,233.55	14.46 %
Department: 5600 - Admin							
100-5600-50100	Salaries	347,744.00	347,744.00	37,383.54	430,929.17	-83,185.17	-23.92 %
100-5600-50101	Part-time Wages	1,129.00	1,129.00	4,991.64	38,208.91	-37,079.91	-3,284.31 %
100-5600-50102	Overtime	2,624.00	2,624.00	0.00	317.57	2,306.43	87.90 %
100-5600-50104	Retiree Benefit	22,827.00	22,827.00	749.34	16,324.57	6,502.43	28.49 %
100-5600-50105	Director Stipend	21,993.00	21,993.00	2,000.00	23,200.00	-1,207.00	-5.49 %
100-5600-50200	Payroll Taxes	31,645.00	31,645.00	2,945.96	37,451.56	-5,806.56	-18.35 %
100-5600-50300	Health Insurance	69,772.00	69,772.00	8,301.99	71,481.75	-1,709.75	-2.45 %
100-5600-50302	Insurance - Workers Compensation	4,670.00	4,670.00	0.00	1,075.93	3,594.07	76.96 %
100-5600-50400	PERS Retirement Expense	35,679.00	35,679.00	3,328.66	58,485.12	-22,806.12	-63.92 %
100-5600-50401	PERS UAL	153,598.00	153,598.00	0.00	181,294.88	-27,696.88	-18.03 %
100-5600-50403	Def Comp Retirement Expense	1,570.00	1,570.00	0.00	0.00	1,570.00	100.00 %
100-5600-51100	Materials & Supplies	5,691.00	5,691.00	727.29	43,719.66	-38,028.66	-668.22 %
100-5600-51101	Materials - Other	8,569.00	8,569.00	0.00	8,776.88	-207.88	-2.43 %
100-5600-51102	Office Supplies	37,815.00	37,815.00	1,586.21	25,219.12	12,595.88	33.31 %
100-5600-51200	Vehicle Maintenance	235.00	235.00	0.00	18.48	216.52	92.14 %
100-5600-51202	Building Maintenance	0.00	0.00	400.00	8,531.38	-8,531.38	0.00 %
100-5600-51300	Professional Services	100,000.00	100,000.00	827.50	235,835.20	-135,835.20	-135.84 %
100-5600-51301	Insurance - General Liability	96,684.00	96,684.00	900.00	80,520.08	16,163.92	16.72 %
100-5600-51302	Legal	96,467.00	96,467.00	6,987.02	28,819.72	67,647.28	70.12 %
100-5600-51303	Audit	14,444.00	14,444.00	0.00	18,410.00	-3,966.00	-27.46 %
100-5600-52100	Staff Development	596.00	596.00	1,350.00	4,707.00	-4,111.00	-689.77 %
100-5600-52101	Travel	2,137.00	2,137.00	62.10	4,324.97	-2,187.97	-102.39 %
100-5600-52102	Utilities	35,236.00	35,236.00	1,905.91	52,860.29	-17,624.29	-50.02 %
100-5600-52103	Bank Charges	344.00	344.00	-25.00	1,090.86	-746.86	-217.11 %
100-5600-52104	Payroll Processing	22,827.00	22,827.00	1,911.24	25,360.48	-2,533.48	-11.10 %
100-5600-52105	Government Regulation Fees	5,919.00	5,919.00	341.00	5,788.28	130.72	2.21 %
100-5600-52106	Elections	10,253.00	10,253.00	0.00	0.00	10,253.00	100.00 %
100-5600-52107	Other Miscellaneous Expense	0.00	0.00	75.00	7,481.76	-7,481.76	0.00 %
100-5600-52108	Membership	33,972.00	33,972.00	17.99	40,112.03	-6,140.03	-18.07 %
100-5600-71100	Capital Expenses	0.00	0.00	0.00	9,997.95	-9,997.95	0.00 %
Department: 5600 - Admin Total:		1,164,440.00	1,164,440.00	76,767.39	1,460,343.60	-295,903.60	-25.41 %
Department: 6100 - ALT Zone Wastewater							
100-6100-52102	Utilities	0.00	0.00	0.00	445.00	-445.00	0.00 %
Department: 6100 - ALT Zone Wastewater Total:		0.00	0.00	0.00	445.00	-445.00	0.00 %
Department: 7100 - Capital Outlay							
100-7100-71200	Principal Expense	0.00	0.00	0.00	12,528.82	-12,528.82	0.00 %
Department: 7100 - Capital Outlay Total:		0.00	0.00	0.00	12,528.82	-12,528.82	0.00 %
Department: 8000 - Capital Improvement Projects							
100-8000-80000	Pump Station Retrofit/ Generator	132,000.00	132,000.00	0.00	-9,935.31	141,935.31	107.53 %
100-8000-80100	Tunnel Inspection and Lining	150,000.00	150,000.00	0.00	0.00	150,000.00	100.00 %
100-8000-80200	Office Corp Yard Building Repair	10,000.00	10,000.00	4,068.00	11,317.63	-1,317.63	-13.18 %
100-8000-80300	Repair Safety Walkways	2,000.00	2,000.00	599.99	599.99	1,400.01	70.00 %

Budget Report

For Fiscal: 2021-2022 Period Ending: 06/30/2022

		Original Total Budget	Current Total Budget	Period Activity	Fiscal Activity	Variance Favorable (Unfavorable)	Percent Remaining
100-8000-80400	Treated Water Line Replacement	50,000.00	50,000.00	0.00	775.22	49,224.78	98.45 %
100-8000-80500	Prepressure Regulating Valves	100,000.00	100,000.00	66.15	35,176.77	64,823.23	64.82 %
100-8000-80600	Annual Canal Lining	150,000.00	150,000.00	0.00	52,198.46	97,801.54	65.20 %
100-8000-80700	ALT WTP Demolition	75,000.00	75,000.00	0.00	79,224.00	-4,224.00	-5.63 %
100-8000-80800	Paving ALT	100,000.00	100,000.00	0.00	0.00	100,000.00	100.00 %
100-8000-80900	Water System Condition Assessme	250,000.00	250,000.00	0.00	0.00	250,000.00	100.00 %
100-8000-90000	Repalce Air Release Valves	40,000.00	40,000.00	0.00	27,847.96	12,152.04	30.38 %
100-8000-90100	Asset Management Plan	80,000.00	80,000.00	24,753.75	24,753.75	55,246.25	69.06 %
100-8000-90200	Cargo Container	12,000.00	12,000.00	0.00	-16,829.67	28,829.67	240.25 %
100-8000-90300	Water Meters	1,746,000.00	1,746,000.00	0.00	0.00	1,746,000.00	100.00 %
Department: 8000 - Capital Improvement Projects Total:		2,897,000.00	2,897,000.00	29,487.89	205,128.80	2,691,871.20	92.92 %
Fund: 100 - Water Fund Surplus (Deficit):		-2,251,177.00	-2,251,177.00	344,569.53	402,918.43	2,654,095.43	117.90 %
Fund: 101 - Retiree Health Fund							
Department: 0000 - Non-departmental							
101-0000-40107	Lease Revenue	0.00	0.00	1,381.39	35,444.13	35,444.13	0.00 %
101-0000-41100	Interest Income	0.00	0.00	0.00	349.62	349.62	0.00 %
Department: 0000 - Non-departmental Total:		0.00	0.00	1,381.39	35,793.75	35,793.75	0.00 %
Department: 5600 - Admin							
101-5600-50104	Retiree Benefit	0.00	0.00	5,116.46	63,283.58	-63,283.58	0.00 %
101-5600-50300	Health Insurance	0.00	0.00	0.00	1,406.63	-1,406.63	0.00 %
Department: 5600 - Admin Total:		0.00	0.00	5,116.46	64,690.21	-64,690.21	0.00 %
Fund: 101 - Retiree Health Fund Surplus (Deficit):		0.00	0.00	-3,735.07	-28,896.46	-28,896.46	0.00 %
Fund: 102 - SMUD Fund							
Department: 0000 - Non-departmental							
102-0000-40106	SMUD Revenue	109,300.00	109,300.00	0.00	0.00	-109,300.00	100.00 %
102-0000-41100	Interest Income	0.00	0.00	0.00	843.62	843.62	0.00 %
Department: 0000 - Non-departmental Total:		109,300.00	109,300.00	0.00	843.62	-108,456.38	99.23 %
Fund: 102 - SMUD Fund Total:		109,300.00	109,300.00	0.00	843.62	-108,456.38	99.23 %
Fund: 103 - Hydroelectric Fund							
Department: 0000 - Non-departmental							
103-0000-40107	Lease Revenue	60,000.00	60,000.00	3,745.36	53,074.32	-6,925.68	11.54 %
103-0000-41100	Interest Income	0.00	0.00	0.00	775.85	775.85	0.00 %
Department: 0000 - Non-departmental Total:		60,000.00	60,000.00	3,745.36	53,850.17	-6,149.83	10.25 %
Fund: 103 - Hydroelectric Fund Total:		60,000.00	60,000.00	3,745.36	53,850.17	-6,149.83	10.25 %
Fund: 110 - Capital Replace Fund							
Department: 0000 - Non-departmental							
110-0000-41100	Interest Income	0.00	0.00	0.00	877.78	877.78	0.00 %
Department: 0000 - Non-departmental Total:		0.00	0.00	0.00	877.78	877.78	0.00 %
Fund: 110 - Capital Replace Fund Total:		0.00	0.00	0.00	877.78	877.78	0.00 %
Fund: 111 - Capital Reserve Fund							
Department: 0000 - Non-departmental							
111-0000-41100	Interest Income	0.00	0.00	0.00	834.96	834.96	0.00 %
Department: 0000 - Non-departmental Total:		0.00	0.00	0.00	834.96	834.96	0.00 %
Department: 5100 - Source of Supply							
111-5100-51100	Materials & Supplies	0.00	0.00	0.00	75.33	-75.33	0.00 %
Department: 5100 - Source of Supply Total:		0.00	0.00	0.00	75.33	-75.33	0.00 %
Department: 7100 - Capital Outlay							
111-7100-51300	Professional Services	0.00	0.00	205.00	235,935.03	-235,935.03	0.00 %
111-7100-71100	Capital Expenses	0.00	0.00	2,389.87	55,115.12	-55,115.12	0.00 %
Department: 7100 - Capital Outlay Total:		0.00	0.00	2,594.87	291,050.15	-291,050.15	0.00 %
Fund: 111 - Capital Reserve Fund Surplus (Deficit):		0.00	0.00	-2,594.87	-290,290.52	-290,290.52	0.00 %

Budget Report

For Fiscal: 2021-2022 Period Ending: 06/30/2022

		Original Total Budget	Current Total Budget	Period Activity	Fiscal Activity	Variance Favorable (Unfavorable)	Percent Remaining
Fund: 112 - ALT Fund							
Department: 0000 - Non-departmental							
112-0000-40104	Surcharge	0.00	0.00	109,907.52	663,591.51	663,591.51	0.00 %
112-0000-41100	Interest Income	0.00	0.00	0.00	371.01	371.01	0.00 %
Department: 0000 - Non-departmental Total:		0.00	0.00	109,907.52	663,962.52	663,962.52	0.00 %
Department: 7100 - Capital Outlay							
112-7100-71200	Principal Expense	0.00	0.00	0.00	223,982.41	-223,982.41	0.00 %
112-7100-71201	Interest Expense	0.00	0.00	0.00	142,933.15	-142,933.15	0.00 %
Department: 7100 - Capital Outlay Total:		0.00	0.00	0.00	366,915.56	-366,915.56	0.00 %
Fund: 112 - ALT Fund Surplus (Deficit):		0.00	0.00	109,907.52	297,046.96	297,046.96	0.00 %
Fund: 120 - State Revolving Fund							
Department: 0000 - Non-departmental							
120-0000-41100	Interest Income	0.00	0.00	0.00	502.86	502.86	0.00 %
120-0000-71201	Interest Expense	0.00	0.00	0.00	-578.93	578.93	0.00 %
Department: 0000 - Non-departmental Surplus (Deficit):		0.00	0.00	0.00	1,081.79	1,081.79	0.00 %
Department: 7100 - Capital Outlay							
120-7100-71201	Interest Expense	0.00	0.00	0.00	2,315.71	-2,315.71	0.00 %
Department: 7100 - Capital Outlay Total:		0.00	0.00	0.00	2,315.71	-2,315.71	0.00 %
Fund: 120 - State Revolving Fund Surplus (Deficit):		0.00	0.00	0.00	-1,233.92	-1,233.92	0.00 %
Fund: 121 - SMER Fund							
Department: 0000 - Non-departmental							
121-0000-41100	Interest Income	0.00	0.00	0.00	909.36	909.36	0.00 %
Department: 0000 - Non-departmental Total:		0.00	0.00	0.00	909.36	909.36	0.00 %
Department: 5100 - Source of Supply							
121-5100-51300	Professional Services	0.00	0.00	0.00	9,666.12	-9,666.12	0.00 %
Department: 5100 - Source of Supply Total:		0.00	0.00	0.00	9,666.12	-9,666.12	0.00 %
Fund: 121 - SMER Fund Surplus (Deficit):		0.00	0.00	0.00	-8,756.76	-8,756.76	0.00 %
Fund: 200 - Zone Fund							
Department: 0000 - Non-departmental							
200-0000-40200	Zone Charges	188,400.00	188,400.00	31,304.73	186,703.42	-1,696.58	0.90 %
200-0000-40201	Zone Excrow Fee	45,500.00	45,500.00	3,640.00	22,100.00	-23,400.00	51.43 %
200-0000-41100	Interest Income	-520.00	-520.00	0.00	0.00	520.00	0.00 %
200-0000-41301	Septic Design Fee	-1,500.00	-1,500.00	820.00	3,280.00	4,780.00	218.67 %
Department: 0000 - Non-departmental Total:		231,880.00	231,880.00	35,764.73	212,083.42	-19,796.58	8.54 %
Department: 6100 - ALT Zone Wastewater							
200-6100-50100	Salaries	103,049.00	103,049.00	7,787.96	92,743.20	10,305.80	10.00 %
200-6100-50102	Overtime	913.00	913.00	0.00	241.10	671.90	73.59 %
200-6100-50200	Payroll Taxes	9,377.00	9,377.00	582.17	7,140.25	2,236.75	23.85 %
200-6100-50300	Health Insurance	31,570.00	31,570.00	2,148.09	22,272.40	9,297.60	29.45 %
200-6100-50302	Insurance - Workers Compensation	2,697.00	2,697.00	0.00	1,132.23	1,564.77	58.02 %
200-6100-50400	PERS Retirement Expense	8,129.00	8,129.00	659.07	8,478.35	-349.35	-4.30 %
200-6100-50401	PERS UAL	13,565.00	13,565.00	0.00	14,634.72	-1,069.72	-7.89 %
200-6100-50403	Def Comp Retirement Expense	470.00	470.00	0.00	0.00	470.00	100.00 %
200-6100-51100	Materials & Supplies	7,632.00	7,632.00	771.02	7,960.69	-328.69	-4.31 %
200-6100-51101	Materials - Other	2,932.00	2,932.00	54.38	536.82	2,395.18	81.69 %
200-6100-51102	Office Supplies	2,213.00	2,213.00	9.79	276.26	1,936.74	87.52 %
200-6100-51200	Vehicle Maintenance	2,220.00	2,220.00	310.00	2,529.06	-309.06	-13.92 %
200-6100-51201	Vehicle Operating - Fuel	6,387.00	6,387.00	423.88	4,888.03	1,498.97	23.47 %
200-6100-51300	Professional Services	11,012.00	11,012.00	59.00	24,080.00	-13,068.00	-118.67 %
200-6100-51301	Insurance - General Liability	5,441.00	5,441.00	0.00	4,373.85	1,067.15	19.61 %
200-6100-52100	Staff Development	315.00	315.00	0.00	58.69	256.31	81.37 %
200-6100-52102	Utilities	14,000.00	14,000.00	760.65	14,195.57	-195.57	-1.40 %
200-6100-52105	Government Regulation Fees	36,831.00	36,831.00	3,773.50	40,501.27	-3,670.27	-9.97 %

Budget Report

For Fiscal: 2021-2022 Period Ending: 06/30/2022

	Original Total Budget	Current Total Budget	Period Activity	Fiscal Activity	Variance Favorable (Unfavorable)	Percent Remaining
200-6100-52108 Membership	0.00	0.00	-500.00	0.00	0.00	0.00 %
Department: 6100 - ALT Zone Wastewater Total:	258,753.00	258,753.00	16,839.51	246,042.49	12,710.51	4.91 %
Fund: 200 - Zone Fund Surplus (Deficit):	-26,873.00	-26,873.00	18,925.22	-33,959.07	-7,086.07	-26.37 %
Fund: 210 - CDS Capital Reserve Fund						
Department: 6100 - ALT Zone Wastewater						
210-6100-51300 Professional Services	0.00	0.00	0.00	6,000.00	-6,000.00	0.00 %
Department: 6100 - ALT Zone Wastewater Total:	0.00	0.00	0.00	6,000.00	-6,000.00	0.00 %
Fund: 210 - CDS Capital Reserve Fund Total:	0.00	0.00	0.00	6,000.00	-6,000.00	0.00 %
Fund: 211 - CDS M & O Fund						
Department: 0000 - Non-departmental						
211-0000-41100 Interest Income	0.00	0.00	0.00	308.03	308.03	0.00 %
Department: 0000 - Non-departmental Total:	0.00	0.00	0.00	308.03	308.03	0.00 %
Fund: 211 - CDS M & O Fund Total:	0.00	0.00	0.00	308.03	308.03	0.00 %
Fund: 400 - Capital Facility Charge Fund						
Department: 0000 - Non-departmental						
400-0000-40300 Capital Facility Charge	0.00	0.00	11,684.00	76,084.00	76,084.00	0.00 %
400-0000-41100 Interest Income	0.00	0.00	0.00	120.55	120.55	0.00 %
Department: 0000 - Non-departmental Total:	0.00	0.00	11,684.00	76,204.55	76,204.55	0.00 %
Fund: 400 - Capital Facility Charge Fund Total:	0.00	0.00	11,684.00	76,204.55	76,204.55	0.00 %
Fund: 401 - Water Development Fund						
Department: 0000 - Non-departmental						
401-0000-41100 Interest Income	0.00	0.00	0.00	149.62	149.62	0.00 %
Department: 0000 - Non-departmental Total:	0.00	0.00	0.00	149.62	149.62	0.00 %
Fund: 401 - Water Development Fund Total:	0.00	0.00	0.00	149.62	149.62	0.00 %
Fund: 500 - Stewart Mine Fund						
Department: 0000 - Non-departmental						
500-0000-41100 Interest Income	0.00	0.00	0.00	83.90	83.90	0.00 %
Department: 0000 - Non-departmental Total:	0.00	0.00	0.00	83.90	83.90	0.00 %
Department: 7100 - Capital Outlay						
500-7100-71201 Interest Expense	0.00	0.00	0.00	2,531.46	-2,531.46	0.00 %
Department: 7100 - Capital Outlay Total:	0.00	0.00	0.00	2,531.46	-2,531.46	0.00 %
Fund: 500 - Stewart Mine Fund Surplus (Deficit):	0.00	0.00	0.00	-2,447.56	-2,447.56	0.00 %
Fund: 501 - Garden Valley Fund						
Department: 0000 - Non-departmental						
501-0000-41100 Interest Income	0.00	0.00	0.00	17.73	17.73	0.00 %
Department: 0000 - Non-departmental Total:	0.00	0.00	0.00	17.73	17.73	0.00 %
Fund: 501 - Garden Valley Fund Total:	0.00	0.00	0.00	17.73	17.73	0.00 %
Fund: 502 - Kelsey North Fund						
Department: 0000 - Non-departmental						
502-0000-41100 Interest Income	0.00	0.00	0.00	28.10	28.10	0.00 %
502-0000-71201 Interest Expense	0.00	0.00	0.00	5,236.66	-5,236.66	0.00 %
Department: 0000 - Non-departmental Surplus (Deficit):	0.00	0.00	0.00	-5,208.56	-5,208.56	0.00 %
Department: 7100 - Capital Outlay						
502-7100-71201 Interest Expense	0.00	0.00	0.00	2,292.14	-2,292.14	0.00 %
Department: 7100 - Capital Outlay Total:	0.00	0.00	0.00	2,292.14	-2,292.14	0.00 %
Fund: 502 - Kelsey North Fund Surplus (Deficit):	0.00	0.00	0.00	-7,500.70	-7,500.70	0.00 %
Report Surplus (Deficit):	-2,108,750.00	-2,108,750.00	482,501.69	453,131.90	2,561,881.90	121.49 %

Group Summary

Department	Original Total Budget	Current Total Budget	Period Activity	Fiscal Activity	Variance Favorable (Unfavorable)	Percent Remaining
Fund: 100 - Water Fund						
0000 - Non-departmental	5,064,858.00	5,064,858.00	660,905.33	5,202,861.78	138,003.78	-2.72 %
5100 - Source of Supply	419,520.00	419,520.00	24,233.66	461,844.39	-42,324.39	-10.09 %
5200 - Raw Water	808,007.00	808,007.00	33,871.65	642,738.17	165,268.83	20.45 %
5300 - Water Treatment	776,534.00	776,534.00	48,388.13	770,998.56	5,535.44	0.71 %
5400 - Treated Water	937,785.00	937,785.00	84,208.68	978,400.56	-40,615.56	-4.33 %
5500 - Customer Service	312,749.00	312,749.00	19,378.40	267,515.45	45,233.55	14.46 %
5600 - Admin	1,164,440.00	1,164,440.00	76,767.39	1,460,343.60	-295,903.60	-25.41 %
6100 - ALT Zone Wastewater	0.00	0.00	0.00	445.00	-445.00	0.00 %
7100 - Capital Outlay	0.00	0.00	0.00	12,528.82	-12,528.82	0.00 %
8000 - Capital Improvement Projects	2,897,000.00	2,897,000.00	29,487.89	205,128.80	2,691,871.20	92.92 %
Fund: 100 - Water Fund Surplus (Deficit):	-2,251,177.00	-2,251,177.00	344,569.53	402,918.43	2,654,095.43	117.90 %
Fund: 101 - Retiree Health Fund						
0000 - Non-departmental	0.00	0.00	1,381.39	35,793.75	35,793.75	0.00 %
5600 - Admin	0.00	0.00	5,116.46	64,690.21	-64,690.21	0.00 %
Fund: 101 - Retiree Health Fund Surplus (Deficit):	0.00	0.00	-3,735.07	-28,896.46	-28,896.46	0.00 %
Fund: 102 - SMUD Fund						
0000 - Non-departmental	109,300.00	109,300.00	0.00	843.62	-108,456.38	99.23 %
Fund: 102 - SMUD Fund Total:	109,300.00	109,300.00	0.00	843.62	-108,456.38	99.23 %
Fund: 103 - Hydroelectric Fund						
0000 - Non-departmental	60,000.00	60,000.00	3,745.36	53,850.17	-6,149.83	10.25 %
Fund: 103 - Hydroelectric Fund Total:	60,000.00	60,000.00	3,745.36	53,850.17	-6,149.83	10.25 %
Fund: 110 - Capital Replace Fund						
0000 - Non-departmental	0.00	0.00	0.00	877.78	877.78	0.00 %
Fund: 110 - Capital Replace Fund Total:	0.00	0.00	0.00	877.78	877.78	0.00 %
Fund: 111 - Capital Reserve Fund						
0000 - Non-departmental	0.00	0.00	0.00	834.96	834.96	0.00 %
5100 - Source of Supply	0.00	0.00	0.00	75.33	-75.33	0.00 %
7100 - Capital Outlay	0.00	0.00	2,594.87	291,050.15	-291,050.15	0.00 %
Fund: 111 - Capital Reserve Fund Surplus (Deficit):	0.00	0.00	-2,594.87	-290,290.52	-290,290.52	0.00 %
Fund: 112 - ALT Fund						
0000 - Non-departmental	0.00	0.00	109,907.52	663,962.52	663,962.52	0.00 %
7100 - Capital Outlay	0.00	0.00	0.00	366,915.56	-366,915.56	0.00 %
Fund: 112 - ALT Fund Surplus (Deficit):	0.00	0.00	109,907.52	297,046.96	297,046.96	0.00 %
Fund: 120 - State Revolving Fund						
0000 - Non-departmental	0.00	0.00	0.00	1,081.79	1,081.79	0.00 %
7100 - Capital Outlay	0.00	0.00	0.00	2,315.71	-2,315.71	0.00 %
Fund: 120 - State Revolving Fund Surplus (Deficit):	0.00	0.00	0.00	-1,233.92	-1,233.92	0.00 %
Fund: 121 - SMER Fund						
0000 - Non-departmental	0.00	0.00	0.00	909.36	909.36	0.00 %
5100 - Source of Supply	0.00	0.00	0.00	9,666.12	-9,666.12	0.00 %
Fund: 121 - SMER Fund Surplus (Deficit):	0.00	0.00	0.00	-8,756.76	-8,756.76	0.00 %
Fund: 200 - Zone Fund						
0000 - Non-departmental	231,880.00	231,880.00	35,764.73	212,083.42	-19,796.58	8.54 %
6100 - ALT Zone Wastewater	258,753.00	258,753.00	16,839.51	246,042.49	12,710.51	4.91 %
Fund: 200 - Zone Fund Surplus (Deficit):	-26,873.00	-26,873.00	18,925.22	-33,959.07	-7,086.07	-26.37 %
Fund: 210 - CDS Capital Reserve Fund						
6100 - ALT Zone Wastewater	0.00	0.00	0.00	6,000.00	-6,000.00	0.00 %
Fund: 210 - CDS Capital Reserve Fund Total:	0.00	0.00	0.00	6,000.00	-6,000.00	0.00 %
Fund: 211 - CDS M & O Fund						
0000 - Non-departmental	0.00	0.00	0.00	308.03	308.03	0.00 %
Fund: 211 - CDS M & O Fund Total:	0.00	0.00	0.00	308.03	308.03	0.00 %

Budget Report

For Fiscal: 2021-2022 Period Ending: 06/30/2022

Department	Original Total Budget	Current Total Budget	Period Activity	Fiscal Activity	Variance Favorable (Unfavorable)	Percent Remaining
Fund: 400 - Capital Facility Charge Fund						
0000 - Non-departmental	0.00	0.00	11,684.00	76,204.55	76,204.55	0.00 %
Fund: 400 - Capital Facility Charge Fund Total:	0.00	0.00	11,684.00	76,204.55	76,204.55	0.00 %
Fund: 401 - Water Development Fund						
0000 - Non-departmental	0.00	0.00	0.00	149.62	149.62	0.00 %
Fund: 401 - Water Development Fund Total:	0.00	0.00	0.00	149.62	149.62	0.00 %
Fund: 500 - Stewart Mine Fund						
0000 - Non-departmental	0.00	0.00	0.00	83.90	83.90	0.00 %
7100 - Capital Outlay	0.00	0.00	0.00	2,531.46	-2,531.46	0.00 %
Fund: 500 - Stewart Mine Fund Surplus (Deficit):	0.00	0.00	0.00	-2,447.56	-2,447.56	0.00 %
Fund: 501 - Garden Valley Fund						
0000 - Non-departmental	0.00	0.00	0.00	17.73	17.73	0.00 %
Fund: 501 - Garden Valley Fund Total:	0.00	0.00	0.00	17.73	17.73	0.00 %
Fund: 502 - Kelsey North Fund						
0000 - Non-departmental	0.00	0.00	0.00	-5,208.56	-5,208.56	0.00 %
7100 - Capital Outlay	0.00	0.00	0.00	2,292.14	-2,292.14	0.00 %
Fund: 502 - Kelsey North Fund Surplus (Deficit):	0.00	0.00	0.00	-7,500.70	-7,500.70	0.00 %
Report Surplus (Deficit):	-2,108,750.00	-2,108,750.00	482,501.69	453,131.90	2,561,881.90	121.49 %

Fund Summary

Fund	Original Total Budget	Current Total Budget	Period Activity	Fiscal Activity	Variance Favorable (Unfavorable)
100 - Water Fund	-2,251,177.00	-2,251,177.00	344,569.53	402,918.43	2,654,095.43
101 - Retiree Health Fund	0.00	0.00	-3,735.07	-28,896.46	-28,896.46
102 - SMUD Fund	109,300.00	109,300.00	0.00	843.62	-108,456.38
103 - Hydroelectric Fund	60,000.00	60,000.00	3,745.36	53,850.17	-6,149.83
110 - Capital Replace Fund	0.00	0.00	0.00	877.78	877.78
111 - Capital Reserve Fund	0.00	0.00	-2,594.87	-290,290.52	-290,290.52
112 - ALT Fund	0.00	0.00	109,907.52	297,046.96	297,046.96
120 - State Revolving Fund	0.00	0.00	0.00	-1,233.92	-1,233.92
121 - SMER Fund	0.00	0.00	0.00	-8,756.76	-8,756.76
200 - Zone Fund	-26,873.00	-26,873.00	18,925.22	-33,959.07	-7,086.07
210 - CDS Capital Reserve Fund	0.00	0.00	0.00	-6,000.00	-6,000.00
211 - CDS M & O Fund	0.00	0.00	0.00	308.03	308.03
400 - Capital Facility Charge Fund	0.00	0.00	11,684.00	76,204.55	76,204.55
401 - Water Development Fund	0.00	0.00	0.00	149.62	149.62
500 - Stewart Mine Fund	0.00	0.00	0.00	-2,447.56	-2,447.56
501 - Garden Valley Fund	0.00	0.00	0.00	17.73	17.73
502 - Kelsey North Fund	0.00	0.00	0.00	-7,500.70	-7,500.70
Report Surplus (Deficit):	-2,108,750.00	-2,108,750.00	482,501.69	453,131.90	2,561,881.90

**SOURCE OF SUPPLY
(FUNDS 10,12 DEPARTMENT 5100)
BUDGET**

Description	FY 16-17 Actual	FY 17-18 Actual	FY 18-19 Actual	Account	FY 19-20 Actual	FY 20-21 Actual	FY 21-22 Approved	FY 21-22 June	Amount Remaining	Percent Used	Target Percent
Labor	\$ 89,803	\$ 135,151	\$ 114,161	50100	\$ 102,911	\$ 100,649	\$ 163,354	\$ 107,764	55,590	66%	92%
Overtime	5,902	9,404	12,524	50102	14,226	11,170	13,642	10,359	3,283	76%	92%
Standby	6,890	6,250	10,740	50103	8,210	6,510	11,867	7,530	4,337	63%	92%
Temporary Labor (not on payroll)	7,490	-	2,554	50101	-	-	-	-	-	-	-
PERS Unfunded Accrued Liability	33,170	83,821	19,190	50401	10,855	9,984	11,926	9,756	2,170	82%	92%
PERS Retirement Expense	8,201	12,689	12,206	50400	11,010	10,927	14,223	11,473	2,750	81%	92%
Deferred Compensation	-	-	-	50403	-	-	740	-	740	0%	92%
Payroll Taxes	8,276	11,248	10,464	50200	9,816	9,097	14,865	9,515	5,350	64%	92%
Insurance: Health, Life, etc	28,261	39,195	49,757	50300	32,763	35,849	51,860	28,292	23,568	55%	92%
Insurance: Worker's Comp.	7,537	5,905	4,232	50302	6,431	4,460	6,857	4,924	1,933	72%	92%
Insurance: D/O	-	-	-	50402	-	-	-	-	-	-	-
Subtotal Personnel Related	\$ 195,530	\$ 303,663	\$ 235,828		\$ 196,222	\$ 188,646	\$ 289,335	\$ 189,613	99,722	66%	92%
Audit	-	-	-	51303	-	-	-	-	-	-	-
Engineering Studies	30,633	-	-	Unassigned	-	-	-	-	-	-	-
Building Maintenance	107	-	-	51202	-	-	-	-	-	-	-
Insurance: General	4,146	6,658	-	51301	-	-	-	-	-	-	-
Legal--General	-	-	-	51302	-	-	-	-	-	-	-
Materials and Supplies	5,837	10,508	6,781	51100	6,081	9,473	10,765	13,415	(2,650)	125%	92%
Rental/Durable	(3,627)	2,050	6,314	51101	2,284	300	344	1,300	(956)	378%	92%
Office Supplies	14	567	-	51102	-	259	297	72	225	24%	92%
Staff Development	200	-	-	52100	-	-	-	59	(59)	-	-
Travel--Conference	-	-	-	52101	-	-	-	-	-	-	-
Utilities	2,729	3,995	4,230	52102	4,755	9,418	10,715	9,651	1,064	90%	92%
Vehicle & Equipment Maintenance	3,398	3,595	4,517	51200	9,128	5,186	4,632	4,689	(57)	101%	92%
Vehicle Operations	4,150	6,236	6,839	51201	6,509	5,352	5,683	9,555	(3,872)	168%	92%
Bank Fees & Payroll Services	-	-	-	52103	-	-	-	-	-	-	-
Retiree Health Premium	-	-	-	50104	-	-	-	-	-	-	-
Director Stipends	-	-	-	50105	-	-	-	-	-	-	-
Building Maintenance				51202							
Outside Service/Consultants	19,593	87,406	32,713	51300	10,350	32,615	37,359	85,137	(47,778)	228%	92%
Govt. Reg./Lab Fees	43,296	36,453	55,246	52105	60,762	122,742	60,000	148,355	(88,355)	247%	92%
Other: Cost of recruitment etc.	-	-	-	51101	-	-	-	-	-	-	-
Other: County Tax Admin. Fees	-	17,900	-	52104	-	-	-	-	-	-	-
Other: Memberships	-	310	-	52108	775	341	391	-	391	0%	92%
Other: Elections	-	-	-	52106	-	-	-	\$ -	-	-	-
Subtotal Services	\$ 110,476	\$ 175,678	\$ 116,640		\$ 100,644	\$ 185,686	\$ 130,186	\$ 272,233	\$ 285,845	209%	92%
Grand Total 10-5100	\$ 306,006	\$ 479,341	\$ 352,468		\$ 296,866	\$ 374,332	\$ 419,521	\$ 461,846	\$ (42,325)	110%	92%

**TRANSMISSION & DISTRIBUTION RAW WATER
(FUNDS 10,12 DEPARTMENT 5200)
BUDGET**

Description	FY 16-17	FY 17-18	FY 18-19	Account	FY 19-20	FY 20-21	FY 21-22	FY 21-22	Amount Remaining	Percent Used	Target Percent
	Actual	Actual	Actual		Actual	Actual	Approved	June			
Labor	247,107	\$ 254,422	\$ 275,371	50100	\$ 273,837	\$ 283,713	\$ 322,851	\$225,311	\$97,540	70%	92%
Overtime	21,967	22,228	22,906	50102	28,996	25,156	20,648	27,891	-\$7,243	135%	92%
Standby	14,390	11,680	13,780	50103	15,110	13,080	13,260	14,800	-\$1,540	112%	92%
Temporary Labor (not on payroll)	25,051	19,334	3,580	50101	1,656	952	1,065	-	\$1,065	0%	92%
PERS Unfunded Accrued Liability	40,439	167,911	155,583	50401	211,683	179,550	214,481	190,251	\$24,230	89%	92%
PERS Retirement Expense	25,078	24,165	26,952	50400	28,846	26,557	30,867	24,579	\$6,288	80%	92%
Deferred Compensation	-	-	-	50403	-	-	1,460	-	\$1,460	0%	92%
Payroll Taxes	22,654	22,202	22,937	50200	25,398	14,541	29,379	23,897	\$5,482	81%	92%
Insurance: Health, Life, etc	76,683	85,146	106,715	50300	90,420	91,296	115,737	67,958	\$47,779	59%	92%
Insurance: Worker's Comp.	20,578	16,784	13,140	50302	13,508	8,034	15,689	6,576	\$9,113	42%	92%
Insurance: D/O	-	-	-	Unassigned	-	-	-	-	\$0	#DIV/0!	-
Subtotal Personnel Related	\$ 493,947	\$ 623,872	\$ 640,964		\$ 689,454	\$ 642,879	\$ 765,437	\$ 581,263	\$184,174	76%	92%
Audit	-	-	-	51303	-	-	\$ -	-	-	-	-
Engineering Studies	-	-	-	Unassigned	-	-	-	-	-	-	-
Building Maintenance	-	-	-	51202	-	-	-	-	-	-	-
Insurance: General	17,010	16,139	-	51301	-	-	-	-	-	-	-
Legal--General	-	-	-	51302	-	-	-	-	-	-	-
Materials and Supplies	15,772	22,561	17,084	51100	17,380	73,610	18,000	19,497	-\$1,497	108%	92%
Rental/Durable	8,577	3,859	2,161	51101	657	24,714	2,000	4,710	-\$2,710	236%	92%
Office Supplies	344	722	-	51102	-	-	-	59	-\$59	-	-
Staff Development	600	50	-	52100	-	128	147	147	\$0	100%	92%
Travel--Conference	-	-	-	52101	-	-	-	-	\$0	-	-
Utilities	337	1,417	1,175	52102	1,284	1,270	1,337	1,479	-\$142	111%	92%
Vehicle & Equipment Maintenance	13,930	9,277	10,246	51200	8,415	5,705	6,152	9,173	-\$3,021	149%	92%
Vehicle Operations	13,607	15,117	17,521	51201	14,622	11,490	12,070	20,805	-\$8,735	172%	92%
Bank Fees & Payroll Services	-	-	-	52103	-	-	-	-	\$0	-	-
Retiree Health Premium	-	-	-	50104	-	-	-	-	\$0	-	-
Director Stipends	-	-	-	50105	-	-	-	-	\$0	-	-
Building Maintenance				51202					\$0		
Outside Service/Consultants	1,816	1,159	-	51300	2,500	2,055	2,354	5,482	-\$3,128	233%	92%
Govt. Reg./Lab Fees	170	118	-	52105	148	104	119	-	\$119	0%	92%
Other: Cost of recruitment etc.	857	-	-	51101	-	-	-	-	\$0	-	-
Other: County Tax Admin. Fees	-	240	-	52104	-	-	-	-	\$0	-	-
Other: Memberships	-	-	-	52108	108	341.00	391	-	\$391	0%	92%
Other: Elections	-	-	-	52106	-	-	-	-	\$0	-	-
Subtotal Services	\$ 73,020	\$ 70,659	\$ 48,187		\$ 45,114	\$ 119,417	\$ 42,570	\$ 61,352	64,419	144.12%	92%
Grand Total 10-5200	\$ 566,967	\$ 694,531	\$ 689,151		\$ 734,568	\$ 762,296	\$808,007	\$642,615	\$248,594	79.53%	92%

**WATER TREATMENT
(FUNDS 10,12 DEPARTMENT 5300)
BUDGET**

Description	FY 16-17	FY 17-18	FY 18-19	Account	FY 19-20	FY 20-21	FY 21-22	FY 21-22	Amount Remaining	Percent Used	Target Percent
	Actual	Actual	Actual		Actual	Actual	Approved	June			
Labor	\$ 121,849	\$ 138,048	\$ 166,600	50,100	\$ 204,928	\$ 193,691	\$ 250,264	\$ 193,485	\$56,779	77%	92%
Overtime	22,796	16,735	23,397	50102	35,001	32,206	25,118	25,815	-\$697	103%	92%
Standby	16,672	15,470	15,710	50103	15,960	15,730	9,688	15,760	-\$6,072	163%	92%
Temporary Labor (not on payroll)	517	-	-	50101	-	-	-	-	\$0		
PERS Unfunded Accrued Liability	49,291	17,105	28,508	50401	54,277	47,133	20,466	48,782	-\$28,316		
PERS Retirement Expense	13,428	14,280	19,924	50400	21,897	23,200	32,592	21,156	\$11,436	65%	92%
Deferred Compensation	-	-	-	50403	-	-	1,130	-	\$1,130	0%	92%
Payroll Taxes	13,325	14,922	17,861	50200	18,776	17,931	22,774	19,941	\$2,833	88%	92%
Insurance: Health, Life, etc	45,404	54,245	74,719	50300	65,096	69,925	64,914	56,079	\$8,835	86%	92%
Insurance: Worker's Comp.	4,818	5,461	5,059	50302	5,670	4,617	9,488	3,908	\$5,580	41%	92%
Insurance: D/O	-	-	-	Unassigned	-	-	-	-	\$0	#DIV/0!	
Subtotal Personnel Related	\$ 288,100	\$ 276,266	\$ 351,778		\$ 421,605	\$ 404,433	\$ 436,434	\$384,926	\$51,508	88%	92%
Audit	-	-	-	51303	-	-	-	-	-		
Engineering Studies	760	-	-	Unassigned	-	-	-	-	-		
Building Maintenance	-	-	-	51202	-	-	-	27,537	-\$27,537		
Insurance: General	10,735	8,844	-	51301	-	-	-	-	\$0		
Legal--General	-	-	-	51302	-	-	-	-	\$0		
Materials and Supplies	63,286	62,536	72,613	51100	73,291	71,683	72,000	109,757	-\$37,757	152%	92%
Rental/Durable	2,985	-	5,640	51101	5,161	1,087	1,245	691	\$554	56%	92%
Office Supplies	183	-	-	51102	-	-	-	610	-\$610		
Staff Development	-	250	250	52100	912	2,131	2,441	307	\$2,134	13%	92%
Travel--Conference	-	-	-	52101	-	51	-	70	-\$70		
Utilities	149,812	160,724	199,026	52102	205,552	188,647	214,327	203,327	\$11,000	95%	92%
Vehicle & Equipment Maintenance	5,937	1,244	4,278	51200	7,664	5,486	6,284	2,454	\$3,830	39%	92%
Vehicle Operations	4,943	5,457	6,740	51201	11,802	7,505	8,484	6,090	\$2,394	72%	92%
Bank Fees & Payroll Services	-	-	-	52103	-	-	-	-	\$0		
Retiree Health Premium	-	-	-	50104	-	-	-	-	\$0		
Director Stipends	-	-	-	50105	-	-	-	-	\$0		
Building Maintenance	-	-	-	51202	-	-	-	-	\$0		
Outside Service/Consultants	8,618	60,577	-	51300	8,519	7,523	8,617	2,500	\$6,117	29%	92%
Govt. Reg./Lab Fees	58,677	27,547	32,388	52105	52,540	22,957	26,311	32,021	-\$5,710	122%	92%
Other: Cost of recruitment etc.	-	-	-	51101	-	-	-	-	\$0		
Other: County Tax Admin. Fees	81	-	-	52104	-	-	-	-	\$0		
Other: Memberships	-	310	-	52108	775	341	391	(40)	\$431	-10%	92%
Other: Elections	-	-	-	52106	-	-	-	-	\$0		
0	-	-	-		-	-	-	-			
Subtotal Services	\$ 306,017	\$ 327,489	\$ 320,935		\$ 366,216	\$ 307,411	\$ 340,100	\$385,324	-45,224	113%	92%
Grand Total 10-5300	\$ 594,117	\$ 603,755	\$ 672,713		\$ 787,821	\$ 711,844	\$ 776,534	\$770,250	\$ 6,284	99%	92%

**TRANSMISSION & DISTRIBUTION TREATED WATER
(FUNDS 10,12 DEPARTMENT 5400)
BUDGET**

Description	FY 16-17	FY 17-18	FY 18-19	Account	FY 19-20	FY 20-21	FY 21-22	FY 21-22	Amount Remaining	Percent Used	Target Percent
	Actual	Actual	Actual		Actual	Actual	Approved	June			
Labor	\$ 332,093	\$ 306,325	\$ 311,409	50100	\$ 360,215	\$ 385,341	\$ 416,998	\$ 415,392	\$1,606	100%	92%
Overtime	25,483	30,565	24,057	50102	25,147	38,939	39,846	37,125	\$2,721	93%	92%
Standby	15,760	16,230	15,710	50103	16,660	15,730	20,030	15,710	\$4,320	78%	92%
Temporary Labor (not on payroll)	-	-	-	50101	-	-	-	-	\$0	-	-
PERS Unfunded Accrued Liability	33,803	102,677	168,729	50401	37,994	77,580	90,000	34,148	\$55,852	38%	92%
PERS Retirement Expense	33,653	28,131	29,833	50400	35,329	39,544	47,899	43,347	\$4,552	90%	92%
Deferred Compensation	-	-	-	50403	-	-	1,880	-	\$1,880	0%	92%
Payroll Taxes	29,873	29,946	26,216	50200	31,120	33,774	37,947	36,536	\$1,411	96%	92%
Insurance: Health, Life, etc	103,276	11,562	116,862	50300	109,344	129,484	101,964	110,571	-\$8,607	108%	92%
Insurance: Worker's Comp.	14,280	12,650	9,378	50302	9,199	6,429	17,157	6,686	\$10,471	39%	92%
Insurance: D/O	-	-	-	Unassigned	-	-	-	-	\$0	-	-
Subtotal Personnel Related	\$ 588,221	\$ 538,086	\$ 702,194		\$ 625,008	\$ 726,821	\$773,721	\$ 699,515	\$74,206	90%	92%
Audit	-	-	-	51303	-	-	-	-	\$0	-	-
Engineering Studies	484	-	-	Unassigned	-	-	-	-	\$0	-	-
Building Maintenance	147	-	-	51202	-	-	-	-	\$0	-	-
Insurance: General	16,737	16,496	-	51301	-	-	-	-	\$0	-	-
Legal--General	-	-	-	51302	-	-	-	-	\$0	-	-
Materials and Supplies	68,034	96,488	69,825	51100	89,710	118,598	75,000	195,143	-\$120,143	260%	92%
Rental/Durable	20,909	932	2,161	51101	1,000	10,366	2,000	1,084	\$916	54%	92%
Office Supplies	3,218	758	-	51102	-	31	36	32	\$4	89%	92%
Staff Development	3,034	348	125	52100	797	167	191	263	-\$72	138%	92%
Travel--Conference	-	-	-	52101	-	-	-	-	\$0	-	-
Utilities	11,976	11,846	13,332	52102	12,045	15,280	17,267	13,431	\$3,836	78%	92%
Vehicle & Equipment Maintenance	12,723	9,538	11,325	51200	10,231	11,875	13,233	18,595	-\$5,362	141%	92%
Vehicle Operations	17,324	21,860	21,153	51201	20,834	18,097	19,535	30,964	-\$11,429	159%	92%
Bank Fees & Payroll Services	-	-	-	52103	-	283	-	-	\$0	-	-
Retiree Health Premium	-	-	-	50104	-	-	-	43	-\$43	-	-
Director Stipends	-	-	-	50105	-	-	-	-	\$0	-	-
Building Maintenance	-	-	-	51202	-	-	-	-	\$0	-	-
Outside Service/Consultants	31,808	197	-	51300	-	-	5,000	11,017	\$9,517	220%	92%
Govt. Reg./Lab Fees	8,692	6,296	6,915	52105	9,333	31,005	31,802	8,225	\$6,785	26%	92%
Other: Cost of recruitment etc.	-	-	-	51101	-	-	-	-	-	-	-
Other: County Tax Admin. Fees	-	-	-	52104	-	-	-	109	-\$109	-	-
Other: Memberships	242	919	-	52108	1,123	-	-	-	\$0	-	-
Other: Elections	-	-	-	52106	-	-	-	-	\$0	-	-
Subtotal Services	\$ 195,328	\$ 165,678	\$ 124,836		\$ 145,073	\$ 205,702	\$ 164,064	\$ 278,906	292,851	170.00%	92%
Grand Total 10-5400	\$ 783,549	\$ 703,764	\$ 827,030		\$ 770,081	\$ 932,523	\$ 937,785	\$ 978,421	-\$41,894	104.33%	92%

**CUSTOMER SERVICE
(FUNDS 10,12 DEPARTMENT 5500)
BUDGET**

Description	FY 16-17	FY 17-18	FY 18-19	Account	FY 19-20	FY 20-21	FY 21-22	FY 21-22	Amount Remaining	Percent Used	Target Percent
	Actual	Actual	Actual		Actual	Actual	Approved	June			
Labor	\$ 93,121	\$ 93,538	\$ 90,713	50100	\$ 82,800	\$ 103,300	\$ 139,282	\$ 110,540	\$28,742	79%	92%
Overtime	138	1,627	273	50102	45	851	-	516	-\$516		
Standby	-	-	-	50103	-	-	-	-	\$0		
Temporary Labor (not on payroll)	28,713	29,510	26,773	50101	21,117	19,275	21,553	23,919	-\$2,366	111%	92%
PERS Unfunded Accrued Liability	49,828	7,587	12,843	50401	10,855	8,556	10,221	9,756	\$465	95%	92%
PERS Retirement Expense	8,744	8,044	9,025	50400	6,736	9,452	11,102	10,225	\$877	92%	92%
Deferred Compensation	-	-	-	50403	-	-	630	-	\$630	0%	92%
Payroll Taxes	7,864	7,498	8,147	50200	5,330	7,948	12,675	8,591	\$4,084	68%	92%
Insurance: Health, Life, etc	35,123	32,725	36,464	50300	22,652	34,926	42,356	36,442	\$5,914	86%	92%
Insurance: Worker's Comp.	1,122	1,350	1,460	50302	1,530	1,049	1,598	1,080	\$518	68%	92%
Insurance: D/O	-	-	-	Unassigned	-	-	-	-	\$0		
Subtotal Personnel Related	\$ 224,653	\$ 181,879	\$ 185,698		\$ 151,065	\$ 185,357	\$239,416	\$201,069	\$38,347	84%	92%
Audit	-	-	-	51303	-	-	-	-	\$0	\$0	92%
Engineering Studies	-	-	-	Unassigned	-	-	-	-	\$0		
Building Maintenance	-	-	-	51202	-	-	-	-	\$0		
Insurance: General	6,072	5,707	-	51301	-	-	-	-	\$0		
Legal--General	-	-	-	51302	-	-	-	-	\$0		
Materials and Supplies	-	-	-	51100	-	-	-	23	-\$23		
Rental/Durable	492	-	-	51101	-	-	-	-	\$0		
Office Supplies	13,622	23,471	21,429	51102	19,583	22,364	22,000	36,702	-\$14,702	167%	92%
Staff Development	-	-	450	52100	-	-	-	599	-\$599		
Travel--Conference	-	-	-	52101	-	-	-	-	\$0		
Utilities	3,479	4,441	6,558	52102	7,959	9,106	5,860	12,133	-\$6,273	207%	92%
Vehicle & Equipment Maintenance	1,383	-	-	51200	-	-	-	20	-\$20	0%	92%
Vehicle Operations	-	-	-	51201	-	-	-	-	\$0		
Bank Fees & Payroll Services	150	1,905	20	52103	-	60	-	-	\$0		
Retiree Health Premium	-	-	-	50104	-	-	-	-	\$0		
Director Stipends	-	-	-	50105	-	-	-	-	\$0		
Building Maintenance	-	-	-	51202	-	-	-	-	\$0		
Outside Service/Consultants	3,369	464	1,278	51300	995	15,674	35,000	2,594	\$32,406	7%	92%
Govt. Reg./Lab Fees	-	-	-	52105	-	-	-	-	\$0		
Other: Cost of recruitment etc.	-	10	-	51101	-	-	-	-	\$0		
Other: County Tax Admin. Fees	-	-	-	52104	170	132	-	-	\$0		
Other: Memberships	161	-	-	52108	34,637	-	-	-	\$0		
Other: Elections	-	-	-	52106	-	-	-	-	\$0		
Subtotal Services	\$ 28,728	\$ 35,998	\$ 29,735		\$ 63,344	\$ 47,336	\$ 62,880	\$ 52,051	\$4,654	82.78%	92%
Grand Total 10-5500	\$ 253,381	\$ 217,877	\$ 215,433		\$ 214,409	\$ 232,693	\$ 302,296	\$253,120	\$49,176	83.73%	92%

**ADMINISTRATION
(FUNDS 10,12 DEPARTMENT 5600)
BUDGET**

Description	FY 16-17	FY 17-18	FY 18-19	Account	FY 19-20	FY 20-21	FY 21-22	FY 21-22	Amount Remaining	Percent Used	Target Percent
	Actual	Actual	Actual		Actual	Actual	Approved	June			
Labor	243,246	\$ 286,259	\$ 385,829	50100	\$ 276,343	\$ 317,629	\$ 347,744	\$ 430,929	-\$83,185	124%	92%
Overtime	1,190	563	124	50102	14,602	16,150	2,624	318	\$2,306	12%	92%
Standby	-	-	-	50103	-	-	1,702	-	\$1,702	0%	92%
Temporary Labor (not on payroll)	27,126	25,872	33,021	50101	17,690	1,010	1,129	38,209	-\$37,080	3384%	92%
PERS Unfunded Accrued Liability	118,842	55,851	94,891	50401	200,827	128,583	153,598	181,295	-\$27,697	118%	92%
PERS Retirement Expense	22,281	26,467	36,200	50400	37,091	31,841	35,679	58,485	-\$22,806	164%	92%
Deferred Compensation	2,385	7,750	7,452	50403	5,701	-	1,570	-	\$1,570	0%	92%
Payroll Taxes	20,501	24,317	31,099	50200	32,418	27,288	31,645	37,452	-\$5,807	118%	92%
Insurance: Health, Life, etc	22,765	51,650	86,670	50300	83,095	69,784	69,772	71,482	-\$1,710	102%	92%
Insurance: Worker's Comp.	1,235	1,261	1,802	50302	2,229	-	4,670	1,076	\$3,594	23%	92%
Insurance: D/O	-	-	-	50402	270,648	-	-	-	\$0	-	-
Subtotal Personnel Related	\$ 459,571	\$ 479,990	\$ 677,088		\$ 940,644	\$ 592,285	\$ 650,133	\$ 819,246	-\$169,113	126%	92%
Audit	16,646	16,773	24,510	51303	21,950	12,610	14,444	18,410	-\$3,966	127%	92%
Engineering Studies	-	-	-	52107	3,534	-	-	7,482	-\$7,482	-	-
Building Maintenance	6,618	4,599	7,907	51202	11,605	6,308	-	8,531	-\$8,531	-	-
Insurance: General	4,882	5,178	76,605	51301	79,001	84,407	96,684	80,520	\$16,164	83%	92%
Legal--General	103,522	200,384	191,998	51302	124,947	84,225	96,476	28,820	\$67,656	30%	92%
Materials and Supplies	4,672	-	-	51100	3,840	5,042	5,691	43,720	-\$38,029	768%	92%
Rental/Durable	2,549	2,437	2,536	51101	2,366	7,481	8,569	8,777	-\$208	102%	92%
Office Supplies	31,979	37,969	41,260	51102	29,805	33,745	37,815	25,219	\$12,596	67%	92%
Staff Development	1,989	5,726	4,080	52100	1,881	520	596	4,707	-\$4,111	790%	92%
Travel--Conference	6,154	3,715	6,037	52101	7,425	1,866	2,137	4,325	-\$2,188	202%	92%
Utilities	22,970	24,983	25,225	52102	26,412	32,198	35,236	52,860	-\$17,624	150%	92%
Vehicle & Equipment Maintenance	2,235	103	406	51200	115	224	235	18	\$217	8%	92%
Vehicle Operations	125	50	920	51201	297	-	-	-	\$0	-	-
Bank Fees & Payroll Services	5,312	3,294	134,309	52103	44	21,928	344	1,091	-\$747	317%	92%
Retiree Health Premium	135,779	76,048	102,248	50104	-	86,460	22,827	16,325	\$6,502	72%	92%
Director Stipends	24,031	24,031	23,600	50105	23,234	-	21,993	23,200	-\$1,207	105%	92%
Building Maintenance				51202					\$0		
Outside Service/Consultants	97,291	165,199	124,860	51300	145,868	360,863	100,000	235,835	-\$135,835	236%	92%
Govt. Reg./Lab Fees	5,491	6,722	413	52105	4,727	10,214	5,919	5,788	\$131	98%	92%
Other: Cost of recruitment etc.	-	-	-	51101	-	-	-	-	\$0	-	92%
Other: County Tax Admin. Fees	60,167	2,427	35,242	52104	24,647	36,086	-	-	\$0	-	-
Other: Memberships	12,663	27,704	33,102	52108	29,690	-	33,972	40,112	-\$6,140	118%	92%
Other: Elections	6,816	-	6,782	52106	-	8,951	10,253	-	\$10,253	0%	92%
Subtotal Services	\$ 535,245	\$ 590,569	\$ 817,530		\$ 489,748	\$ 810,208	\$ 493,191	\$ 605,740	-\$281,662	122.82%	92%
Grand Total 10-5600	\$ 1,011,462	\$ 1,087,332	\$ 1,519,128		\$ 1,452,342	\$ 1,415,103	\$ 1,143,324	\$ 1,424,986	-\$450,775	124.64%	92%

**ALT WASTEWATER ZONE
(FUND 40, DEPARTMENT 6100)
BUDGET**

Description	FY 16-17	FY 17-18	FY 18-19	Account	FY 19-20	FY 20-21	FY 21-22	FY 21-22	Amount	Percent	Target
	Actual	Actual	Actual		Actual	Actual	Approved	June	Remaining	Used	Percent
Labor	\$ 73,776	\$ 91,197	\$ 84,330	50100	\$ 67,020	\$ 83,754	\$103,049	\$92,743	\$10,306	90%	92%
Overtime	14	757	331	50102	1,810	842	913	241	\$672	26%	92%
Standby	303	-	-	50103	-	-	-	-	\$0	-	-
Temporary Labor (not on payroll)	1,824	-	-	50101	-	11,356	-	-	\$0	-	-
PERS Unfunded Accrued Liability	83,222	14,007	23,924	50401	16,283	7,779	13,565	14,635	-\$1,070	108%	92%
PERS Retirement Expense	6,162	7,715	7,541	50400	-	-	8,129	8,478	-\$349	104%	92%
Deferred Compensation	-	-	-	50403	-	-	470	-	\$470	0%	92%
Payroll Taxes	5,822	6,951	6,432	50200	5,619	-	9,377	7,140	\$2,237	76%	92%
Insurance: Health, Life, etc	21,136	27,261	28,670	50300	20,880	25,325	31,570	22,272	\$9,298	71%	92%
Insurance: Worker's Comp.	3,294	2,534	1,666	50302	1,116	1,086	2,697	1,132	\$1,565	42%	92%
Insurance: D/O	-	-	-	50402	15,272	-	-	-	\$0	-	92%
<i>Subtotal Personnel Related</i>	<i>\$ 195,553</i>	<i>\$ 150,422</i>	<i>\$ 152,894</i>		<i>\$ 128,000</i>	<i>\$ 130,142</i>	<i>\$ 169,770</i>	<i>\$ 146,641</i>	<i>\$23,129</i>	<i>86%</i>	<i>92%</i>
Audit	-	-	2,000	51303	-	-	-	-	\$0	-	-
Engineering Studies	-	-	-	Unassigned	-	-	-	-	\$0	-	-
Building Maintenance	-	-	-	51202	-	-	-	-	\$0	-	-
Insurance: General	2,456	3,633	5,002	51301	4,647	4,750	5,441	4,374	\$1,067	80%	92%
Legal--General	-	-	-	51302	-	-	-	-	\$0	-	-
Materials and Supplies	5,294	9,503	5,432	51100	4,350	6,668	7,632	7,961	-\$329	104%	92%
Rental/Durable	2,935	573	1,192	51101	2,016	2,560	2,932	537	\$2,395	18%	92%
Office Supplies	2,113	1,772	1,797	51102	2,174	1,932	2,213	276	\$1,937	12%	92%
Staff Development	200	225	1,038	52100	-	275	315	59	\$256	19%	92%
Travel--Conference	-	-	-	52101	-	-	-	-	\$0	-	-
Utilities	12,186	11,495	14,795	52102	13,367	14,622	14,000	14,196	-\$196	101%	92%
Vehicle & Equipment Maintenance	2,968	1,112	211	51200	2,077	2,235	2,220	2,529	-\$309	114%	92%
Vehicle Operations	2,215	2,491	3,775	51201	4,273	5,918	6,387	4,888	\$1,499	77%	92%
Bank Fees & Payroll Services	-	-	-	52103	-	-	-	-	\$0	-	-
Retiree Health Premium	-	-	-	50104	-	-	-	-	\$0	-	-
Director Stipends	-	-	-	50105	-	-	-	-	\$0	-	-
Building Maintenance	-	-	-	51202	-	-	-	-	\$0	-	-
Outside Service/Consultants	25,863	93,345	41,921	51300	8,027	9,732	11,012	24,080	-\$13,068	219%	92%
Govt. Reg./Lab Fees	33,393	32,359	37,952	52105	33,988	32,154	36,831	40,501	-\$3,670	110%	92%
Other: Cost of recruitment etc.	-	-	-	51101	-	-	-	-	\$0	-	-
Other: County Tax Admin. Fees	116	-	-	52104	-	-	-	-	\$0	-	-
Other: Memberships	-	-	-	52108	-	341	-	-	\$0	-	-
Other: Elections	-	-	-	52106	-	-	-	-	\$0	-	-
<i>Subtotal Services</i>	<i>\$ 89,739</i>	<i>\$ 156,508</i>	<i>\$ 115,115</i>		<i>\$ 74,919</i>	<i>\$ 81,187</i>	<i>\$ 88,983</i>	<i>\$ 99,401</i>	<i>104,371</i>	<i>111.71%</i>	<i>92%</i>
Grand Total 40-6700	\$ 285,292	\$ 306,930	\$ 268,009		\$ 202,919	\$ 211,329	\$ 258,753	\$ 246,042	\$117,082	95.09%	92%

DRAFT Fiscal Year 2021-2022 Budget										
Description	FY 16-17 Actual	FY 17-18 Actual	FY 18-19 Actual	FY 19-20 Actual	FY 20-21 Actual	FY 21-22 Approved	FY 21-22 June	Amount Remaining	Percent Used	Target
Operating Expenses:					****					
Source of Supply (5100)	\$ 306,006	\$ 479,341	\$ 352,468	\$ 296,866	\$ 374,332	\$ 419,521	\$ 461,846	\$ (42,325)	110%	92%
Trans & Dist Raw Water (5200)	\$ 566,967	\$ 694,531	\$ 689,151	\$ 734,568	\$ 762,296	\$ 808,007	\$ 642,615	\$ 165,393	80%	92%
Water Treatment (5300)	\$ 594,117	\$ 603,755	\$ 672,713	\$ 787,821	\$ 711,844	\$ 776,534	\$ 770,250	\$ 6,284	99%	92%
Trans & Dist Treated Water (5400)	\$ 783,549	\$ 703,764	\$ 827,030	\$ 770,081	\$ 932,523	\$ 937,785	\$ 978,421	\$ (40,636)	104%	92%
Customer Service (5500)	\$ 253,381	\$ 217,877	\$ 215,433	\$ 214,409	\$ 232,693	\$ 302,296	\$ 253,120	\$ 49,176	84%	92%
Admin & General (5600 & 5900)	\$ 1,011,462	\$ 1,087,332	\$ 1,519,128	\$ 1,452,342	\$ 1,415,103	\$ 1,143,324	\$ 1,424,986	\$ (281,662)	125%	92%
On-Site Wastewater Disposal Zone (6700)	\$ 285,292	\$ 306,930	\$ 268,009	\$ 202,919	\$ 211,329	\$ 258,753	\$ 246,042	\$ 12,711	95%	92%
Total Operating Expenses	\$3,800,774	\$4,093,530	\$4,543,932	\$4,459,006	\$4,640,120	\$4,646,221	\$4,777,280	\$ (131,059)	103%	92%



Georgetown Divide PUD

Check Report

By Check Number

Date Range: 07/01/2021 - 06/30/2022

Vendor Number	Vendor Name	Payment Date	Payment Type	Discount Amount	Payment Amount	Number
Bank Code: EDSB-El Dorado Savings Bank						
ACW01	ACWA/JPIA	07/14/2021	Regular	0.00	25,981.79	32398
ACW05	ACWA/JPIA HEALTH	07/14/2021	Regular	0.00	41,388.67	32399
ADT01	ADT SECURITY SERVICES	07/14/2021	Regular	0.00	266.55	32400
ALL01	ALLEN KRAUSE	07/14/2021	Regular	0.00	151.99	32401
ARA01	ARAMARK	07/14/2021	Regular	0.00	443.13	32402
ATT04	AT&T	07/14/2021	Regular	0.00	94.90	32403
BEA01	BUTTE EQUIPMENT RENTALS	07/14/2021	Regular	0.00	880.00	32404
CAN02	BRIAN CANN	07/14/2021	Regular	0.00	107.22	32405
CLS01	CLS LABS	07/14/2021	Regular	0.00	195.00	32406
COA01	COASTLAND CIVIL ENGINEERI	07/14/2021	Regular	0.00	9,027.50	32407
ELD16	EL DORADO DISPOSAL SERVIC	07/14/2021	Regular	0.00	390.44	32408
EN201	EN2 RESOURCES, INC	07/14/2021	Regular	0.00	932.25	32409
FER01	FERRELLGAS	07/14/2021	Regular	0.00	903.84	32410
FER02	FERGUSON ENTERPRISES INC	07/14/2021	Regular	0.00	3,159.01	32411
GAR02	GARDEN VALLEY FEED & HDW.	07/14/2021	Regular	0.00	160.20	32412
GEO01	GEORGETOWN ACE HDW	07/14/2021	Regular	0.00	10.73	32413
GEO04	DIVIDE SUPPLY ACE HARDWAR	07/14/2021	Regular	0.00	134.39	32414
GLO03	GLORIA R. OMANIA	07/14/2021	Regular	0.00	6,465.96	32415
GRA01	GRAINGER, INC.	07/14/2021	Regular	0.00	1,307.72	32416
HAR03	HARRIS INDUSTRIAL GASES	07/14/2021	Regular	0.00	53.00	32417
ICM02	ICMA-R.T.-457 (ee)	07/14/2021	Regular	0.00	810.61	32418
IUO01	IUOE, LOCAL 39	07/14/2021	Regular	0.00	339.84	32419
IUO02	AFSCME	07/14/2021	Regular	0.00	240.09	32420
MOB01	MOBILE MINI, LLC-CA	07/14/2021	Regular	0.00	252.11	32421
PAC02	PACIFIC GAS & ELECTRIC	07/14/2021	Regular	0.00	22,716.57	32422
PSO01	PSOMAS	07/14/2021	Regular	0.00	670.00	32423
ROB02	ROBINSON ENTERPRISES	07/14/2021	Regular	0.00	3,230.67	32424
SAC03	SACRAMENTO BAG MFG. CO.	07/14/2021	Regular	0.00	275.40	32425
THO03	THOMPSON AUTO & TRUCK	07/14/2021	Regular	0.00	107.04	32426
UNI06	UNITEDHEALTHCARE INSURANC	07/14/2021	Regular	0.00	175.00	32427
USA03	USA BLUE BOOK	07/14/2021	Regular	0.00	4,721.58	32428
USB06	U.S. BANK EQUIPMENT FINAN	07/14/2021	Regular	0.00	635.56	32429
WES08	WESTERN HYDROLOGICS, LLP	07/14/2021	Regular	0.00	6,379.40	32430
WOO03	WOOD ENVIRONMENT & INFRAS	07/14/2021	Regular	0.00	1,154.50	32431
AAR01	AARP MEDICARERX SAVER PLU	07/28/2021	Regular	0.00	29.20	32433
AFL01	AMERICAN FAMILY LIFE INS	07/28/2021	Regular	0.00	1,243.08	32434
ANS01	ANSWERING SPECIALISTS INC	07/28/2021	Regular	0.00	84.95	32435
ARA01	ARAMARK	07/28/2021	Regular	0.00	326.95	32436
ATT02	AT&T	07/28/2021	Regular	0.00	2,749.31	32437
ATT03	AT&T LONG DISTANCE	07/28/2021	Regular	0.00	66.74	32438
BJP01	BJ PEST CONTROL	07/28/2021	Regular	0.00	250.00	32439
BLU01	ANTHEM BLUE CROSS	07/28/2021	Regular	0.00	1,406.63	32440
BLU06	BLUE SHIELD OF CALIFORNIA	07/28/2021	Regular	0.00	260.00	32441
BLU07	BLUE SHIELD OF CALIFORNIA	07/28/2021	Regular	0.00	668.00	32442
BRI01	Britt Global Industries LLC	07/28/2021	Regular	0.00	5,025.00	32443
CHU02	White Brenner LLP	07/28/2021	Regular	0.00	9,250.90	32444
CLS01	CLS LABS	07/28/2021	Regular	0.00	167.50	32445
CWS01	CORBIN WILLITS SYS. INC.	07/28/2021	Regular	0.00	608.28	32446
DIV05	PLACERVILLE AUTO PARTS, I	07/28/2021	Regular	0.00	204.79	32447
EID01	EIDE BAILLY LLP	07/28/2021	Regular	0.00	9,270.00	32448
ENV01	ENVIRO TECH SERVICES COMP	07/28/2021	Regular	0.00	647.45	32449
FER01	FERRELLGAS	07/28/2021	Regular	0.00	-442.40	32450
FER01	FERRELLGAS	07/28/2021	Regular	0.00	442.40	32450
FER02	FERGUSON ENTERPRISES INC	07/28/2021	Regular	0.00	4,951.26	32451

Check Report

Date Range: 07/01/2021 - 06/30/2022

Vendor Number	Vendor Name	Payment Date	Payment Type	Discount Amount	Payment Amount	Number
GAR02	GARDEN VALLEY FEED & HDW.	07/28/2021	Regular	0.00	18.75	32452
GEO01	GEORGETOWN ACE HDW	07/28/2021	Regular	0.00	19.91	32453
GEO04	DIVIDE SUPPLY ACE HARDWAR	07/28/2021	Regular	0.00	640.01	32454
HAR01	Tyler Harp	07/28/2021	Regular	0.00	249.94	32455
HOM01	HOME DEPOT CREDIT SERVICE	07/28/2021	Regular	0.00	1,109.59	32456
ICM02	ICMA-R.T.-457 (ee)	07/28/2021	Regular	0.00	808.55	32457
INT05	INTERWEST CONSULTING GROU	07/28/2021	Regular	0.00	21,105.00	32458
IRS01	Internal Revenue Services	07/28/2021	Regular	0.00	6,931.51	32459
IUO01	IUOE, LOCAL 39	07/28/2021	Regular	0.00	345.59	32460
IUO02	AFSCME	07/28/2021	Regular	0.00	247.06	32461
OCC01	OCCU-MED, LTD	07/28/2021	Regular	0.00	289.75	32462
PAC06	PACE SUPPLY 23714-00	07/28/2021	Regular	0.00	3,222.80	32463
PRE01	PREMIER ACCESS INS CO	07/28/2021	Regular	0.00	2,617.14	32464
ROB02	ROBINSON ENTERPRISES	07/28/2021	Regular	0.00	2,788.82	32465
ROY01	KENNETH ROYAL	07/28/2021	Regular	0.00	230.00	32466
SIG01	SIGNAL SERVICE INC	07/28/2021	Regular	0.00	282.00	32467
TEI01	A. TEICHERT & SON, INC	07/28/2021	Regular	0.00	1,574.25	32468
THA01	THATCHER COMPANY OF CALIF	07/28/2021	Regular	0.00	4,913.98	32469
TIR01	TIREHUB, LLC	07/28/2021	Regular	0.00	767.09	32470
USB05	U.S. BANK CORPORATE PAYME	07/28/2021	Regular	0.00	7,424.45	32471
VER01	VERIZON WIRELESS	07/28/2021	Regular	0.00	548.48	32472
FER02	FERGUSON ENTERPRISES INC	07/28/2021	Regular	0.00	21,796.30	32473
ADT01	ADT SECURITY SERVICES	08/11/2021	Regular	0.00	273.75	32477
AND01	ANDERSON'S SIERRA PIPE CO	08/11/2021	Regular	0.00	254.53	32478
ARA01	ARAMARK	08/11/2021	Regular	0.00	436.01	32479
AWW01	AMERICAN WATER WORKS ASSN	08/11/2021	Regular	0.00	459.00	32480
Buckmaster	Buckmaster Office Solutions	08/11/2021	Regular	0.00	15.00	32481
CLS01	CLS LABS	08/11/2021	Regular	0.00	89.10	32482
DIV05	PLACERVILLE AUTO PARTS, I	08/11/2021	Regular	0.00	83.49	32483
EID01	EIDE BAILLY LLP	08/11/2021	Regular	0.00	8,083.00	32484
ELD16	EL DORADO DISPOSAL SERVIC	08/11/2021	Regular	0.00	412.44	32485
EMC01	MESA ENERGY SYSTEMS, INC	08/11/2021	Regular	0.00	4,990.00	32486
FER01	FERRELLGAS	08/11/2021	Regular	0.00	12.00	32487
FER02	FERGUSON ENTERPRISES INC	08/11/2021	Regular	0.00	4,510.54	32488
GAR02	GARDEN VALLEY FEED & HDW.	08/11/2021	Regular	0.00	66.53	32489
GEO01	GEORGETOWN ACE HDW	08/11/2021	Regular	0.00	150.80	32490
GEO02	GEORGETOWN GAZETTE	08/11/2021	Regular	0.00	373.73	32491
GEO04	DIVIDE SUPPLY ACE HARDWAR	08/11/2021	Regular	0.00	658.65	32492
GEO15	GEOCON CONSULTANTS INC	08/11/2021	Regular	0.00	450.00	32493
GLO03	GLORIA R. OMANIA	08/11/2021	Regular	0.00	3,960.00	32494
ICM02	ICMA-R.T.-457 (ee)	08/11/2021	Regular	0.00	1,106.63	32495
INT05	INTERWEST CONSULTING GROU	08/11/2021	Regular	0.00	4,200.00	32496
IUO01	IUOE, LOCAL 39	08/11/2021	Regular	0.00	345.59	32497
IUO02	AFSCME	08/11/2021	Regular	0.00	247.06	32498
MAD01	KYLE MADISON	08/11/2021	Regular	0.00	75.13	32499
MOB01	MOBILE MINI, LLC-CA	08/11/2021	Regular	0.00	252.11	32500
NTU01	NTU TECHNOLOGIES, INC.	08/11/2021	Regular	0.00	425.17	32501
PAC02	PACIFIC GAS & ELECTRIC	08/11/2021	Regular	0.00	24,317.97	32502
PAC06	PACE SUPPLY 23714-00	08/11/2021	Regular	0.00	1,611.54	32503
PRO04	PAUL FUNK	08/11/2021	Regular	0.00	265.00	32504
ROB02	ROBINSON ENTERPRISES	08/11/2021	Regular	0.00	3,144.12	32505
SCH09	SCHAEFFER MANUFACTURING C	08/11/2021	Regular	0.00	461.65	32506
SIE10	SIERRA SAFETY	08/11/2021	Regular	0.00	323.42	32507
STREAM	Streamline	08/11/2021	Regular	0.00	300.00	32508
SWE01	Sweet Septic, Inc.	08/11/2021	Regular	0.00	445.00	32509
UNI06	UNITEDHEALTHCARE INSURANC	08/11/2021	Regular	0.00	175.00	32510
USA03	USA BLUE BOOK	08/11/2021	Regular	0.00	982.88	32511
USB06	U.S. BANK EQUIPMENT FINAN	08/11/2021	Regular	0.00	688.21	32512
WEL02	WELLS FARGO BANK	08/11/2021	Regular	0.00	2,296.95	32513
WOO03	WOOD ENVIRONMENT & INFRAS	08/11/2021	Regular	0.00	803.00	32514
ACW05	ACWA/JPIA HEALTH	08/25/2021	Regular	0.00	38,099.87	32515

Check Report

Date Range: 07/01/2021 - 06/30/2022

Vendor Number	Vendor Name	Payment Date	Payment Type	Discount Amount	Payment Amount	Number
AFL01	AMERICAN FAMILY LIFE INS	08/25/2021	Regular	0.00	1,243.08	32516
ALL01	ALLEN KRAUSE	08/25/2021	Regular	0.00	2,044.31	32517
ANS01	ANSWERING SPECIALISTS INC	08/25/2021	Regular	0.00	84.95	32518
ARA01	ARAMARK	08/25/2021	Regular	0.00	295.42	32519
ATT03	AT&T LONG DISTANCE	08/25/2021	Regular	0.00	202.14	32520
ATT04	AT&T	08/25/2021	Regular	0.00	84.55	32521
BLU01	ANTHEM BLUE CROSS	08/25/2021	Regular	0.00	1,406.63	32522
BLU06	BLUE SHIELD OF CALIFORNIA	08/25/2021	Regular	0.00	260.00	32523
BLU07	BLUE SHIELD OF CALIFORNIA	08/25/2021	Regular	0.00	668.00	32524
CAL17	Cal Fire	08/25/2021	Regular	0.00	1,050.00	32525
CLS01	CLS LABS	08/25/2021	Regular	0.00	167.50	32526
DIV05	PLACERVILLE AUTO PARTS, I	08/25/2021	Regular	0.00	32.15	32527
EN201	EN2 RESOURCES, INC	08/25/2021	Regular	0.00	146.50	32528
GEO02	GEORGETOWN GAZETTE	08/25/2021	Regular	0.00	25.00	32529
GEO04	DIVIDE SUPPLY ACE HARDWAR	08/25/2021	Regular	0.00	456.70	32530
HAR03	HARRIS INDUSTRIAL GASES	08/25/2021	Regular	0.00	430.18	32531
ICM02	ICMA-R.T.-457 (ee)	08/25/2021	Regular	0.00	1,104.96	32532
INT05	INTERWEST CONSULTING GROU	08/25/2021	Regular	0.00	1,815.00	32533
IUO01	IUOE, LOCAL 39	08/25/2021	Regular	0.00	345.59	32534
IUO02	AFSCME	08/25/2021	Regular	0.00	247.06	32535
MED01	MEDICAL EYE SERVICES	08/25/2021	Regular	0.00	193.01	32536
NAT04	NATIONAL PRINT & PROMO	08/25/2021	Regular	0.00	2,284.00	32537
NTU01	NTU TECHNOLOGIES, INC.	08/25/2021	Regular	0.00	6,678.67	32538
PRE01	PREMIER ACCESS INS CO	08/25/2021	Regular	0.00	2,494.70	32539
ROY01	KENNETH ROYAL	08/25/2021	Regular	0.00	345.00	32540
SMR01	SMR Electric	08/25/2021	Regular	0.00	750.00	32541
THA01	THATCHER COMPANY OF CALIF	08/25/2021	Regular	0.00	6,453.69	32542
USA01	UNDERGROUND SERVICE ALERT	08/25/2021	Regular	0.00	1,850.60	32543
USB05	U.S. BANK CORPORATE PAYME	08/25/2021	Regular	0.00	997.05	32544
VER01	VERIZON WIRELESS	08/25/2021	Regular	0.00	47.88	32545
WES08	WESTERN HYDROLOGICS, LLP	08/25/2021	Regular	0.00	7,771.90	32546
ACW05	ACWA/JPIA HEALTH	09/08/2021	Regular	0.00	39,817.47	32548
ADT01	ADT SECURITY SERVICES	09/08/2021	Regular	0.00	280.16	32549
ARA01	ARAMARK	09/08/2021	Regular	0.00	295.42	32550
ATT02	AT&T	09/08/2021	Regular	0.00	2,474.36	32551
BEA01	BUTTE EQUIPMENT RENTALS	09/08/2021	Regular	0.00	850.00	32552
CAR08	CSI	09/08/2021	Regular	0.00	59.00	32553
CHU02	White Brenner LLP	09/08/2021	Regular	0.00	4,439.14	32554
CLS01	CLS LABS	09/08/2021	Regular	0.00	504.00	32555
COA01	COASTLAND CIVIL ENGINEERI	09/08/2021	Regular	0.00	9,596.25	32556
CWS01	CORBIN WILLITS SYS. INC.	09/08/2021	Regular	0.00	608.28	32557
DIT01	DITCH WITCH EQUIPMENT COM	09/08/2021	Regular	0.00	52.65	32558
DWR01	DEPT. OF WATER RESOURCES	09/08/2021	Regular	0.00	15,397.73	32559
ELD16	EL DORADO DISPOSAL SERVIC	09/08/2021	Regular	0.00	412.24	32560
GEO05	GEORGETOWN PRE-CAST, INC.	09/08/2021	Regular	0.00	1,467.80	32561
HOM01	HOME DEPOT CREDIT SERVICE	09/08/2021	Regular	0.00	9.82	32562
ICM02	ICMA-R.T.-457 (ee)	09/08/2021	Regular	0.00	1,105.76	32563
IUO01	IUOE, LOCAL 39	09/08/2021	Regular	0.00	346.77	32564
IUO02	AFSCME	09/08/2021	Regular	0.00	247.06	32565
LSL01	LANCE, SOLL & LUNGHARD, L	09/08/2021	Regular	0.00	6,075.00	32566
MOB01	MOBILE MINI, LLC-CA	09/08/2021	Regular	0.00	252.11	32567
PAC02	PACIFIC GAS & ELECTRIC	09/08/2021	Regular	0.00	22,760.46	32568
PAC06	PACE SUPPLY 23714-00	09/08/2021	Regular	0.00	2,349.31	32569
PUM01	JERRY E. MERRY	09/08/2021	Regular	0.00	830.00	32570
RIE01	RIEBES AUTO PARTS,LLC	09/08/2021	Regular	0.00	192.92	32571
ROB01	DON ROBINSON	09/08/2021	Regular	0.00	1,008.88	32572
ROB02	ROBINSON ENTERPRISES	09/08/2021	Regular	0.00	3,026.42	32573
VER01	VERIZON WIRELESS	09/08/2021	Regular	0.00	991.98	32574
WAL02	WALKER'S OFFICE SUPPLY	09/08/2021	Regular	0.00	291.57	32575
WAL03	JACOB WALSH	09/08/2021	Regular	0.00	205.00	32576
WHIO2	WHITE CAP CONST. SUPPLY	09/08/2021	Regular	0.00	1,036.59	32577

Check Report

Date Range: 07/01/2021 - 06/30/2022

Vendor Number	Vendor Name	Payment Date	Payment Type	Discount Amount	Payment Amount	Number
WOO03	WOOD ENVIRONMENT & INFRAS	09/08/2021	Regular	0.00	2,727.00	32578
GEO14	GEORGETOWN DIVIDE ROTARY	09/16/2021	Regular	0.00	45.00	32579
AAR01	AARP MEDICARERX SAVER PLU	09/22/2021	Regular	0.00	29.20	32580
AFL01	AMERICAN FAMILY LIFE INS	09/22/2021	Regular	0.00	1,243.08	32581
ALL01	ALLEN KRAUSE	09/22/2021	Regular	0.00	140.31	32582
ANS01	ANSWERING SPECIALISTS INC	09/22/2021	Regular	0.00	84.95	32583
ARA01	ARAMARK	09/22/2021	Regular	0.00	301.11	32584
ATT03	AT&T LONG DISTANCE	09/22/2021	Regular	0.00	229.94	32585
BEA01	BUTTE EQUIPMENT RENTALS	09/22/2021	Regular	0.00	750.00	32586
BLU01	ANTHEM BLUE CROSS	09/22/2021	Regular	0.00	1,406.63	32587
BLU06	BLUE SHIELD OF CALIFORNIA	09/22/2021	Regular	0.00	260.00	32588
BLU07	BLUE SHIELD OF CALIFORNIA	09/22/2021	Regular	0.00	668.00	32589
CLS01	CLS LABS	09/22/2021	Regular	0.00	3,419.22	32590
COA01	COASTLAND CIVIL ENGINEERI	09/22/2021	Regular	0.00	7,437.50	32591
DIT01	DITCH WITCH EQUIPMENT COM	09/22/2021	Regular	0.00	391.44	32592
DIV05	PLACERVILLE AUTO PARTS, I	09/22/2021	Regular	0.00	261.58	32593
EID01	EIDE BAILLY LLP	09/22/2021	Regular	0.00	15,359.50	32594
EMPO2	EMPLOYEE RELATIONS, INC	09/22/2021	Regular	0.00	43.80	32595
GAR02	GARDEN VALLEY FEED & HDW.	09/22/2021	Regular	0.00	44.25	32596
GAR02	GARDEN VALLEY FEED & HDW.	09/22/2021	Regular	0.00	-44.25	32596
GEO01	GEORGETOWN ACE HDW	09/22/2021	Regular	0.00	44.79	32597
GLO03	GLORIA R. OMANIA	09/22/2021	Regular	0.00	7,335.00	32598
GOL03	GOLD COUNTRY MEDIA	09/22/2021	Regular	0.00	494.00	32599
ICM02	ICMA-R.T.-457 (ee)	09/22/2021	Regular	0.00	1,105.50	32600
IRS01	Internal Revenue Services	09/22/2021	Regular	0.00	978.14	32601
IUO01	IUOE, LOCAL 39	09/22/2021	Regular	0.00	347.43	32602
IUO02	AFSCME	09/22/2021	Regular	0.00	247.06	32603
NEE01	BLAKE CHARLES NEEP	09/22/2021	Regular	0.00	1,269.75	32604
PAC02	PACIFIC GAS & ELECTRIC	09/22/2021	Regular	0.00	137.41	32605
PAC02	PACIFIC GAS & ELECTRIC	09/22/2021	Regular	0.00	-137.41	32605
PAC06	PACE SUPPLY 23714-00	09/22/2021	Regular	0.00	432.86	32606
PRE01	PREMIER ACCESS INS CO	09/22/2021	Regular	0.00	2,617.14	32607
PRO04	PAUL FUNK	09/22/2021	Regular	0.00	400.00	32608
ROB01	DON ROBINSON	09/22/2021	Regular	0.00	-1,636.30	32609
ROB01	DON ROBINSON	09/22/2021	Regular	0.00	1,636.30	32609
ROB02	ROBINSON ENTERPRISES	09/22/2021	Regular	0.00	3,388.28	32610
SIE10	SIERRA SAFETY	09/22/2021	Regular	0.00	170.58	32611
SWR06	STATE WATER RESOURCES CON	09/22/2021	Regular	0.00	12,528.82	32612
TEI01	A. TEICHERT & SON, INC	09/22/2021	Regular	0.00	1,375.40	32613
THO03	THOMPSON AUTO & TRUCK	09/22/2021	Regular	0.00	3,334.07	32614
TIR01	TIREHUB, LLC	09/22/2021	Regular	0.00	600.45	32615
UNI06	UNITEDHEALTHCARE INSURANC	09/22/2021	Regular	0.00	175.00	32616
USB05	U.S. BANK CORPORATE PAYME	09/22/2021	Regular	0.00	5,747.38	32617
USB06	U.S. BANK EQUIPMENT FINAN	09/22/2021	Regular	0.00	524.82	32618
VER01	VERIZON WIRELESS	09/22/2021	Regular	0.00	50.04	32619
WEL02	WELLS FARGO BANK	09/22/2021	Regular	0.00	2,088.14	32620
WES08	WESTERN HYDROLOGICS, LLP	09/22/2021	Regular	0.00	5,004.40	32621
WES09	NATHAN THOMAS	09/22/2021	Regular	0.00	2,560.00	32622
ROB01	DON ROBINSON	09/29/2021	Regular	0.00	818.15	32623
WEL02	WELLS FARGO BANK	09/29/2021	Regular	0.00	2,505.76	32624
ACW01	ACWA/JPIA	10/05/2021	Regular	0.00	8,411.14	32625
ACW05	ACWA/JPIA HEALTH	10/05/2021	Regular	0.00	38,976.94	32626
ALL01	ALLEN KRAUSE	10/05/2021	Regular	0.00	32.13	32627
ARA01	ARAMARK	10/05/2021	Regular	0.00	147.71	32628
ATT02	AT&T	10/05/2021	Regular	0.00	687.80	32629
ATT03	AT&T LONG DISTANCE	10/05/2021	Regular	0.00	85.57	32630
BAR07	BARBOUR, CHRIS	10/05/2021	Regular	0.00	270.22	32631
CLS01	CLS LABS	10/05/2021	Regular	0.00	89.10	32632
CWS01	CORBIN WILLITS SYS. INC.	10/05/2021	Regular	0.00	608.28	32633
DIT01	DITCH WITCH EQUIPMENT COM	10/05/2021	Regular	0.00	391.44	32634
DIV05	PLACERVILLE AUTO PARTS, I	10/05/2021	Regular	0.00	213.35	32635

Check Report

Date Range: 07/01/2021 - 06/30/2022

Vendor Number	Vendor Name	Payment Date	Payment Type	Discount Amount	Payment Amount	Number
GAR02	GARDEN VALLEY FEED & HDW.	10/05/2021	Regular	0.00	99.70	32636
GEO01	GEORGETOWN ACE HDW	10/05/2021	Regular	0.00	51.86	32637
GEO04	DIVIDE SUPPLY ACE HARDWAR	10/05/2021	Regular	0.00	213.61	32638
ICM02	ICMA-R.T.-457 (ee)	10/05/2021	Regular	0.00	1,113.90	32639
IUO01	IUOE, LOCAL 39	10/05/2021	Regular	0.00	347.43	32640
IUO02	AFSCME	10/05/2021	Regular	0.00	247.06	32641
MED01	MEDICAL EYE SERVICES	10/05/2021	Regular	0.00	314.80	32642
NBS01	NBS	10/05/2021	Regular	0.00	1,144.31	32643
PAC02	PACIFIC GAS & ELECTRIC	10/05/2021	Regular	0.00	21,654.38	32644
PAC06	PACE SUPPLY 23714-00	10/05/2021	Regular	0.00	3,492.81	32645
RIE01	RIEBES AUTO PARTS,LLC	10/05/2021	Regular	0.00	203.72	32646
ROB02	ROBINSON ENTERPRISES	10/05/2021	Regular	0.00	3,023.68	32647
THA01	THATCHER COMPANY OF CALIF	10/05/2021	Regular	0.00	7,165.79	32648
TYL02	TYLER TECHNOLOGIES, INC	10/05/2021	Regular	0.00	1,799.00	32649
VER01	VERIZON WIRELESS	10/05/2021	Regular	0.00	1,525.12	32650
WSO01	WATER SYSTEMS OPTIMIZATIO	10/05/2021	Regular	0.00	2,500.00	32651
AAR01	AARP MEDICARERX SAVER PLU	10/20/2021	Regular	0.00	29.20	32652
ACW02	ACWA	10/20/2021	Regular	0.00	84,150.00	32653
ADT01	ADT SECURITY SERVICES	10/20/2021	Regular	0.00	280.16	32654
AFL01	AMERICAN FAMILY LIFE INS	10/20/2021	Regular	0.00	1,243.08	32655
ALL01	ALLEN KRAUSE	10/20/2021	Regular	0.00	1,531.91	32656
AND01	ANDERSON'S SIERRA PIPE CO	10/20/2021	Regular	0.00	3,588.65	32657
AQU01	AQUA SIERRA CONTROLS INC.	10/20/2021	Regular	0.00	1,349.00	32658
ARA01	ARAMARK	10/20/2021	Regular	0.00	450.31	32659
ATE01	A T.E.E.M. ELECTRICAL	10/20/2021	Regular	0.00	973.18	32660
ATT02	AT&T	10/20/2021	Regular	0.00	2,769.71	32661
ATT04	AT&T	10/20/2021	Regular	0.00	94.54	32662
BLU01	ANTHEM BLUE CROSS	10/20/2021	Regular	0.00	1,406.63	32663
BLU06	BLUE SHIELD OF CALIFORNIA	10/20/2021	Regular	0.00	260.00	32664
CAR08	CSI	10/20/2021	Regular	0.00	59.00	32665
CHU02	White Brenner LLP	10/20/2021	Regular	0.00	16,273.86	32666
CLS01	CLS LABS	10/20/2021	Regular	0.00	133.20	32667
COA01	COASTLAND CIVIL ENGINEERI	10/20/2021	Regular	0.00	6,343.75	32668
DMI01	DENNIS M. IRVIN	10/20/2021	Regular	0.00	350.00	32669
EID01	EIDE BAILLY LLP	10/20/2021	Regular	0.00	14,853.60	32670
ELD16	EL DORADO DISPOSAL SERVIC	10/20/2021	Regular	0.00	412.23	32671
GAR02	GARDEN VALLEY FEED & HDW.	10/20/2021	Regular	0.00	147.97	32672
GEO01	GEORGETOWN ACE HDW	10/20/2021	Regular	0.00	279.63	32673
GEO04	DIVIDE SUPPLY ACE HARDWAR	10/20/2021	Regular	0.00	409.21	32674
GEO06	GEORGETOWN AUTO SUPPLY	10/20/2021	Regular	0.00	-290.51	32675
GEO06	GEORGETOWN AUTO SUPPLY	10/20/2021	Regular	0.00	290.51	32675
GLO03	GLORIA R. OMANIA	10/20/2021	Regular	0.00	6,570.00	32676
GRA01	GRAINGER, INC.	10/20/2021	Regular	0.00	701.68	32677
HAR03	HARRIS INDUSTRIAL GASES	10/20/2021	Regular	0.00	130.45	32678
ICM02	ICMA-R.T.-457 (ee)	10/20/2021	Regular	0.00	1,095.44	32679
INF01	Infinity Technologies	10/20/2021	Regular	0.00	262.50	32680
INT05	INTERWEST CONSULTING GROU	10/20/2021	Regular	0.00	880.00	32681
IUO01	IUOE, LOCAL 39	10/20/2021	Regular	0.00	347.95	32682
IUO02	AFSCME	10/20/2021	Regular	0.00	247.06	32683
MAC02	Mitch MacDonald	10/20/2021	Regular	0.00	1,303.02	32684
MED01	MEDICAL EYE SERVICES	10/20/2021	Regular	0.00	305.43	32685
MJT01	MJT ENTERPRISES, INC.	10/20/2021	Regular	0.00	238.56	32686
MOB01	MOBILE MINI, LLC-CA	10/20/2021	Regular	0.00	252.11	32687
MOU02	MOUNTAIN DEMOCRAT	10/20/2021	Regular	0.00	210.00	32688
NAT04	NATIONAL PRINT & PROMO	10/20/2021	Regular	0.00	2,312.10	32689
PAC02	PACIFIC GAS & ELECTRIC	10/20/2021	Regular	0.00	16,787.31	32690
PAC06	PACE SUPPLY 23714-00	10/20/2021	Regular	0.00	620.65	32691
POW01	POWERNET GLOBAL COMM.	10/20/2021	Regular	0.00	137.14	32692
PRE01	PREMIER ACCESS INS CO	10/20/2021	Regular	0.00	2,555.92	32693
PRO04	PAUL FUNK	10/20/2021	Regular	0.00	400.00	32694
ROB02	ROBINSON ENTERPRISES	10/20/2021	Regular	0.00	3,182.47	32695

Check Report

Date Range: 07/01/2021 - 06/30/2022

Vendor Number	Vendor Name	Payment Date	Payment Type	Discount Amount	Payment Amount	Number
SIE10	SIERRA SAFETY	10/20/2021	Regular	0.00	692.58	32696
SIG01	SIGNAL SERVICE INC	10/20/2021	Regular	0.00	282.00	32697
TYL01	ERIC TYLER	10/20/2021	Regular	0.00	358.80	32698
UNI06	UNITEDHEALTHCARE INSURANC	10/20/2021	Regular	0.00	175.00	32699
USA01	UNDERGROUND SERVICE ALERT	10/20/2021	Regular	0.00	762.68	32700
USA03	USA BLUE BOOK	10/20/2021	Regular	0.00	89.95	32701
USB05	U.S. BANK CORPORATE PAYME	10/20/2021	Regular	0.00	5,071.50	32702
	Void	10/20/2021	Regular	0.00	0.00	32703
USB06	U.S. BANK EQUIPMENT FINAN	10/20/2021	Regular	0.00	655.35	32704
VER01	VERIZON WIRELESS	10/20/2021	Regular	0.00	50.02	32705
WAL02	WALKER'S OFFICE SUPPLY	10/20/2021	Regular	0.00	570.35	32706
WEL02	WELLS FARGO BANK	10/20/2021	Regular	0.00	2,296.95	32707
WES08	WESTERN HYDROLOGICS, LLP	10/20/2021	Regular	0.00	4,594.40	32708
WOO03	WOOD ENVIRONMENT & INFRAS	10/20/2021	Regular	0.00	3,466.00	32709
HIL01	Bryce Hillman	10/28/2021	Regular	0.00	1,189.95	32710
HIL01	Bryce Hillman	10/28/2021	Regular	0.00	984.78	32711
ACW01	ACWA/JPIA	11/03/2021	Regular	0.00	67,290.00	32712
ADT01	ADT SECURITY SERVICES	11/03/2021	Regular	0.00	225.31	32713
ALL01	ALLEN KRAUSE	11/03/2021	Regular	0.00	464.20	32714
ALL04	ALL ELECTRIC MOTORS	11/03/2021	Regular	0.00	2,156.71	32715
ANS01	ANSWERING SPECIALISTS INC	11/03/2021	Regular	0.00	84.95	32716
ARA01	ARAMARK	11/03/2021	Regular	0.00	295.42	32717
ATT02	AT&T	11/03/2021	Regular	0.00	2,076.63	32718
ATT03	AT&T LONG DISTANCE	11/03/2021	Regular	0.00	52.10	32719
BJP01	BJ PEST CONTROL	11/03/2021	Regular	0.00	250.00	32720
BST01	BST Services Inc	11/03/2021	Regular	0.00	1,054.92	32721
CAR08	CSI	11/03/2021	Regular	0.00	59.00	32722
CAR09	CARNAHAN COMPUTER SERVICE	11/03/2021	Regular	0.00	3,825.00	32723
CLS01	CLS LABS	11/03/2021	Regular	0.00	125.00	32724
CWS01	CORBIN WILLITS SYS. INC.	11/03/2021	Regular	0.00	608.28	32725
DIV05	PLACERVILLE AUTO PARTS, I	11/03/2021	Regular	0.00	359.92	32726
ENV01	ENVIRO TECH SERVICES COMP	11/03/2021	Regular	0.00	271.88	32727
GAR02	GARDEN VALLEY FEED & HDW.	11/03/2021	Regular	0.00	46.98	32728
GEO02	GEORGETOWN GAZETTE	11/03/2021	Regular	0.00	104.80	32729
GEO04	DIVIDE SUPPLY ACE HARDWAR	11/03/2021	Regular	0.00	31.70	32730
GRA01	GRAINGER, INC.	11/03/2021	Regular	0.00	123.35	32731
HOM01	HOME DEPOT CREDIT SERVICE	11/03/2021	Regular	0.00	1,132.44	32732
ICM02	ICMA-R.T.-457 (ee)	11/03/2021	Regular	0.00	1,096.14	32733
INT05	INTERWEST CONSULTING GROU	11/03/2021	Regular	0.00	330.00	32734
IUO01	IUOE, LOCAL 39	11/03/2021	Regular	0.00	347.95	32735
IUO02	AFSCME	11/03/2021	Regular	0.00	247.06	32736
MAT02	MATHIS GROUP	11/03/2021	Regular	0.00	-4,500.00	32737
MAT02	MATHIS GROUP	11/03/2021	Regular	0.00	4,500.00	32737
MJT01	MJT ENTERPRISES, INC.	11/03/2021	Regular	0.00	2,438.18	32738
MOB01	MOBILE MINI, LLC-CA	11/03/2021	Regular	0.00	252.11	32739
MOU02	MOUNTAIN DEMOCRAT	11/03/2021	Regular	0.00	210.00	32740
PAC02	PACIFIC GAS & ELECTRIC	11/03/2021	Regular	0.00	991.40	32741
PAC06	PACE SUPPLY 23714-00	11/03/2021	Regular	0.00	1,997.59	32742
POW01	POWERNET GLOBAL COMM.	11/03/2021	Regular	0.00	142.60	32743
ROB02	ROBINSON ENTERPRISES	11/03/2021	Regular	0.00	3,150.24	32744
ROC02	ROCKLIN SAW WORKS	11/03/2021	Regular	0.00	472.50	32745
ROC02	ROCKLIN SAW WORKS	11/03/2021	Regular	0.00	-472.50	32745
STREAM	Streamline	11/03/2021	Regular	0.00	900.00	32746
SUN05	SUNDOWNER TRAILERS OF	11/03/2021	Regular	0.00	263.20	32747
TEI01	A. TEICHERT & SON, INC	11/03/2021	Regular	0.00	580.00	32748
UNI06	UNITEDHEALTHCARE INSURANC	11/03/2021	Regular	0.00	441.14	32749
VER01	VERIZON WIRELESS	11/03/2021	Regular	0.00	986.57	32750
WAL02	WALKER'S OFFICE SUPPLY	11/03/2021	Regular	0.00	4,975.27	32751
ABATRON	ABATRON, INC	11/17/2021	Regular	0.00	2,724.34	32752
ACW05	ACWA/JPIA HEALTH	11/17/2021	Regular	0.00	38,984.91	32753
ADT01	ADT SECURITY SERVICES	11/17/2021	Regular	0.00	54.85	32754

Check Report

Date Range: 07/01/2021 - 06/30/2022

Vendor Number	Vendor Name	Payment Date	Payment Type	Discount Amount	Payment Amount	Number
AFL01	AMERICAN FAMILY LIFE INS	11/17/2021	Regular	0.00	1,243.08	32755
ALL01	ALLEN KRAUSE	11/17/2021	Regular	0.00	632.03	32756
ALL04	ALL ELECTRIC MOTORS	11/17/2021	Regular	0.00	883.66	32757
ARA01	ARAMARK	11/17/2021	Regular	0.00	288.89	32758
ATT02	AT&T	11/17/2021	Regular	0.00	136.30	32759
ATT04	AT&T	11/17/2021	Regular	0.00	84.55	32760
BEC01	STEPHANIE BECK	11/17/2021	Regular	0.00	70.76	32761
BLU01	ANTHEM BLUE CROSS	11/17/2021	Regular	0.00	1,406.63	32762
CLS01	CLS LABS	11/17/2021	Regular	0.00	215.00	32763
COA01	COASTLAND CIVIL ENGINEERI	11/17/2021	Regular	0.00	2,073.75	32764
EID01	EIDE BAILLY LLP	11/17/2021	Regular	0.00	37,855.40	32765
ELD16	EL DORADO DISPOSAL SERVIC	11/17/2021	Regular	0.00	412.23	32766
ENV01	ENVIRO TECH SERVICES COMP	11/17/2021	Regular	0.00	113.48	32767
GAR02	GARDEN VALLEY FEED & HDW.	11/17/2021	Regular	0.00	24.11	32768
GEO01	GEORGETOWN ACE HDW	11/17/2021	Regular	0.00	48.77	32769
GEO02	GEORGETOWN GAZETTE	11/17/2021	Regular	0.00	70.00	32770
GEO04	DIVIDE SUPPLY ACE HARDWAR	11/17/2021	Regular	0.00	275.87	32771
GRA01	GRAINGER, INC.	11/17/2021	Regular	0.00	133.65	32772
ICM02	ICMA-R.T.-457 (ee)	11/17/2021	Regular	0.00	1,095.44	32773
INF01	Infinity Technologies	11/17/2021	Regular	0.00	2,520.00	32774
IUO01	IUOE, LOCAL 39	11/17/2021	Regular	0.00	329.18	32775
IUO02	AFSCME	11/17/2021	Regular	0.00	247.06	32776
LSL01	LANCE, SOLL & LUNGHARD, L	11/17/2021	Regular	0.00	10,495.00	32777
MED01	MEDICAL EYE SERVICES	11/17/2021	Regular	0.00	286.69	32778
MJT01	MJT ENTERPRISES, INC.	11/17/2021	Regular	0.00	2,036.82	32779
PAC02	PACIFIC GAS & ELECTRIC	11/17/2021	Regular	0.00	2,969.10	32780
PAC06	PACE SUPPLY 23714-00	11/17/2021	Regular	0.00	2,176.21	32781
PAP03	PAPE MACHINERY, INC	11/17/2021	Regular	0.00	256.71	32782
PUL01	PULFER, JEFF	11/17/2021	Regular	0.00	96.28	32783
RIE01	RIEBES AUTO PARTS,LLC	11/17/2021	Regular	0.00	18.22	32784
RIV02	RIVER CITY RENTALS	11/17/2021	Regular	0.00	2,466.80	32785
ROB02	ROBINSON ENTERPRISES	11/17/2021	Regular	0.00	2,671.09	32786
SIE10	SIERRA SAFETY	11/17/2021	Regular	0.00	347.21	32787
STREAM	Streamline	11/17/2021	Regular	0.00	300.00	32788
SUN05	SUNDOWNER TRAILERS OF	11/17/2021	Regular	0.00	23.80	32789
UNI06	UNITEDHEALTHCARE INSURANC	11/17/2021	Regular	0.00	616.14	32790
USB05	U.S. BANK CORPORATE PAYME	11/17/2021	Regular	0.00	8,537.77	32791
USB06	U.S. BANK EQUIPMENT FINAN	11/17/2021	Regular	0.00	545.85	32792
VER01	VERIZON WIRELESS	11/17/2021	Regular	0.00	50.02	32793
WAL03	JACOB WALSH	11/17/2021	Regular	0.00	300.00	32794
WEL02	WELLS FARGO BANK	11/17/2021	Regular	0.00	2,296.95	32795
WES08	WESTERN HYDROLOGICS, LLP	11/17/2021	Regular	0.00	6,289.50	32796
WES09	NATHAN THOMAS	11/17/2021	Regular	0.00	2,560.00	32797
WIE01	WIENHOFF & ASSOCIATES INC	11/17/2021	Regular	0.00	400.00	32798
WOO03	WOOD ENVIRONMENT & INFRAS	11/17/2021	Regular	0.00	110.00	32799
ALL01	ALLEN KRAUSE	12/01/2021	Regular	0.00	268.03	32800
ANS01	ANSWERING SPECIALISTS INC	12/01/2021	Regular	0.00	94.95	32801
ARA01	ARAMARK	12/01/2021	Regular	0.00	282.36	32802
ATT02	AT&T	12/01/2021	Regular	0.00	2,047.31	32803
ATT03	AT&T LONG DISTANCE	12/01/2021	Regular	0.00	83.60	32804
BLU06	BLUE SHIELD OF CALIFORNIA	12/01/2021	Regular	0.00	260.00	32805
Buckmaster	Buckmaster Office Solutions	12/01/2021	Regular	0.00	15.00	32806
CLS01	CLS LABS	12/01/2021	Regular	0.00	90.00	32807
CSD00	CALIFORNIA SPECIAL DISTRI	12/01/2021	Regular	0.00	7,615.00	32808
CWS01	CORBIN WILLITS SYS. INC.	12/01/2021	Regular	0.00	608.28	32809
FER02	FERGUSON ENTERPRISES INC	12/01/2021	Regular	0.00	12,870.00	32810
GAR02	GARDEN VALLEY FEED & HDW.	12/01/2021	Regular	0.00	16.39	32811
GEO01	GEORGETOWN ACE HDW	12/01/2021	Regular	0.00	317.15	32812
GEO04	DIVIDE SUPPLY ACE HARDWAR	12/01/2021	Regular	0.00	84.87	32813
GLO03	GLORIA R. OMANIA	12/01/2021	Regular	0.00	7,290.00	32814
HAR03	HARRIS INDUSTRIAL GASES	12/01/2021	Regular	0.00	65.06	32815

Check Report

Date Range: 07/01/2021 - 06/30/2022

Vendor Number	Vendor Name	Payment Date	Payment Type	Discount Amount	Payment Amount	Number
HRD01	H.R. DIRECT	12/01/2021	Regular	0.00	161.40	32816
ICM02	ICMA-R.T.-457 (ee)	12/01/2021	Regular	0.00	1,095.44	32817
IUO01	IUOE, LOCAL 39	12/01/2021	Regular	0.00	329.18	32818
IUO02	AFSCME	12/01/2021	Regular	0.00	247.06	32819
JME01	JM Environmental Inc.	12/01/2021	Regular	0.00	62,727.00	32820
MAT02	MATHIS GROUP	12/01/2021	Regular	0.00	3,150.00	32821
MAT02	MATHIS GROUP	12/01/2021	Regular	0.00	-3,150.00	32821
MJT01	MJT ENTERPRISES, INC.	12/01/2021	Regular	0.00	3,558.43	32822
MOB01	MOBILE MINI, LLC-CA	12/01/2021	Regular	0.00	252.11	32823
NTU01	NTU TECHNOLOGIES, INC.	12/01/2021	Regular	0.00	7,045.48	32824
PAC02	PACIFIC GAS & ELECTRIC	12/01/2021	Regular	0.00	1,613.54	32825
PRE01	PREMIER ACCESS INS CO	12/01/2021	Regular	0.00	2,433.48	32826
PRO04	PAUL FUNK	12/01/2021	Regular	0.00	400.00	32827
ROB01	DON ROBINSON	12/01/2021	Regular	0.00	888.42	32828
ROB02	ROBINSON ENTERPRISES	12/01/2021	Regular	0.00	2,027.82	32829
ROC02	ROCKLIN SAW WORKS	12/01/2021	Regular	0.00	472.50	32830
SIE10	SIERRA SAFETY	12/01/2021	Regular	0.00	210.44	32831
SUN01	Sunbelt Rentals, Inc.	12/01/2021	Regular	0.00	3,694.86	32832
THA01	THATCHER COMPANY OF CALIF	12/01/2021	Regular	0.00	7,673.75	32833
TYL02	TYLER TECHNOLOGIES, INC	12/01/2021	Regular	0.00	1,968.00	32834
USA03	USA BLUE BOOK	12/01/2021	Regular	0.00	1,955.67	32835
USD01	USDA-FOREST SERVICE	12/01/2021	Regular	0.00	10,036.50	32836
VER01	VERIZON WIRELESS	12/01/2021	Regular	0.00	999.42	32837
WAL02	WALKER'S OFFICE SUPPLY	12/01/2021	Regular	0.00	168.21	32838
ACW05	ACWA/JPIA HEALTH	12/15/2021	Regular	0.00	34,874.07	32842
ADT01	ADT SECURITY SERVICES	12/15/2021	Regular	0.00	280.16	32843
AFL01	AMERICAN FAMILY LIFE INS	12/15/2021	Regular	0.00	1,243.08	32844
ALL01	ALLEN KRAUSE	12/15/2021	Regular	0.00	784.86	32845
ARA01	ARAMARK	12/15/2021	Regular	0.00	299.62	32846
ATT04	AT&T	12/15/2021	Regular	0.00	84.55	32847
AUB04	AUBURN CHRYSLER DODGE JEE	12/15/2021	Regular	0.00	2,743.86	32848
BEA01	BUTTE EQUIPMENT RENTALS	12/15/2021	Regular	0.00	580.00	32849
BOE02	CA. DEPT. OF TAX & FEE AD	12/15/2021	Regular	0.00	13,748.12	32850
Buckmaster	Buckmaster Office Solutions	12/15/2021	Regular	0.00	15.00	32851
CAR08	CSI	12/15/2021	Regular	0.00	59.00	32852
CEN01	Central Valley Salinity Coalition, Inc.	12/15/2021	Regular	0.00	270.00	32853
CHA03	MICHAEL CHAIDEZ	12/15/2021	Regular	0.00	300.00	32854
CHU02	White Brenner LLP	12/15/2021	Regular	0.00	6,580.20	32855
CLS01	CLS LABS	12/15/2021	Regular	0.00	4,670.00	32856
COA01	COASTLAND CIVIL ENGINEERI	12/15/2021	Regular	0.00	237.50	32857
EDC01	EL DORADO COUNTY TRANSPOR	12/15/2021	Regular	0.00	66.79	32858
EID01	EIDE BAILLY LLP	12/15/2021	Regular	0.00	5,054.00	32859
ELD16	EL DORADO DISPOSAL SERVIC	12/15/2021	Regular	0.00	412.23	32860
ELL02	ALEXIS ELLIOTT	12/15/2021	Regular	0.00	95.00	32861
EMP02	EMPLOYEE RELATIONS, INC	12/15/2021	Regular	0.00	65.75	32862
ENV01	ENVIRO TECH SERVICES COMP	12/15/2021	Regular	0.00	43.50	32863
GAR02	GARDEN VALLEY FEED & HDW.	12/15/2021	Regular	0.00	88.97	32864
GEO01	GEORGETOWN ACE HDW	12/15/2021	Regular	0.00	202.17	32865
GEO02	GEORGETOWN GAZETTE	12/15/2021	Regular	0.00	35.00	32866
GEO04	DIVIDE SUPPLY ACE HARDWAR	12/15/2021	Regular	0.00	363.67	32867
GOL03	GOLD COUNTRY MEDIA	12/15/2021	Regular	0.00	120.00	32868
GRA01	GRAINGER, INC.	12/15/2021	Regular	0.00	1,150.52	32869
ICM02	ICMA-R.T.-457 (ee)	12/15/2021	Regular	0.00	1,095.44	32870
INF01	Infinity Technologies	12/15/2021	Regular	0.00	892.50	32871
IUO01	IUOE, LOCAL 39	12/15/2021	Regular	0.00	347.95	32872
IUO02	AFSCME	12/15/2021	Regular	0.00	247.06	32873
JME01	JM Environmental Inc.	12/15/2021	Regular	0.00	10,000.00	32874
MAT02	MATHIS GROUP	12/15/2021	Regular	0.00	7,650.00	32875
MED01	MEDICAL EYE SERVICES	12/15/2021	Regular	0.00	296.06	32876
MJT01	MJT ENTERPRISES, INC.	12/15/2021	Regular	0.00	2,876.65	32877
MUR04	MURCHIE'S SMOG & REPAIR	12/15/2021	Regular	0.00	56.75	32878

Check Report

Date Range: 07/01/2021 - 06/30/2022

Vendor Number	Vendor Name	Payment Date	Payment Type	Discount Amount	Payment Amount	Number
PAC02	PACIFIC GAS & ELECTRIC	12/15/2021	Regular	0.00	5,454.01	32879
PAC06	PACE SUPPLY 23714-00	12/15/2021	Regular	0.00	351.78	32880
PLA11	GROVE TOYS INC	12/15/2021	Regular	0.00	490.37	32881
POW01	POWERNET GLOBAL COMM.	12/15/2021	Regular	0.00	147.36	32882
PRO04	PAUL FUNK	12/15/2021	Regular	0.00	400.00	32883
RAL02	RALPH ANDERSON & ASSOCIAT	12/15/2021	Regular	0.00	2,750.00	32884
ROB02	ROBINSON ENTERPRISES	12/15/2021	Regular	0.00	2,945.32	32885
SAU02	MICHAEL SAUNDERS	12/15/2021	Regular	0.00	2,121.80	32886
STREAM	Streamline	12/15/2021	Regular	0.00	300.00	32887
SWR04	STATE WATER RESOURCES CON	12/15/2021	Regular	0.00	27,109.00	32888
SWR06	STATE WATER RESOURCES CON	12/15/2021	Regular	0.00	5,980.24	32889
TEI01	A. TEICHERT & SON, INC	12/15/2021	Regular	0.00	101.96	32890
TYL02	TYLER TECHNOLOGIES, INC	12/15/2021	Regular	0.00	52.50	32891
UNI06	UNITEDHEALTHCARE INSURANC	12/15/2021	Regular	0.00	616.14	32892
USB06	U.S. BANK EQUIPMENT FINAN	12/15/2021	Regular	0.00	882.29	32893
WAL02	WALKER'S OFFICE SUPPLY	12/15/2021	Regular	0.00	625.39	32894
WEL02	WELLS FARGO BANK	12/15/2021	Regular	0.00	2,296.95	32895
WES08	WESTERN HYDROLOGICS, LLP	12/15/2021	Regular	0.00	6,804.40	32896
	Void	12/30/2021	Regular	0.00	0.00	32897
	Void	12/30/2021	Regular	0.00	0.00	32898
	Void	12/30/2021	Regular	0.00	0.00	32899
	Void	12/30/2021	Regular	0.00	0.00	32900
	Void	12/30/2021	Regular	0.00	0.00	32901
	Void	12/30/2021	Regular	0.00	0.00	32902
	Void	12/30/2021	Regular	0.00	0.00	32903
	Void	12/30/2021	Regular	0.00	0.00	32904
	Void	12/30/2021	Regular	0.00	0.00	32905
	Void	12/30/2021	Regular	0.00	0.00	32906
	Void	12/30/2021	Regular	0.00	0.00	32907
	Void	12/30/2021	Regular	0.00	0.00	32908
	Void	12/30/2021	Regular	0.00	0.00	32909
	Void	12/30/2021	Regular	0.00	0.00	32910
	Void	12/30/2021	Regular	0.00	0.00	32911
	Void	12/30/2021	Regular	0.00	0.00	32912
	Void	12/30/2021	Regular	0.00	0.00	32913
	Void	12/30/2021	Regular	0.00	0.00	32914
	Void	12/30/2021	Regular	0.00	0.00	32915
	Void	12/30/2021	Regular	0.00	0.00	32916
	Void	12/30/2021	Regular	0.00	0.00	32917
	Void	12/30/2021	Regular	0.00	0.00	32918
	Void	12/30/2021	Regular	0.00	0.00	32919
	Void	12/30/2021	Regular	0.00	0.00	32920
ALL01	ALLEN KRAUSE	12/30/2021	Regular	0.00	173.88	32921
ARA01	ARAMARK	12/30/2021	Regular	0.00	175.58	32922
ATT02	AT&T	12/30/2021	Regular	0.00	2,303.23	32923
ATT04	AT&T	12/30/2021	Regular	0.00	44.97	32924
BLU01	ANTHEM BLUE CROSS	12/30/2021	Regular	0.00	1,406.63	32925
BLU06	BLUE SHIELD OF CALIFORNIA	12/30/2021	Regular	0.00	260.00	32926
CEI01	CEIRANTE, MARTIN	12/30/2021	Regular	0.00	244.44	32927
CWS01	CORBIN WILLITS SYS. INC.	12/30/2021	Regular	0.00	608.28	32928
FER01	FERRELLGAS	12/30/2021	Regular	0.00	1,087.98	32929
GEO01	GEORGETOWN ACE HDW	12/30/2021	Regular	0.00	23.57	32930
GEO04	DIVIDE SUPPLY ACE HARDWAR	12/30/2021	Regular	0.00	28.51	32931
HAR03	HARRIS INDUSTRIAL GASES	12/30/2021	Regular	0.00	284.39	32932
HOL03	HOLT OF CALIFORNIA	12/30/2021	Regular	0.00	132,765.98	32933
ICM02	ICMA-R.T.-457 (ee)	12/30/2021	Regular	0.00	1,095.44	32934
IUO01	IUOE, LOCAL 39	12/30/2021	Regular	0.00	347.95	32935
IUO02	AFSCME	12/30/2021	Regular	0.00	247.06	32936
MAT01	MATHIS LAND SURVEYING	12/30/2021	Regular	0.00	4,125.00	32937
MJT01	MJT ENTERPRISES, INC.	12/30/2021	Regular	0.00	1,272.32	32938
MUR04	MURCHIE'S SMOG & REPAIR	12/30/2021	Regular	0.00	73.89	32939

Check Report

Date Range: 07/01/2021 - 06/30/2022

Vendor Number	Vendor Name	Payment Date	Payment Type	Discount Amount	Payment Amount	Number
NBS01	NBS	12/30/2021	Regular	0.00	1,149.20	32940
PRE01	PREMIER ACCESS INS CO	12/30/2021	Regular	0.00	2,494.70	32941
PRO04	PAUL FUNK	12/30/2021	Regular	0.00	400.00	32942
SWR04	STATE WATER RESOURCES CON	12/30/2021	Regular	0.00	293,678.39	32943
VER01	VERIZON WIRELESS	12/30/2021	Regular	0.00	50.02	32944
DOR01	Lindsay Dorosh	01/06/2022	Regular	0.00	2,597.40	32945
GLO03	GLORIA R. OMANIA	01/07/2022	Regular	0.00	6,772.50	32946
ABATRON	ABATRON, INC	01/11/2022	Regular	0.00	994.51	32948
ACW05	ACWA/JPIA HEALTH	01/11/2022	Regular	0.00	36,579.37	32949
ADT01	ADT SECURITY SERVICES	01/11/2022	Regular	0.00	280.16	32950
AFL01	AMERICAN FAMILY LIFE INS	01/11/2022	Regular	0.00	1,243.08	32951
ANS01	ANSWERING SPECIALISTS INC	01/11/2022	Regular	0.00	94.95	32952
ARA01	ARAMARK	01/11/2022	Regular	0.00	377.65	32953
CAR08	CSI	01/11/2022	Regular	0.00	59.00	32954
CEI01	CEIRANTE, MARTIN	01/11/2022	Regular	0.00	60.00	32955
CHR01	CHRISTENSEN HEATING & COO	01/11/2022	Regular	0.00	292.50	32956
CLS01	CLS LABS	01/11/2022	Regular	0.00	90.00	32957
DIV05	PLACERVILLE AUTO PARTS, I	01/11/2022	Regular	0.00	26.79	32958
ELD16	EL DORADO DISPOSAL SERVIC	01/11/2022	Regular	0.00	412.23	32959
FER01	FERRELLGAS	01/11/2022	Regular	0.00	4,791.62	32960
GAR02	GARDEN VALLEY FEED & HDW.	01/11/2022	Regular	0.00	254.86	32961
GEO01	GEORGETOWN ACE HDW	01/11/2022	Regular	0.00	266.31	32962
GEO02	GEORGETOWN GAZETTE	01/11/2022	Regular	0.00	245.00	32963
GEO04	DIVIDE SUPPLY ACE HARDWAR	01/11/2022	Regular	0.00	111.50	32964
GRA01	GRAINGER, INC.	01/11/2022	Regular	0.00	376.89	32965
HOM01	HOME DEPOT CREDIT SERVICE	01/11/2022	Regular	0.00	837.05	32966
ICM02	ICMA-R.T.-457 (ee)	01/11/2022	Regular	0.00	1,095.44	32967
IUO01	IUOE, LOCAL 39	01/11/2022	Regular	0.00	349.85	32968
IUO02	AFSCME	01/11/2022	Regular	0.00	247.06	32969
KLA02	CHRISTIAN KLAHN	01/11/2022	Regular	0.00	286.82	32970
LSL01	LANCE, SOLL & LUNGHARD, L	01/11/2022	Regular	0.00	1,840.00	32971
MJT01	MJT ENTERPRISES, INC.	01/11/2022	Regular	0.00	1,888.60	32972
MOB01	MOBILE MINI, LLC-CA	01/11/2022	Regular	0.00	252.11	32973
MOU02	MOUNTAIN DEMOCRAT	01/11/2022	Regular	0.00	805.00	32974
MOU03	MOUNTAIN COUNTIES WRA	01/11/2022	Regular	0.00	5,094.00	32975
NOR08	BLUETARP FINANCIAL, INC	01/11/2022	Regular	0.00	403.56	32976
PAC02	PACIFIC GAS & ELECTRIC	01/11/2022	Regular	0.00	15,103.80	32977
PAC06	PACE SUPPLY 23714-00	01/11/2022	Regular	0.00	11,669.30	32978
PIC02	PICOVALE SERVICES, INC.	01/11/2022	Regular	0.00	14,681.50	32979
POW01	POWERNET GLOBAL COMM.	01/11/2022	Regular	0.00	124.79	32980
RIE01	RIEBES AUTO PARTS,LLC	01/11/2022	Regular	0.00	177.86	32981
ROB02	ROBINSON ENTERPRISES	01/11/2022	Regular	0.00	2,720.13	32982
SIE10	SIERRA SAFETY	01/11/2022	Regular	0.00	410.23	32983
STREAM	Streamline	01/11/2022	Regular	0.00	300.00	32984
SWR04	STATE WATER RESOURCES CON	01/11/2022	Regular	0.00	21,649.71	32985
UNI06	UNITEDHEALTHCARE INSURANC	01/11/2022	Regular	0.00	616.14	32986
USA03	USA BLUE BOOK	01/11/2022	Regular	0.00	1,019.86	32987
USB05	U.S. BANK CORPORATE PAYME	01/11/2022	Regular	0.00	3,641.77	32988
VER01	VERIZON WIRELESS	01/11/2022	Regular	0.00	931.74	32989
ACW01	ACWA/JPIA	01/26/2022	Regular	0.00	9,023.59	32992
ALL01	ALLEN KRAUSE	01/26/2022	Regular	0.00	30.02	32993
ARA01	ARAMARK	01/26/2022	Regular	0.00	310.74	32994
ATE01	A T.E.E.M. ELECTRICAL	01/26/2022	Regular	0.00	1,520.00	32995
ATT03	AT&T LONG DISTANCE	01/26/2022	Regular	0.00	137.16	32996
ATT04	AT&T	01/26/2022	Regular	0.00	84.55	32997
BJP01	BJ PEST CONTROL	01/26/2022	Regular	0.00	360.00	32998
BLU01	ANTHEM BLUE CROSS	01/26/2022	Regular	0.00	1,406.63	32999
BLU06	BLUE SHIELD OF CALIFORNIA	01/26/2022	Regular	0.00	260.00	33000
CLS01	CLS LABS	01/26/2022	Regular	0.00	825.60	33001
COA01	COASTLAND CIVIL ENGINEERI	01/26/2022	Regular	0.00	285.00	33002
DIV05	PLACERVILLE AUTO PARTS, I	01/26/2022	Regular	0.00	21.44	33003

Check Report

Date Range: 07/01/2021 - 06/30/2022

Vendor Number	Vendor Name	Payment Date	Payment Type	Discount Amount	Payment Amount	Number
EID01	EIDE BAILLY LLP	01/26/2022	Regular	0.00	8,896.80	33004
ELD11	EL DORADO COUNTY AIR QUALITY MGMT	01/26/2022	Regular	0.00	2,000.31	33005
GAR02	GARDEN VALLEY FEED & HDW.	01/26/2022	Regular	0.00	74.40	33006
GEO01	GEORGETOWN ACE HDW	01/26/2022	Regular	0.00	31.26	33007
GEO04	DIVIDE SUPPLY ACE HARDWAR	01/26/2022	Regular	0.00	130.60	33008
GEO15	GEOCON CONSULTANTS INC	01/26/2022	Regular	0.00	40.00	33009
GLO03	GLORIA R. OMANIA	01/26/2022	Regular	0.00	4,297.50	33010
HAR03	HARRIS INDUSTRIAL GASES	01/26/2022	Regular	0.00	53.00	33011
HUN01	HUNT & SONS, INC.	01/26/2022	Regular	0.00	4,327.86	33012
ICM02	ICMA-R.T.-457 (ee)	01/26/2022	Regular	0.00	1,095.44	33013
IUO01	IUOE, LOCAL 39	01/26/2022	Regular	0.00	349.85	33014
IUO02	AFSCME	01/26/2022	Regular	0.00	224.02	33015
MED01	MEDICAL EYE SERVICES	01/26/2022	Regular	0.00	296.06	33016
MJT01	MJT ENTERPRISES, INC.	01/26/2022	Regular	0.00	2,498.58	33017
PAC02	PACIFIC GAS & ELECTRIC	01/26/2022	Regular	0.00	2,296.95	33018
PAC02	PACIFIC GAS & ELECTRIC	01/26/2022	Regular	0.00	-2,296.95	33018
PRE01	PREMIER ACCESS INS CO	01/26/2022	Regular	0.00	2,494.70	33019
PRO04	PAUL FUNK	01/26/2022	Regular	0.00	400.00	33020
ROB02	ROBINSON ENTERPRISES	01/26/2022	Regular	0.00	6,050.93	33021
RUL01	RULE, BRIAN	01/26/2022	Regular	0.00	316.64	33022
SIG01	SIGNAL SERVICE INC	01/26/2022	Regular	0.00	282.00	33023
SWR04	STATE WATER RESOURCES CON	01/26/2022	Regular	0.00	2,794.00	33024
TEI01	A. TEICHERT & SON, INC	01/26/2022	Regular	0.00	722.87	33025
USB06	U.S. BANK EQUIPMENT FINAN	01/26/2022	Regular	0.00	308.01	33026
VER01	VERIZON WIRELESS	01/26/2022	Regular	0.00	50.02	33027
WAL02	WALKER'S OFFICE SUPPLY	01/26/2022	Regular	0.00	244.16	33028
WEL02	WELLS FARGO BANK	01/26/2022	Regular	0.00	2,296.95	33029
WES08	WESTERN HYDROLOGICS, LLP	01/26/2022	Regular	0.00	4,645.65	33030
WIE01	WIENHOFF & ASSOCIATES INC	01/26/2022	Regular	0.00	30.00	33031
AFL01	AMERICAN FAMILY LIFE INS	02/17/2022	Regular	0.00	1,243.08	33033
ALL01	ALLEN KRAUSE	02/17/2022	Regular	0.00	273.93	33034
ANS01	ANSWERING SPECIALISTS INC	02/17/2022	Regular	0.00	96.37	33035
ARA01	ARAMARK	02/17/2022	Regular	0.00	547.44	33036
ATT02	AT&T	02/17/2022	Regular	0.00	2,189.59	33037
ATT03	AT&T LONG DISTANCE	02/17/2022	Regular	0.00	48.29	33038
BAR07	BARBOUR, CHRIS	02/17/2022	Regular	0.00	53.81	33039
BLU06	BLUE SHIELD OF CALIFORNIA	02/17/2022	Regular	0.00	260.00	33040
CLS01	CLS LABS	02/17/2022	Regular	0.00	1,619.94	33041
COS01	COSTCO	02/17/2022	Regular	0.00	60.00	33042
CWS01	CORBIN WILLITS SYS. INC.	02/17/2022	Regular	0.00	608.28	33043
ELD12	EL DORADO COUNTY PLANNING	02/17/2022	Regular	0.00	682.00	33044
FER01	FERRELLGAS	02/17/2022	Regular	0.00	1,061.07	33045
GEO01	GEORGETOWN ACE HDW	02/17/2022	Regular	0.00	227.97	33046
GEO02	GEORGETOWN GAZETTE	02/17/2022	Regular	0.00	70.00	33047
GEO04	DIVIDE SUPPLY ACE HARDWAR	02/17/2022	Regular	0.00	464.20	33048
GOL03	GOLD COUNTRY MEDIA	02/17/2022	Regular	0.00	1,696.03	33049
GRA01	GRAINGER, INC.	02/17/2022	Regular	0.00	5,005.01	33050
HER03	Peter Hereford	02/17/2022	Regular	0.00	1,224.00	33051
HOM01	HOME DEPOT CREDIT SERVICE	02/17/2022	Regular	0.00	683.33	33052
ICM02	ICMA-R.T.-457 (ee)	02/17/2022	Regular	0.00	1,095.44	33053
IUO01	IUOE, LOCAL 39	02/17/2022	Regular	0.00	350.54	33054
IUO02	AFSCME	02/17/2022	Regular	0.00	224.02	33055
KAI01	Kaiser Permanente	02/17/2022	Regular	0.00	122.70	33056
MJT01	MJT ENTERPRISES, INC.	02/17/2022	Regular	0.00	4,164.24	33057
MOB01	MOBILE MINI, LLC-CA	02/17/2022	Regular	0.00	241.38	33058
MOU02	MOUNTAIN DEMOCRAT	02/17/2022	Regular	0.00	280.00	33059
ROY01	KENNETH ROYAL	02/17/2022	Regular	0.00	460.00	33060
SCH10	Carrie Schroeder	02/17/2022	Regular	0.00	141.94	33061
SMR01	SMR Electric	02/17/2022	Regular	0.00	635.00	33062
UNI06	UNITEDHEALTHCARE INSURANC	02/17/2022	Regular	0.00	616.14	33063
USB05	U.S. BANK CORPORATE PAYME	02/17/2022	Regular	0.00	3,188.15	33064

Check Report

Date Range: 07/01/2021 - 06/30/2022

Vendor Number	Vendor Name	Payment Date	Payment Type	Discount Amount	Payment Amount	Number
VER01	VERIZON WIRELESS	02/17/2022	Regular	0.00	940.31	33065
WEL02	WELLS FARGO BANK	02/17/2022	Regular	0.00	2,296.95	33066
WES09	NATHAN THOMAS	02/17/2022	Regular	0.00	2,560.00	33067
WIE01	WIENHOFF & ASSOCIATES INC	02/17/2022	Regular	0.00	-80.00	33068
WIE01	WIENHOFF & ASSOCIATES INC	02/17/2022	Regular	0.00	80.00	33068
SCH10	Carrie Schroeder	02/22/2022	Regular	0.00	295.13	33069
001093	W. Rosenau Motor Rewinding Inc	03/03/2022	Regular	0.00	3,937.50	33083
ADT01	ADT SECURITY SERVICES	03/03/2022	Regular	0.00	280.16	33084
ALL01	ALLEN KRAUSE	03/03/2022	Regular	0.00	473.62	33085
BLU01	ANTHEM BLUE CROSS	03/03/2022	Regular	0.00	1,437.32	33086
CAR08	CSI	03/03/2022	Regular	0.00	59.00	33087
CHR01	CHRISTENSEN HEATING & COO	03/03/2022	Regular	0.00	1,215.52	33088
CHU02	White Brenner LLP	03/03/2022	Regular	0.00	8,986.70	33089
CLS01	CLS LABS	03/03/2022	Regular	0.00	2,961.10	33090
CWS01	CORBIN WILLITS SYS. INC.	03/03/2022	Regular	0.00	596.35	33091
DAT01	Data Specialties Inc.	03/03/2022	Regular	0.00	12,896.00	33092
EID01	EIDE BAILLY LLP	03/03/2022	Regular	0.00	3,756.20	33093
ELD16	EL DORADO DISPOSAL SERVIC	03/03/2022	Regular	0.00	412.23	33094
FER01	FERRELLGAS	03/03/2022	Regular	0.00	4,931.60	33095
GAR02	GARDEN VALLEY FEED & HDW.	03/03/2022	Regular	0.00	267.22	33096
GEO01	GEORGETOWN ACE HDW	03/03/2022	Regular	0.00	227.23	33097
GEO04	DIVIDE SUPPLY ACE HARDWAR	03/03/2022	Regular	0.00	1,261.91	33098
GLO03	GLORIA R. OMANIA	03/03/2022	Regular	0.00	6,390.00	33099
HAR03	HARRIS INDUSTRIAL GASES	03/03/2022	Regular	0.00	260.92	33100
HOM01	HOME DEPOT CREDIT SERVICE	03/03/2022	Regular	0.00	3,480.52	33101
ICM02	ICMA-R.T.-457 (ee)	03/03/2022	Regular	0.00	860.44	33102
INF01	Infinity Technologies	03/03/2022	Regular	0.00	3,465.00	33103
IUO01	IUOE, LOCAL 39	03/03/2022	Regular	0.00	-157.61	33104
IUO01	IUOE, LOCAL 39	03/03/2022	Regular	0.00	157.61	33104
IUO02	AFSCME	03/03/2022	Regular	0.00	-350.54	33105
IUO02	AFSCME	03/03/2022	Regular	0.00	350.54	33105
NAT04	NATIONAL PRINT & PROMO	03/03/2022	Regular	0.00	3,156.61	33106
PAC02	PACIFIC GAS & ELECTRIC	03/03/2022	Regular	0.00	11,799.55	33107
PAC06	PACE SUPPLY 23714-00	03/03/2022	Regular	0.00	5,731.84	33108
POW01	POWERNET GLOBAL COMM.	03/03/2022	Regular	0.00	148.74	33109
PRO04	PAUL FUNK	03/03/2022	Regular	0.00	400.00	33110
RIE01	RIEBES AUTO PARTS,LLC	03/03/2022	Regular	0.00	443.83	33111
ROB02	ROBINSON ENTERPRISES	03/03/2022	Regular	0.00	2,215.70	33112
SMI01	JASON D. SMITH	03/03/2022	Regular	0.00	50.00	33113
STREAM	Streamline	03/03/2022	Regular	0.00	300.00	33114
TIR01	TIREHUB, LLC	03/03/2022	Regular	0.00	381.81	33115
WOO03	WOOD ENVIRONMENT & INFRAS	03/03/2022	Regular	0.00	2,570.00	33116
ACW05	ACWA/JPIA HEALTH	03/04/2022	Regular	0.00	33,377.66	33117
ALL01	ALLEN KRAUSE	03/04/2022	Regular	0.00	754.26	33118
ATT02	AT&T	03/04/2022	Regular	0.00	2,399.77	33119
ATT03	AT&T LONG DISTANCE	03/04/2022	Regular	0.00	137.16	33120
ATT04	AT&T	03/04/2022	Regular	0.00	48.05	33121
BEA01	BUTTE EQUIPMENT RENTALS	03/04/2022	Regular	0.00	1,350.00	33122
CWS01	CORBIN WILLITS SYS. INC.	03/04/2022	Regular	0.00	608.28	33123
DIA01	DIAMOND PACIFIC - AUBURN	03/04/2022	Regular	0.00	1,248.64	33124
DIV05	PLACERVILLE AUTO PARTS, I	03/04/2022	Regular	0.00	99.40	33125
FED01	FED EX	03/04/2022	Regular	0.00	202.91	33126
GAR02	GARDEN VALLEY FEED & HDW.	03/04/2022	Regular	0.00	117.91	33127
GEO01	GEORGETOWN ACE HDW	03/04/2022	Regular	0.00	310.37	33128
GEO04	DIVIDE SUPPLY ACE HARDWAR	03/04/2022	Regular	0.00	455.04	33129
GRA01	GRAINGER, INC.	03/04/2022	Regular	0.00	312.40	33130
IUO01	IUOE, LOCAL 39	03/04/2022	Regular	0.00	350.54	33131
IUO02	AFSCME	03/04/2022	Regular	0.00	157.61	33132
LSL01	LANCE, SOLL & LUNGHARD, L	03/04/2022	Regular	0.00	520.00	33133
MED01	MEDICAL EYE SERVICES	03/04/2022	Regular	0.00	277.32	33134
MJT01	MJT ENTERPRISES, INC.	03/04/2022	Regular	0.00	4,124.72	33135

Check Report

Date Range: 07/01/2021 - 06/30/2022

Vendor Number	Vendor Name	Payment Date	Payment Type	Discount Amount	Payment Amount	Number
PAC06	PACE SUPPLY 23714-00	03/04/2022	Regular	0.00	578.29	33136
PRE01	PREMIER ACCESS INS CO	03/04/2022	Regular	0.00	2,372.26	33137
ROB01	DON ROBINSON	03/04/2022	Regular	0.00	1,259.84	33138
SEK01	Paul and Pamela Sekulich	03/04/2022	Regular	0.00	380.00	33139
USA03	USA BLUE BOOK	03/04/2022	Regular	0.00	1,288.26	33140
USB05	U.S. BANK CORPORATE PAYME	03/04/2022	Regular	0.00	8,725.26	33141
USB06	U.S. BANK EQUIPMENT FINAN	03/04/2022	Regular	0.00	1,128.34	33142
VER01	VERIZON WIRELESS	03/04/2022	Regular	0.00	1,294.77	33143
WAL02	WALKER'S OFFICE SUPPLY	03/04/2022	Regular	0.00	371.25	33144
WES08	WESTERN HYDROLOGICS, LLP	03/04/2022	Regular	0.00	6,132.20	33145
ACW05	ACWA/JPIA HEALTH	03/16/2022	Regular	0.00	31,873.09	33150
AFL01	AMERICAN FAMILY LIFE INS	03/16/2022	Regular	0.00	1,162.32	33151
AND01	ANDERSON'S SIERRA PIPE CO	03/16/2022	Regular	0.00	907.94	33152
ARA01	ARAMARK	03/16/2022	Regular	0.00	328.12	33153
BLU06	BLUE SHIELD OF CALIFORNIA	03/16/2022	Regular	0.00	260.00	33154
DIV05	PLACERVILLE AUTO PARTS, I	03/16/2022	Regular	0.00	26.78	33155
DWR01	DEPT. OF WATER RESOURCES	03/16/2022	Regular	0.00	15,397.73	33156
EMPO2	EMPLOYEE RELATIONS, INC	03/16/2022	Regular	0.00	152.37	33157
FER02	FERGUSON ENTERPRISES INC	03/16/2022	Regular	0.00	12,159.70	33158
GEO01	GEORGETOWN ACE HDW	03/16/2022	Regular	0.00	49.31	33159
GEO04	DIVIDE SUPPLY ACE HARDWAR	03/16/2022	Regular	0.00	19.28	33160
GLO03	GLORIA R. OMANIA	03/16/2022	Regular	0.00	5,101.25	33161
GRA05	GRANICUS, LLC	03/16/2022	Regular	0.00	8,092.15	33162
HAR03	HARRIS INDUSTRIAL GASES	03/16/2022	Regular	0.00	-260.92	33163
HAR03	HARRIS INDUSTRIAL GASES	03/16/2022	Regular	0.00	260.92	33163
ICM02	ICMA-R.T.-457 (ee)	03/16/2022	Regular	0.00	887.02	33164
	Void	03/16/2022	Regular	0.00	0.00	33165
	Void	03/16/2022	Regular	0.00	0.00	33166
MJT01	MJT ENTERPRISES, INC.	03/16/2022	Regular	0.00	5,131.35	33167
MOU02	MOUNTAIN DEMOCRAT	03/16/2022	Regular	0.00	111.54	33168
NTU01	NTU TECHNOLOGIES, INC.	03/16/2022	Regular	0.00	8,424.64	33169
PAC06	PACE SUPPLY 23714-00	03/16/2022	Regular	0.00	1,729.73	33170
POW01	POWERNET GLOBAL COMM.	03/16/2022	Regular	0.00	177.67	33171
SCH09	SCHAEFFER MANUFACTURING C	03/16/2022	Regular	0.00	532.57	33172
STREAM	Streamline	03/16/2022	Regular	0.00	300.00	33173
THA01	THATCHER COMPANY OF CALIF	03/16/2022	Regular	0.00	6,367.14	33174
TYL02	TYLER TECHNOLOGIES, INC	03/16/2022	Regular	0.00	65.00	33175
UNI06	UNITEDHEALTHCARE INSURANC	03/16/2022	Regular	0.00	616.14	33176
WAL02	WALKER'S OFFICE SUPPLY	03/16/2022	Regular	0.00	76.13	33177
WEL02	WELLS FARGO BANK	03/16/2022	Regular	0.00	2,296.95	33178
WOO03	WOOD ENVIRONMENT & INFRAS	03/16/2022	Regular	0.00	21.74	33179
IUO01	IUOE, LOCAL 39	03/16/2022	Regular	0.00	330.30	33180
IUO02	AFSCME	03/16/2022	Regular	0.00	178.61	33181
ADT01	ADT SECURITY SERVICES	03/24/2022	Regular	0.00	280.16	33182
ALL01	ALLEN KRAUSE	03/24/2022	Regular	0.00	297.56	33183
ANS01	ANSWERING SPECIALISTS INC	03/24/2022	Regular	0.00	192.80	33184
ARA01	ARAMARK	03/24/2022	Regular	0.00	647.77	33185
ATT02	AT&T	03/24/2022	Regular	0.00	2,769.40	33186
BLU01	ANTHEM BLUE CROSS	03/24/2022	Regular	0.00	1,437.32	33187
BLU06	BLUE SHIELD OF CALIFORNIA	03/24/2022	Regular	0.00	277.00	33188
CAN02	BRIAN CANN	03/24/2022	Regular	0.00	296.94	33189
CAR08	CSI	03/24/2022	Regular	0.00	59.00	33190
CLS01	CLS LABS	03/24/2022	Regular	0.00	5,398.00	33191
CWS01	CORBIN WILLITS SYS. INC.	03/24/2022	Regular	0.00	608.28	33192
EID01	EIDE BAILLY LLP	03/24/2022	Regular	0.00	8,929.10	33193
ELD11	EL DORADO COUNTY AIR QUALITY MGMT	03/24/2022	Regular	0.00	412.00	33194
ELD16	EL DORADO DISPOSAL SERVIC	03/24/2022	Regular	0.00	418.41	33195
FER01	FERRELLGAS	03/24/2022	Regular	0.00	3,365.48	33196
GEO02	GEORGETOWN GAZETTE	03/24/2022	Regular	0.00	105.00	33197
GOL03	GOLD COUNTRY MEDIA	03/24/2022	Regular	0.00	705.60	33198
ICM02	ICMA-R.T.-457 (ee)	03/24/2022	Regular	0.00	887.02	33199

Check Report

Date Range: 07/01/2021 - 06/30/2022

Vendor Number	Vendor Name	Payment Date	Payment Type	Discount Amount	Payment Amount	Number
IUO01	IUOE, LOCAL 39	03/24/2022	Regular	0.00	-660.60	33200
IUO01	IUOE, LOCAL 39	03/24/2022	Regular	0.00	660.60	33200
IUO02	AFSCME	03/24/2022	Regular	0.00	-357.22	33201
IUO02	AFSCME	03/24/2022	Regular	0.00	357.22	33201
KAI01	Kaiser Permanente	03/24/2022	Regular	0.00	122.70	33202
MJT01	MJT ENTERPRISES, INC.	03/24/2022	Regular	0.00	2,261.16	33203
MOB01	MOBILE MINI, LLC-CA	03/24/2022	Regular	0.00	504.20	33204
NBS01	NBS	03/24/2022	Regular	0.00	1,144.59	33205
OCC01	OCCU-MED, LTD	03/24/2022	Regular	0.00	508.50	33206
PRE01	PREMIER ACCESS INS CO	03/24/2022	Regular	0.00	2,311.04	33207
PRO04	PAUL FUNK	03/24/2022	Regular	0.00	400.00	33208
ROB02	ROBINSON ENTERPRISES	03/24/2022	Regular	0.00	7,418.92	33209
SIE10	SIERRA SAFETY	03/24/2022	Regular	0.00	152.90	33210
TEI01	A. TEICHERT & SON, INC	03/24/2022	Regular	0.00	2,963.90	33211
VER01	VERIZON WIRELESS	03/24/2022	Regular	0.00	100.04	33212
VIL01	Troy Anthony Villalovos	03/24/2022	Regular	0.00	6,000.00	33213
WAL02	WALKER'S OFFICE SUPPLY	03/24/2022	Regular	0.00	104.42	33214
WES08	WESTERN HYDROLOGICS, LLP	03/24/2022	Regular	0.00	5,277.59	33215
ARA01	ARAMARK	03/31/2022	Regular	0.00	164.17	33219
ATT03	AT&T LONG DISTANCE	03/31/2022	Regular	0.00	43.83	33220
CAL03	CALIF RURAL WATER ASSN.	03/31/2022	Regular	0.00	1,435.00	33221
CHEMTRAC	CHEMTRAC	03/31/2022	Regular	0.00	710.00	33222
CLS01	CLS LABS	03/31/2022	Regular	0.00	1,487.00	33223
FER02	FERGUSON ENTERPRISES INC	03/31/2022	Regular	0.00	216,459.13	33224
FSL01	Fidelity Security Life Insurance Company	03/31/2022	Regular	0.00	267.95	33225
GAR02	GARDEN VALLEY FEED & HDW.	03/31/2022	Regular	0.00	110.86	33226
GEO01	GEORGETOWN ACE HDW	03/31/2022	Regular	0.00	678.15	33227
GEO04	DIVIDE SUPPLY ACE HARDWAR	03/31/2022	Regular	0.00	1,131.50	33228
GRA01	GRAINGER, INC.	03/31/2022	Regular	0.00	131.10	33229
IUO01	IUOE, LOCAL 39	03/31/2022	Regular	0.00	330.30	33230
IUO02	AFSCME	03/31/2022	Regular	0.00	178.61	33231
MJT01	MJT ENTERPRISES, INC.	03/31/2022	Regular	0.00	8,825.96	33232
MOB01	MOBILE MINI, LLC-CA	03/31/2022	Regular	0.00	16,829.67	33233
MOU02	MOUNTAIN DEMOCRAT	03/31/2022	Regular	0.00	111.54	33234
MOU02	MOUNTAIN DEMOCRAT	03/31/2022	Regular	0.00	-111.54	33234
PAC02	PACIFIC GAS & ELECTRIC	03/31/2022	Regular	0.00	16,729.98	33235
POL01	POLLARD WATER	03/31/2022	Regular	0.00	347.57	33236
POW01	POWERNET GLOBAL COMM.	03/31/2022	Regular	0.00	213.36	33237
USA03	USA BLUE BOOK	03/31/2022	Regular	0.00	529.65	33238
USB05	U.S. BANK CORPORATE PAYME	03/31/2022	Regular	0.00	5,775.69	33239
USB06	U.S. BANK EQUIPMENT FINAN	03/31/2022	Regular	0.00	1,853.55	33240
VER01	VERIZON WIRELESS	03/31/2022	Regular	0.00	1,095.77	33241
WHI02	WHITE CAP CONST. SUPPLY	03/31/2022	Regular	0.00	7,807.94	33242
001096	Simpson & Simpson, Inc.	04/08/2022	Regular	0.00	6,497.00	33245
ACW01	ACWA/JPIA	04/08/2022	Regular	0.00	7,947.66	33246
ACW05	ACWA/JPIA HEALTH	04/08/2022	Regular	0.00	37,220.81	33247
AFL01	AMERICAN FAMILY LIFE INS	04/08/2022	Regular	0.00	-1,162.32	33248
AFL01	AMERICAN FAMILY LIFE INS	04/08/2022	Regular	0.00	1,162.32	33248
AND01	ANDERSON'S SIERRA PIPE CO	04/08/2022	Regular	0.00	360.99	33249
ARA01	ARAMARK	04/08/2022	Regular	0.00	164.17	33250
Buckmaster	Buckmaster Office Solutions	04/08/2022	Regular	0.00	20.00	33251
CAR08	CSI	04/08/2022	Regular	0.00	59.00	33252
COM001	Comcast Holdings Corporation	04/08/2022	Regular	0.00	17,190.00	33253
DIA01	DIAMOND PACIFIC - AUBURN	04/08/2022	Regular	0.00	3,144.84	33254
ELD16	EL DORADO DISPOSAL SERVIC	04/08/2022	Regular	0.00	412.23	33255
EMP02	EMPLOYEE RELATIONS, INC	04/08/2022	Regular	0.00	23.00	33256
FER01	FERRELLGAS	04/08/2022	Regular	0.00	95.00	33257
FER02	FERGUSON ENTERPRISES INC	04/08/2022	Regular	0.00	347.57	33258
GAR02	GARDEN VALLEY FEED & HDW.	04/08/2022	Regular	0.00	385.92	33259
GEO05	GEORGETOWN PRE-CAST, INC.	04/08/2022	Regular	0.00	20,800.28	33260
GOL01	Golden State Water Tenders	04/08/2022	Regular	0.00	8,495.37	33261

Check Report

Date Range: 07/01/2021 - 06/30/2022

Vendor Number	Vendor Name	Payment Date	Payment Type	Discount Amount	Payment Amount	Number
GRA01	GRAINGER, INC.	04/08/2022	Regular	0.00	48.56	33262
HUN01	HUNT & SONS, INC.	04/08/2022	Regular	0.00	71.45	33263
ICM02	ICMA-R.T.-457 (ee)	04/08/2022	Regular	0.00	887.02	33264
INF01	Infinity Technologies	04/08/2022	Regular	0.00	2,972.50	33265
IUO01	IUOE, LOCAL 39	04/08/2022	Regular	0.00	330.85	33266
IUO02	AFSCME	04/08/2022	Regular	0.00	272.04	33267
KEY01	KEYS PLUS	04/08/2022	Regular	0.00	968.15	33268
MJT01	MJT ENTERPRISES, INC.	04/08/2022	Regular	0.00	2,082.24	33269
MOU02	MOUNTAIN DEMOCRAT	04/08/2022	Regular	0.00	560.00	33270
PAC02	PACIFIC GAS & ELECTRIC	04/08/2022	Regular	0.00	188.54	33271
PAC02	PACIFIC GAS & ELECTRIC	04/08/2022	Regular	0.00	10,057.10	33272
PAC06	PACE SUPPLY 23714-00	04/08/2022	Regular	0.00	53,384.75	33273
RIV02	RIVER CITY RENTALS	04/08/2022	Regular	0.00	1,300.00	33274
ROB02	ROBINSON ENTERPRISES	04/08/2022	Regular	0.00	3,343.82	33275
STREAM	Streamline	04/08/2022	Regular	0.00	300.00	33276
TEI01	A. TEICHERT & SON, INC	04/08/2022	Regular	0.00	175.08	33277
USA03	USA BLUE BOOK	04/08/2022	Regular	0.00	775.22	33278
WES08	WESTERN HYDROLOGICS, LLP	04/08/2022	Regular	0.00	102.50	33279
ADT01	ADT SECURITY SERVICES	04/15/2022	Regular	0.00	280.16	33282
ARA01	ARAMARK	04/15/2022	Regular	0.00	323.36	33283
ATT04	AT&T	04/15/2022	Regular	0.00	122.00	33284
CHU02	White Brenner LLP	04/15/2022	Regular	0.00	19,643.20	33285
DWR01	DEPT. OF WATER RESOURCES	04/15/2022	Regular	0.00	66,226.00	33286
EID01	EIDE BAILLY LLP	04/15/2022	Regular	0.00	14,025.30	33287
FED01	FED EX	04/15/2022	Regular	0.00	214.24	33288
GEO02	GEORGETOWN GAZETTE	04/15/2022	Regular	0.00	105.00	33289
GOL03	GOLD COUNTRY MEDIA	04/15/2022	Regular	0.00	431.48	33290
GRA01	GRAINGER, INC.	04/15/2022	Regular	0.00	240.48	33291
MJT01	MJT ENTERPRISES, INC.	04/15/2022	Regular	0.00	1,764.99	33292
MOB01	MOBILE MINI, LLC-CA	04/15/2022	Regular	0.00	235.95	33293
MOB01	MOBILE MINI, LLC-CA	04/15/2022	Regular	0.00	-235.95	33293
NAT04	NATIONAL PRINT & PROMO	04/15/2022	Regular	0.00	3,305.74	33294
PUM01	JERRY E. MERRY	04/15/2022	Regular	0.00	6,155.00	33295
ROB01	DON ROBINSON	04/15/2022	Regular	0.00	1,134.97	33296
TEI01	A. TEICHERT & SON, INC	04/15/2022	Regular	0.00	565.76	33297
WEL02	WELLS FARGO BANK	04/15/2022	Regular	0.00	500.00	33298
WES08	WESTERN HYDROLOGICS, LLP	04/15/2022	Regular	0.00	11,126.80	33299
ANS01	ANSWERING SPECIALISTS INC	04/22/2022	Regular	0.00	133.95	33300
BLU01	ANTHEM BLUE CROSS	04/22/2022	Regular	0.00	1,437.32	33301
BLU06	BLUE SHIELD OF CALIFORNIA	04/22/2022	Regular	0.00	277.00	33302
CDF01	CALIFORNIA DEPT OF FISH A	04/22/2022	Regular	0.00	50.00	33303
CDF01	CALIFORNIA DEPT OF FISH A	04/22/2022	Regular	0.00	-50.00	33303
DIA01	DIAMOND PACIFIC - AUBURN	04/22/2022	Regular	0.00	1,421.34	33304
ELD03	EL DORADO COUNTY SHERIFF	04/22/2022	Regular	0.00	25.00	33305
ESR01	ENVIROMENTAL SYSTEMS RESE	04/22/2022	Regular	0.00	1,700.00	33306
FER02	FERGUSON ENTERPRISES INC	04/22/2022	Regular	0.00	15,688.26	33307
GEO01	GEORGETOWN ACE HDW	04/22/2022	Regular	0.00	250.98	33308
GEO04	DIVIDE SUPPLY ACE HARDWAR	04/22/2022	Regular	0.00	2,788.77	33309
ICM02	ICMA-R.T.-457 (ee)	04/22/2022	Regular	0.00	887.02	33310
IUO01	IUOE, LOCAL 39	04/22/2022	Regular	0.00	330.85	33311
IUO02	AFSCME	04/22/2022	Regular	0.00	288.99	33312
KAI01	Kaiser Permanente	04/22/2022	Regular	0.00	122.70	33313
PRE01	PREMIER ACCESS INS CO	04/22/2022	Regular	0.00	2,862.06	33314
PRO04	PAUL FUNK	04/22/2022	Regular	0.00	400.00	33315
PSO01	PSOMAS	04/22/2022	Regular	0.00	9,466.00	33316
ROB01	DON ROBINSON	04/22/2022	Regular	0.00	1,065.54	33317
ROB02	ROBINSON ENTERPRISES	04/22/2022	Regular	0.00	2,696.07	33318
SIG01	SIGNAL SERVICE INC	04/22/2022	Regular	0.00	282.00	33319
TEI01	A. TEICHERT & SON, INC	04/22/2022	Regular	0.00	386.97	33320
THA01	THATCHER COMPANY OF CALIF	04/22/2022	Regular	0.00	3,732.84	33321
TYL02	TYLER TECHNOLOGIES, INC	04/22/2022	Regular	0.00	65.00	33322

Check Report

Date Range: 07/01/2021 - 06/30/2022

Vendor Number	Vendor Name	Payment Date	Payment Type	Discount Amount	Payment Amount	Number
UNI06	UNITEDHEALTHCARE INSURANC	04/22/2022	Regular	0.00	616.14	33323
USB05	U.S. BANK CORPORATE PAYME	04/22/2022	Regular	0.00	2,274.61	33324
HOM01	HOME DEPOT CREDIT SERVICE	04/25/2022	Regular	0.00	4,209.42	33325
STA01	Staples & Associates, Inc.	04/29/2022	Regular	0.00	2,350.00	33328
ALL01	ALLEN KRAUSE	04/29/2022	Regular	0.00	276.82	33329
ARA01	ARAMARK	04/29/2022	Regular	0.00	318.38	33330
ATT02	AT&T	04/29/2022	Regular	0.00	2,541.45	33331
ATT03	AT&T LONG DISTANCE	04/29/2022	Regular	0.00	72.18	33332
CWS01	CORBIN WILLITS SYS. INC.	04/29/2022	Regular	0.00	608.28	33333
FER02	FERGUSON ENTERPRISES INC	04/29/2022	Regular	0.00	1,374.18	33334
FSL01	Fidelity Security Life Insurance Company	04/29/2022	Regular	0.00	324.17	33335
HAR03	HARRIS INDUSTRIAL GASES	04/29/2022	Regular	0.00	119.17	33336
MAD01	KYLE MADISON	04/29/2022	Regular	0.00	128.60	33337
MJT01	MJT ENTERPRISES, INC.	04/29/2022	Regular	0.00	1,631.04	33338
PAC02	PACIFIC GAS & ELECTRIC	04/29/2022	Regular	0.00	657.19	33339
PAC02	PACIFIC GAS & ELECTRIC	04/29/2022	Regular	0.00	81.70	33340
PAC02	PACIFIC GAS & ELECTRIC	04/29/2022	Regular	0.00	9.19	33341
PAC02	PACIFIC GAS & ELECTRIC	04/29/2022	Regular	0.00	10.40	33342
PAC02	PACIFIC GAS & ELECTRIC	04/29/2022	Regular	0.00	51.89	33343
PAC02	PACIFIC GAS & ELECTRIC	04/29/2022	Regular	0.00	68.99	33344
PAC02	PACIFIC GAS & ELECTRIC	04/29/2022	Regular	0.00	535.79	33345
PAC02	PACIFIC GAS & ELECTRIC	04/29/2022	Regular	0.00	13.70	33346
PAC02	PACIFIC GAS & ELECTRIC	04/29/2022	Regular	0.00	3,723.27	33347
PAC02	PACIFIC GAS & ELECTRIC	04/29/2022	Regular	0.00	26.15	33348
PIC02	PICOVALE SERVICES, INC.	04/29/2022	Regular	0.00	230.11	33349
SAC03	SACRAMENTO BAG MFG. CO.	04/29/2022	Regular	0.00	524.45	33350
SHL001	Steve Wilson Mantor	04/29/2022	Regular	0.00	13,250.00	33351
SIE10	SIERRA SAFETY	04/29/2022	Regular	0.00	2,012.35	33352
VER01	VERIZON WIRELESS	04/29/2022	Regular	0.00	1,195.19	33353
WAL02	WALKER'S OFFICE SUPPLY	04/29/2022	Regular	0.00	287.79	33354
WEL02	WELLS FARGO BANK	04/29/2022	Regular	0.00	2,296.95	33355
WEX01	Wex Bank	04/29/2022	Regular	0.00	2,872.43	33356
WIE01	WIENHOFF & ASSOCIATES INC	04/29/2022	Regular	0.00	80.00	33357
ACW05	ACWA/JPIA HEALTH	05/06/2022	Regular	0.00	38,255.15	33358
ADT01	ADT SECURITY SERVICES	05/06/2022	Regular	0.00	225.31	33359
ADV01	ADVENT TECHNOLOGIES	05/06/2022	Regular	0.00	412.50	33360
AFL01	AMERICAN FAMILY LIFE INS	05/06/2022	Regular	0.00	1,162.32	33361
BEA01	BUTTE EQUIPMENT RENTALS	05/06/2022	Regular	0.00	1,050.00	33362
BJP01	BJ PEST CONTROL	05/06/2022	Regular	0.00	300.00	33363
CAR08	CSI	05/06/2022	Regular	0.00	59.00	33364
EDC01	EL DORADO COUNTY TRANSPOR	05/06/2022	Regular	0.00	400.72	33365
ELD16	EL DORADO DISPOSAL SERVIC	05/06/2022	Regular	0.00	412.23	33366
EMPO2	EMPLOYEE RELATIONS, INC	05/06/2022	Regular	0.00	33.50	33367
FER02	FERGUSON ENTERPRISES INC	05/06/2022	Regular	0.00	19,707.52	33368
GAR02	GARDEN VALLEY FEED & HDW.	05/06/2022	Regular	0.00	42.93	33369
GEO02	GEORGETOWN GAZETTE	05/06/2022	Regular	0.00	217.50	33370
GEO04	DIVIDE SUPPLY ACE HARDWAR	05/06/2022	Regular	0.00	1,166.83	33371
GEO05	GEORGETOWN PRE-CAST, INC.	05/06/2022	Regular	0.00	15,514.25	33372
HOM01	HOME DEPOT CREDIT SERVICE	05/06/2022	Regular	0.00	20.00	33373
ICM02	ICMA-R.T.-457 (ee)	05/06/2022	Regular	0.00	887.02	33374
IUO01	IUOE, LOCAL 39	05/06/2022	Regular	0.00	330.85	33375
IUO02	AFSCME	05/06/2022	Regular	0.00	288.99	33376
MJT01	MJT ENTERPRISES, INC.	05/06/2022	Regular	0.00	4,164.48	33377
MOU02	MOUNTAIN DEMOCRAT	05/06/2022	Regular	0.00	70.00	33378
PAC02	PACIFIC GAS & ELECTRIC	05/06/2022	Regular	0.00	161.84	33379
PAC06	PACE SUPPLY 23714-00	05/06/2022	Regular	0.00	12,629.06	33380
POW01	POWERNET GLOBAL COMM.	05/06/2022	Regular	0.00	210.37	33381
STREAM	Streamline	05/06/2022	Regular	0.00	300.00	33382
TEI01	A. TEICHERT & SON, INC	05/06/2022	Regular	0.00	1,437.72	33383
USD01	USDA-FOREST SERVICE	05/06/2022	Regular	0.00	2,693.93	33384
WES08	WESTERN HYDROLOGICS, LLP	05/06/2022	Regular	0.00	4,672.03	33385

Check Report

Date Range: 07/01/2021 - 06/30/2022

Vendor Number	Vendor Name	Payment Date	Payment Type	Discount Amount	Payment Amount	Number
ADT01	ADT SECURITY SERVICES	05/12/2022	Regular	0.00	54.85	33386
ALL01	ALLEN KRAUSE	05/12/2022	Regular	0.00	869.04	33387
ARA01	ARAMARK	05/12/2022	Regular	0.00	318.38	33388
CAP04	CAPITAL RUBBER CO. LTD.	05/12/2022	Regular	0.00	1,167.95	33389
CHU02	White Brenner LLP	05/12/2022	Regular	0.00	5,195.20	33390
GOL03	GOLD COUNTRY MEDIA	05/12/2022	Regular	0.00	123.28	33391
HAR03	HARRIS INDUSTRIAL GASES	05/12/2022	Regular	0.00	349.71	33392
MJT01	MJT ENTERPRISES, INC.	05/12/2022	Regular	0.00	2,211.81	33393
PAC02	PACIFIC GAS & ELECTRIC	05/12/2022	Regular	0.00	3,851.81	33394
PAC02	PACIFIC GAS & ELECTRIC	05/12/2022	Regular	0.00	9,774.91	33395
PAC02	PACIFIC GAS & ELECTRIC	05/12/2022	Regular	0.00	161.84	33396
PAC06	PACE SUPPLY 23714-00	05/12/2022	Regular	0.00	3,868.97	33397
SAU02	MICHAEL SAUNDERS	05/12/2022	Regular	0.00	808.05	33398
USA01	UNDERGROUND SERVICE ALERT	05/12/2022	Regular	0.00	715.73	33399
USA03	USA BLUE BOOK	05/12/2022	Regular	0.00	733.69	33400
USB06	U.S. BANK EQUIPMENT FINAN	05/12/2022	Regular	0.00	279.33	33401
WAL02	WALKER'S OFFICE SUPPLY	05/12/2022	Regular	0.00	42.79	33402
WES09	NATHAN THOMAS	05/12/2022	Regular	0.00	2,560.00	33403
AFL01	AMERICAN FAMILY LIFE INS	05/13/2022	Regular	0.00	1,162.32	33404
ATT02	AT&T	05/20/2022	Regular	0.00	138.82	33406
ATT04	AT&T	05/20/2022	Regular	0.00	84.55	33407
FER01	FERRELLGAS	05/20/2022	Regular	0.00	651.26	33408
FER02	FERGUSON ENTERPRISES INC	05/20/2022	Regular	0.00	1,296.17	33409
ICM02	ICMA-R.T.-457 (ee)	05/20/2022	Regular	0.00	887.02	33410
IUO01	IUOE, LOCAL 39	05/20/2022	Regular	0.00	331.45	33411
IUO02	AFSCME	05/20/2022	Regular	0.00	288.99	33412
KAI01	Kaiser Permanente	05/20/2022	Regular	0.00	122.70	33413
MJT01	MJT ENTERPRISES, INC.	05/20/2022	Regular	0.00	1,883.44	33414
PRE01	PREMIER ACCESS INS CO	05/20/2022	Regular	0.00	2,647.77	33415
PRO04	PAUL FUNK	05/20/2022	Regular	0.00	400.00	33416
UNI06	UNITEDHEALTHCARE INSURANC	05/20/2022	Regular	0.00	626.64	33417
USA03	USA BLUE BOOK	05/20/2022	Regular	0.00	878.71	33418
USB05	U.S. BANK CORPORATE PAYME	05/20/2022	Regular	0.00	6,766.52	33419
VER01	VERIZON WIRELESS	05/20/2022	Regular	0.00	50.04	33420
001130	Rebecca Robertson	05/31/2022	Regular	0.00	658.22	33421
ADT01	ADT SECURITY SERVICES	06/02/2022	Regular	0.00	124.48	33422
AFL01	AMERICAN FAMILY LIFE INS	06/02/2022	Regular	0.00	1,162.32	33423
ALL01	ALLEN KRAUSE	06/02/2022	Regular	0.00	480.14	33424
AND01	ANDERSON'S SIERRA PIPE CO	06/02/2022	Regular	0.00	62.31	33425
ARA01	ARAMARK	06/02/2022	Regular	0.00	321.39	33426
ATT02	AT&T	06/02/2022	Regular	0.00	2,541.99	33427
ATT03	AT&T LONG DISTANCE	06/02/2022	Regular	0.00	58.79	33428
BLU01	ANTHEM BLUE CROSS	06/02/2022	Regular	0.00	1,437.32	33429
BLU06	BLUE SHIELD OF CALIFORNIA	06/02/2022	Regular	0.00	17.00	33430
CHR01	CHRISTENSEN HEATING & COO	06/02/2022	Regular	0.00	711.16	33431
CWS01	CORBIN WILLITS SYS. INC.	06/02/2022	Regular	0.00	608.28	33432
FSL01	Fidelity Security Life Insurance Company	06/02/2022	Regular	0.00	312.92	33433
GEO01	GEORGETOWN ACE HDW	06/02/2022	Regular	0.00	651.57	33434
GLE02	GLENN LUGLIANI DBA:	06/02/2022	Regular	0.00	274.34	33435
GRA01	GRAINGER, INC.	06/02/2022	Regular	0.00	133.19	33436
HAN04	HANGTOWN FIRE CONTROL	06/02/2022	Regular	0.00	785.70	33437
HAR03	HARRIS INDUSTRIAL GASES	06/02/2022	Regular	0.00	30.36	33438
ICM02	ICMA-R.T.-457 (ee)	06/02/2022	Regular	0.00	887.02	33439
IUO01	IUOE, LOCAL 39	06/02/2022	Regular	0.00	350.22	33440
IUO02	AFSCME	06/02/2022	Regular	0.00	288.99	33441
MJT01	MJT ENTERPRISES, INC.	06/02/2022	Regular	0.00	2,082.24	33442
PAC02	PACIFIC GAS & ELECTRIC	06/02/2022	Regular	0.00	23.82	33443
PAC02	PACIFIC GAS & ELECTRIC	06/02/2022	Regular	0.00	13.98	33444
PAC02	PACIFIC GAS & ELECTRIC	06/02/2022	Regular	0.00	91.98	33445
PAC02	PACIFIC GAS & ELECTRIC	06/02/2022	Regular	0.00	680.90	33446
PAC02	PACIFIC GAS & ELECTRIC	06/02/2022	Regular	0.00	98.67	33447

Check Report

Date Range: 07/01/2021 - 06/30/2022

Vendor Number	Vendor Name	Payment Date	Payment Type	Discount Amount	Payment Amount	Number
PAC02	PACIFIC GAS & ELECTRIC	06/02/2022	Regular	0.00	30.35	33448
PAC02	PACIFIC GAS & ELECTRIC	06/02/2022	Regular	0.00	67.41	33449
PAC02	PACIFIC GAS & ELECTRIC	06/02/2022	Regular	0.00	24.46	33450
PAC02	PACIFIC GAS & ELECTRIC	06/02/2022	Regular	0.00	14.44	33451
PAC02	PACIFIC GAS & ELECTRIC	06/02/2022	Regular	0.00	9.20	33452
PAC02	PACIFIC GAS & ELECTRIC	06/02/2022	Regular	0.00	564.20	33453
PAC06	PACE SUPPLY 23714-00	06/02/2022	Regular	0.00	11,251.05	33454
POW01	POWERNET GLOBAL COMM.	06/02/2022	Regular	0.00	189.51	33455
PSO01	PSOMAS	06/02/2022	Regular	0.00	6,686.00	33456
SIE10	SIERRA SAFETY	06/02/2022	Regular	0.00	6,033.08	33457
SWR04	STATE WATER RESOURCES CON	06/02/2022	Regular	0.00	293,678.39	33458
TEI01	A. TEICHERT & SON, INC	06/02/2022	Regular	0.00	359.80	33459
TYL02	TYLER TECHNOLOGIES, INC	06/02/2022	Regular	0.00	28,685.89	33460
USA01	UNDERGROUND SERVICE ALERT	06/02/2022	Regular	0.00	669.17	33461
USA03	USA BLUE BOOK	06/02/2022	Regular	0.00	91.51	33462
VER01	VERIZON WIRELESS	06/02/2022	Regular	0.00	1,166.05	33463
WEX01	Wex Bank	06/02/2022	Regular	0.00	8,010.57	33464
WIL01	Wilkinson Portables Inc.	06/02/2022	Regular	0.00	389.95	33465
ADM01	ADM - Advanced Drug & Medical Screening	06/10/2022	Regular	0.00	90.00	33466
ACW01	ACWA/JPIA	06/10/2022	Regular	0.00	42,330.55	33467
ADT01	ADT SECURITY SERVICES	06/10/2022	Regular	0.00	608.77	33468
ARA01	ARAMARK	06/10/2022	Regular	0.00	159.19	33469
CAR08	CSI	06/10/2022	Regular	0.00	59.00	33470
CEN01	Central Valley Salinity Coalition, Inc.	06/10/2022	Regular	0.00	277.50	33471
CLS01	CLS LABS	06/10/2022	Regular	0.00	235.40	33472
EDC04	EDC ENVIRONMENTAL MGMT	06/10/2022	Regular	0.00	341.00	33473
ELD16	EL DORADO DISPOSAL SERVIC	06/10/2022	Regular	0.00	443.96	33474
ENV01	ENVIRO TECH SERVICES COMP	06/10/2022	Regular	0.00	114.19	33475
FER02	FERGUSON ENTERPRISES INC	06/10/2022	Regular	0.00	2,003.83	33476
GAR02	GARDEN VALLEY FEED & HDW.	06/10/2022	Regular	0.00	201.00	33477
GEO02	GEORGETOWN GAZETTE	06/10/2022	Regular	0.00	75.00	33478
GEO04	DIVIDE SUPPLY ACE HARDWAR	06/10/2022	Regular	0.00	632.80	33479
	Void	06/10/2022	Regular	0.00	0.00	33480
HOM01	HOME DEPOT CREDIT SERVICE	06/10/2022	Regular	0.00	1,227.68	33481
INF01	Infinity Technologies	06/10/2022	Regular	0.00	52.50	33482
MJT01	MJT ENTERPRISES, INC.	06/10/2022	Regular	0.00	1,943.08	33483
PAC02	PACIFIC GAS & ELECTRIC	06/10/2022	Regular	0.00	10,531.11	33484
PAC06	PACE SUPPLY 23714-00	06/10/2022	Regular	0.00	6,449.78	33485
ROB01	DON ROBINSON	06/10/2022	Regular	0.00	899.97	33486
ROU01	Routon Enterprises, Inc.	06/10/2022	Regular	0.00	1,500.00	33487
SMI01	JASON D. SMITH	06/10/2022	Regular	0.00	300.00	33488
STREAM	Streamline	06/10/2022	Regular	0.00	300.00	33489
USP01	POSTMASTER	06/10/2022	Regular	0.00	296.00	33490
VAL01	VALLEY TRUCK & TRACTOR COMPANY	06/10/2022	Regular	0.00	310.00	33491
WEL02	WELLS FARGO BANK	06/10/2022	Regular	0.00	2,296.95	33492
WES08	WESTERN HYDROLOGICS, LLP	06/10/2022	Regular	0.00	4,594.40	33493
ACW01	ACWA/JPIA	06/17/2022	Regular	0.00	900.00	33495
ADV01	ADVENT TECHNOLOGIES	06/17/2022	Regular	0.00	150.00	33496
ALL01	ALLEN KRAUSE	06/17/2022	Regular	0.00	1,255.49	33497
ARA01	ARAMARK	06/17/2022	Regular	0.00	173.80	33498
ATT04	AT&T	06/17/2022	Regular	0.00	84.55	33499
BEA01	BUTTE EQUIPMENT RENTALS	06/17/2022	Regular	0.00	1,215.00	33500
CLS01	CLS LABS	06/17/2022	Regular	0.00	170.00	33501
ENV01	ENVIRO TECH SERVICES COMP	06/17/2022	Regular	0.00	54.38	33502
HAR03	HARRIS INDUSTRIAL GASES	06/17/2022	Regular	0.00	616.69	33503
ICM02	ICMA-R.T.-457 (ee)	06/17/2022	Regular	0.00	887.02	33504
IUO01	IUOE, LOCAL 39	06/17/2022	Regular	0.00	352.33	33505
IUO02	AFSCME	06/17/2022	Regular	0.00	262.36	33506
KAI01	Kaiser Permanente	06/17/2022	Regular	0.00	122.70	33507
MJT01	MJT ENTERPRISES, INC.	06/17/2022	Regular	0.00	2,193.72	33508
NAT04	NATIONAL PRINT & PROMO	06/17/2022	Regular	0.00	3,562.00	33509

Check Report

Date Range: 07/01/2021 - 06/30/2022

Vendor Number	Vendor Name	Payment Date	Payment Type	Discount Amount	Payment Amount	Number
PAC02	PACIFIC GAS & ELECTRIC	06/17/2022	Regular	0.00	3,522.17	33510
TEI01	A. TEICHERT & SON, INC	06/17/2022	Regular	0.00	366.46	33511
TIR01	TIREHUB, LLC	06/17/2022	Regular	0.00	2,056.97	33512
TYL02	TYLER TECHNOLOGIES, INC	06/17/2022	Regular	0.00	97.50	33513
UNI06	UNITEDHEALTHCARE INSURANC	06/17/2022	Regular	0.00	626.64	33514
USB06	U.S. BANK EQUIPMENT FINAN	06/17/2022	Regular	0.00	828.14	33515
VER01	VERIZON WIRELESS	06/17/2022	Regular	0.00	50.02	33516
WEL02	WELLS FARGO BANK	06/17/2022	Regular	0.00	2,296.95	33517
ALL01	ALLEN KRAUSE	06/24/2022	Regular	0.00	228.17	33518
ARA01	ARAMARK	06/24/2022	Regular	0.00	159.79	33519
ATT02	AT&T	06/24/2022	Regular	0.00	137.92	33520
BLU01	ANTHEM BLUE CROSS	06/24/2022	Regular	0.00	1,437.32	33521
CAR01	Cartegraph Systems LLC	06/24/2022	Regular	0.00	24,753.75	33522
CHU02	White Brenner LLP	06/24/2022	Regular	0.00	6,987.02	33523
CLS01	CLS LABS	06/24/2022	Regular	0.00	3,541.00	33524
DIT01	DITCH WITCH EQUIPMENT COM	06/24/2022	Regular	0.00	468.67	33525
GEO01	GEORGETOWN ACE HDW	06/24/2022	Regular	0.00	476.91	33526
MAC02	Mitch MacDonald	06/24/2022	Regular	0.00	62.10	33527
MIL01	Milton S. Frank Co. Inc	06/24/2022	Regular	0.00	1,298.74	33528
MJT01	MJT ENTERPRISES, INC.	06/24/2022	Regular	0.00	854.84	33529
PAC02	PACIFIC GAS & ELECTRIC	06/24/2022	Regular	0.00	9.22	33530
PAC06	PACE SUPPLY 23714-00	06/24/2022	Regular	0.00	5,081.59	33531
PRE01	PREMIER ACCESS INS CO	06/24/2022	Regular	0.00	2,938.43	33532
PRO04	PAUL FUNK	06/24/2022	Regular	0.00	400.00	33533
SEI01	Jake Seitzinger	06/24/2022	Regular	0.00	255.17	33534
TEI01	A. TEICHERT & SON, INC	06/24/2022	Regular	0.00	718.14	33535
THA01	THATCHER COMPANY OF CALIF	06/24/2022	Regular	0.00	5,425.36	33536
TYL02	TYLER TECHNOLOGIES, INC	06/24/2022	Regular	0.00	227.50	33537
USB05	U.S. BANK CORPORATE PAYME	06/24/2022	Regular	0.00	2,762.08	33538

Bank Code EDSB Summary

Payment Type	Payable Count	Payment Count	Discount	Payment
Regular Checks	1,801	1,073	0.00	3,816,990.39
Manual Checks	0	0	0.00	0.00
Voided Checks	0	47	0.00	-16,397.02
Bank Drafts	0	0	0.00	0.00
EFT's	0	0	0.00	0.00
	1801	1120	0.00	3,800,593.37

All Bank Codes Check Summary

Payment Type	Payable Count	Payment Count	Discount	Payment
Regular Checks	1,801	1,073	0.00	3,816,990.39
Manual Checks	0	0	0.00	0.00
Voided Checks	0	47	0.00	-16,397.02
Bank Drafts	0	0	0.00	0.00
EFT's	0	0	0.00	0.00
	1801	1120	0.00	3,800,593.37

Fund Summary

Fund	Name	Period	Amount
999	Pooled Cash Fund	7/2021	248,903.67
999	Pooled Cash Fund	8/2021	147,821.09
999	Pooled Cash Fund	9/2021	207,925.37
999	Pooled Cash Fund	10/2021	291,979.77
999	Pooled Cash Fund	11/2021	237,762.14
999	Pooled Cash Fund	12/2021	743,667.66
999	Pooled Cash Fund	1/2022	201,288.98
999	Pooled Cash Fund	2/2022	35,726.28
999	Pooled Cash Fund	3/2022	598,007.24
999	Pooled Cash Fund	4/2022	398,228.78
999	Pooled Cash Fund	5/2022	158,788.01
999	Pooled Cash Fund	6/2022	530,494.38
			3,800,593.37



Georgetown Divide PUD

Vendor Purchasing Report

For Date Range 07/01/2021 - 06/30/2022

Vendor Set: Vendor Set 01

Vendor	Name	Volume
001093	W. Rosenau Motor Rewinding Inc	3,937.50
001096	Simpson & Simpson, Inc.	6,497.00
001130	Rebecca Robertson	658.22
AAR01	AARP MEDICARERX SAVER PLU	87.60
ABATRON	ABATRON, INC	3,393.71
ACW01	ACWA/JPIA	161,884.73
ACW02	ACWA	84,150.00
ACW05	ACWA/JPIA HEALTH	409,448.01
ADM01	ADM - Advanced Drug & Medical Screening	90.00
ADT01	ADT SECURITY SERVICES	3,794.99
ADV01	ADVENT TECHNOLOGIES	562.50
AFL01	AMERICAN FAMILY LIFE INS	15,756.24
ALL01	ALLEN KRAUSE	12,716.25
ALL04	ALL ELECTRIC MOTORS	3,040.37
AND01	ANDERSON'S SIERRA PIPE CO	5,284.31
ANS01	ANSWERING SPECIALISTS INC	952.82
AQU01	AQUA SIERRA CONTROLS INC.	1,349.00
ARA01	ARAMARK	8,652.78
ATE01	A T.E.E.M. ELECTRICAL	2,493.18
ATT02	AT&T	30,639.08
ATT03	AT&T LONG DISTANCE	1,339.65
ATT04	AT&T	911.76
AUB04	AUBURN CHRYSLER DODGE JEE	2,743.86
AWW01	AMERICAN WATER WORKS ASSN	459.00
BAR07	BARBOUR, CHRIS	324.03
BEA01	BUTTE EQUIPMENT RENTALS	6,675.00
BEC01	STEPHANIE BECK	70.76
BJP01	BJ PEST CONTROL	1,160.00
BLU01	ANTHEM BLUE CROSS	17,033.01
BLU06	BLUE SHIELD OF CALIFORNIA	3,188.00
BLU07	BLUE SHIELD OF CALIFORNIA	2,004.00
BOE02	CA. DEPT. OF TAX & FEE AD	13,748.12
BRI01	Britt Global Industries LLC	5,025.00
BST01	BST Services Inc	1,054.92
Buckmaster	Buckmaster Office Solutions	65.00
CAL03	CALIF RURAL WATER ASSN.	1,435.00
CAL17	Cal Fire	1,050.00
CAN02	BRIAN CANN	404.16
CAP04	CAPITAL RUBBER CO. LTD.	1,089.00
CAR01	Cartegraph Systems LLC	33,157.50
CAR08	CSI	708.00
CAR09	CARNAHAN COMPUTER SERVICE	3,825.00
CEI01	CEIRANTE, MARTIN	304.44
CEN01	Central Valley Salinity Coalition, Inc.	547.50
CHA03	MICHAEL CHAIDEZ	300.00
CHEMTRAC	CHEMTRAC	710.00
CHR01	CHRISTENSEN HEATING & COO	2,219.18
CHU02	White Brenner LLP	77,356.22
CLS01	CLS LABS	26,785.66
COA01	COASTLAND CIVIL ENGINEERI	35,001.25
COM001	Comcast Holdings Corporation	17,190.00
COS01	COSTCO	60.00

Vendor Purchasing Report

For Date Range 07/01/2021 - 06/30/2022

Vendor Set: Vendor Set 01

Vendor	Name	Volume
CSD00	CALIFORNIA SPECIAL DISTRI	7,615.00
CWS01	CORBIN WILLITS SYS. INC.	7,895.71
DAT01	Data Specialties Inc.	12,896.00
DIA01	DIAMOND PACIFIC - AUBURN	5,466.83
DIT01	DITCH WITCH EQUIPMENT COM	1,040.24
DIV05	PLACERVILLE AUTO PARTS, I	1,329.69
DMI01	DENNIS M. IRVIN	350.00
DOR01	Lindsay Dorosh	2,597.40
DWR01	DEPT. OF WATER RESOURCES	97,021.46
EDC01	EL DORADO COUNTY TRANSPOR	467.51
EDC04	EDC ENVIRONMENTAL MGMT	341.00
EID01	EIDE BAILLY LLP	126,082.90
ELD03	EL DORADO COUNTY SHERIFF	25.00
ELD11	EL DORADO COUNTY AIR QUALITY MGMT	2,412.31
ELD12	EL DORADO COUNTY PLANNING	682.00
ELD16	EL DORADO DISPOSAL SERVIC	5,375.33
ELL02	ALEXIS ELLIOTT	95.00
EMC01	MESA ENERGY SYSTEMS, INC	4,990.00
EMP02	EMPLOYEE RELATIONS, INC	318.42
EN201	EN2 RESOURCES, INC	1,078.75
ENV01	ENVIRO TECH SERVICES COMP	1,231.31
ESC01	ESCO Development Inc	4,068.00
ESR01	ENVIROMENTAL SYSTEMS RESE	1,700.00
FED01	FED EX	417.15
FER01	FERRELLGAS	16,899.85
FER02	FERGUSON ENTERPRISES INC	314,268.39
FSL01	Fidelity Security Life Insurance Company	1,208.59
GAR02	GARDEN VALLEY FEED & HDW.	2,230.36
GEO01	GEORGETOWN ACE HDW	4,287.19
GEO02	GEORGETOWN GAZETTE	1,606.13
GEO04	DIVIDE SUPPLY ACE HARDWAR	12,011.08
GEO05	GEORGETOWN PRE-CAST, INC.	37,782.33
GEO14	GEORGETOWN DIVIDE ROTARY	45.00
GEO15	GEOCON CONSULTANTS INC	490.00
GLE02	GLENN LUGLIANI DBA:	274.34
GLO03	GLORIA R. OMANIA	54,182.21
GOL01	Golden State Water Tenders	8,495.37
GOL03	GOLD COUNTRY MEDIA	3,570.39
GRA01	GRAINGER, INC.	9,030.74
GRA05	GRANICUS, LLC	8,092.15
HAN04	HANGTOWN FIRE CONTROL	785.70
HAR01	Tyler Harp	249.94
HAR03	HARRIS INDUSTRIAL GASES	2,404.24
HER03	Peter Hereford	1,224.00
HIL01	Bryce Hillman	2,174.73
HOL03	HOLT OF CALIFORNIA	132,765.98
HOM01	HOME DEPOT CREDIT SERVICE	12,226.71
HRD01	H.R. DIRECT	161.40
HUN01	HUNT & SONS, INC.	4,399.31
ICM02	ICMA-R.T.-457 (ee)	25,859.19
INF01	Infinity Technologies	10,165.00
INT05	INTERWEST CONSULTING GROU	28,330.00
IRS01	Internal Revenue Services	7,909.65
IUO01	IUOE, LOCAL 39	8,908.66
IUO02	AFSCME	6,367.46
JME01	JM Environmental Inc.	72,727.00
KAI01	Kaiser Permanente	613.50
KEY01	KEYS PLUS	913.80

Vendor Purchasing Report

For Date Range 07/01/2021 - 06/30/2022

Vendor Set: Vendor Set 01

Vendor	Name	Volume
KLA02	CHRISTIAN KLAHN	286.82
LSL01	LANCE, SOLL & LUNGHARD, L	18,930.00
MAC02	Mitch MacDonald	1,365.12
MAD01	KYLE MADISON	203.73
MAT01	MATHIS LAND SURVEYING	4,125.00
MAT02	MATHIS GROUP	7,650.00
MED01	MEDICAL EYE SERVICES	1,969.37
MIL01	Milton S. Frank Co. Inc	1,152.56
MJT01	MJT ENTERPRISES, INC.	63,081.69
MOB01	MOBILE MINI, LLC-CA	19,340.02
MOU02	MOUNTAIN DEMOCRAT	2,596.54
MOU03	MOUNTAIN COUNTIES WRA	5,094.00
MUR04	MURCHIE'S SMOG & REPAIR	130.64
NAT04	NATIONAL PRINT & PROMO	16,878.40
NBS01	NBS	3,438.10
NEE01	BLAKE CHARLES NEEP	1,269.75
NOR08	BLUETARP FINANCIAL, INC	403.56
NTU01	NTU TECHNOLOGIES, INC.	22,573.96
OCC01	OCCU-MED, LTD	798.25
PAC02	PACIFIC GAS & ELECTRIC	227,479.20
PAC06	PACE SUPPLY 23714-00	132,859.73
PAP03	PAPE MACHINERY, INC	256.71
PIC02	PICOVALE SERVICES, INC.	14,911.61
PLA11	GROVE TOYS INC	490.37
POL01	POLLARD WATER	347.57
POW01	POWERNET GLOBAL COMM.	1,791.24
PRE01	PREMIER ACCESS INS CO	30,839.34
PRO04	PAUL FUNK	4,665.00
PSO01	PSOMAS	18,082.00
PUL01	PULFER, JEFF	96.28
PUM01	JERRY E. MERRY	6,985.00
RAL02	RALPH ANDERSON & ASSOCIAT	2,750.00
RIE01	RIEBES AUTO PARTS,LLC	1,036.55
RIV02	RIVER CITY RENTALS	3,466.80
ROB01	DON ROBINSON	6,954.87
ROB02	ROBINSON ENTERPRISES	57,024.50
ROC02	ROCKLIN SAW WORKS	472.50
ROU01	Routon Enterprises, Inc.	1,500.00
ROY01	KENNETH ROYAL	1,035.00
RUL01	RULE, BRIAN	316.64
SAC03	SACRAMENTO BAG MFG. CO.	744.00
SAU02	MICHAEL SAUNDERS	2,929.85
SCH09	SCHAEFFER MANUFACTURING C	994.22
SCH10	Carrie Schroeder	437.07
SEI01	Jake Seitzinger	255.17
SEK01	Paul and Pamela Sekulich	380.00
SHL001	Steve Wilson Mantor	13,250.00
SIE10	SIERRA SAFETY	9,939.21
SIG01	SIGNAL SERVICE INC	1,128.00
SMI01	JASON D. SMITH	350.00
SMR01	SMR Electric	1,385.00
STA01	Staples & Associates, Inc.	2,350.00
STREAM	Streamline	3,600.00
SUN01	Sunbelt Rentals, Inc.	3,694.86
SUN05	SUNDOWNER TRAILERS OF	267.60
SWE01	Sweet Septic, Inc.	445.00
SWR04	STATE WATER RESOURCES CON	638,909.49
SWR06	STATE WATER RESOURCES CON	18,509.06

Vendor Purchasing Report

For Date Range 07/01/2021 - 06/30/2022

Vendor Set: Vendor Set 01

Vendor	Name	Volume
TEI01	A. TEICHERT & SON, INC	11,279.76
THA01	THATCHER COMPANY OF CALIF	41,485.79
THO03	THOMPSON AUTO & TRUCK	3,441.11
TIR01	TIREHUB, LLC	3,728.32
TYL01	ERIC TYLER	358.80
TYL02	TYLER TECHNOLOGIES, INC	33,650.39
UNI06	UNITEDHEALTHCARE INSURANC	6,091.26
USA01	UNDERGROUND SERVICE ALERT	3,998.18
USA03	USA BLUE BOOK	12,933.92
USB05	U.S. BANK CORPORATE PAYME	60,686.06
USB06	U.S. BANK EQUIPMENT FINAN	8,329.45
USD01	USDA-FOREST SERVICE	12,730.43
USP01	POSTMASTER	296.00
VAL01	VALLEY TRUCK & TRACTOR COMPANY	310.00
VER01	VERIZON WIRELESS	13,270.47
VIL01	Troy Anthony Villalovos	6,000.00
WAL02	WALKER'S OFFICE SUPPLY	8,287.76
WAL03	JACOB WALSH	505.00
WEL02	WELLS FARGO BANK	28,063.40
WES08	WESTERN HYDROLOGICS, LLP	79,014.57
WES09	NATHAN THOMAS	10,240.00
WEX01	Wex Bank	18,594.27
WHI02	WHITE CAP CONST. SUPPLY	8,282.94
WIE01	WIENHOFF & ASSOCIATES INC	510.00
WIL01	Wilkinson Portables Inc.	389.95
WOO03	WOOD ENVIRONMENT & INFRAS	10,852.24
WSO01	WATER SYSTEMS OPTIMIZATIO	2,500.00
Vendor Set Vendor Set 01 Total:		3,861,537.73



Pooled Cash Report

Georgetown Divide PUD
For the Period Ending 6/30/2023

ACCOUNT #	ACCOUNT NAME	BEGINNING BALANCE	CURRENT ACTIVITY	CURRENT BALANCE	
CLAIM ON CASH					
100-0000-10999	Water Fund	3,394,367.77	0.00	3,394,367.77	
101-0000-10999	Retiree Health	354,393.44	0.00	354,393.44	
102-0000-10999	SMUD Fund	550,226.29	0.00	550,226.29	
103-0000-10999	Hydroelectric	858,707.00	0.00	858,707.00	
110-0000-10999	Capital Replacement	(30,293.51)	0.00	(30,293.51)	
111-0000-10999	Capital Reserve	1,013,355.49	0.00	1,013,355.49	
112-0000-10999	ALT Fund Suplementry Charge (Restricted)	705,887.06	0.00	705,887.06	
113-0000-10999	Caby Grant Fund (Restricted)	(39,066.57)	0.00	(39,066.57)	
114-0000-10999	EPA Grant Sweet water Plant (Restricted)	(90,530.11)	0.00	(90,530.11)	
120-0000-10999	State Revolving Fund (Restricted)	(115,379.09)	0.00	(115,379.09)	
121-0000-10999	Stumpy Meadows Emergency Reserve Fund	1,073,903.70	0.00	1,073,903.70	
200-0000-10999	Zone Fund	848,745.19	0.00	848,745.19	
210-0000-10999	CDS Reserve Fund (Restricted)	163,669.86	0.00	163,669.86	
211-0000-10999	CDS M & O Fund (Restricted)	41,429.73	0.00	41,429.73	
400-0000-10999	Capital Facility Charge Fund (Restricted)	439,036.11	0.00	439,036.11	
401-0000-10999	Water Development Fund (Restricted)	412,533.33	0.00	412,533.33	
500-0000-10999	Stewart Mine Fund (Restricted)	43,294.64	0.00	43,294.64	
501-0000-10999	Garden Valley Fund (Restricted)	75,458.54	0.00	75,458.54	
502-0000-10999	Kelsey North Fund (Restricted)	121,317.12	0.00	121,317.12	
503-0000-10999	Bayne Rd Bend Fund (Restricted)	0.00	0.00	0.00	
504-0000-10999	Kelsey South Fund (Restricted)	0.00	0.00	0.00	
505-0000-10999	Pilot Hill North Fund (Restricted)	0.00	0.00	0.00	
506-0000-10999	Pilot Hill South Fund (Restricted)	0.00	0.00	0.00	
TOTAL CLAIM ON CASH		<u>9,821,055.99</u>	<u>0.00</u>	<u>9,821,055.99</u>	
CASH IN BANK					
Cash in Bank					
999-0000-10100	EDSB - Disbursements	(250,820.79)	0.00	(250,820.79)	
999-0000-10101	EDSB - Receipts	2,631,904.27	0.00	2,631,904.27	
999-0000-10110	LAIF	7,422,560.51	0.00	7,422,560.51	
TOTAL: Cash in Bank		<u>9,803,643.99</u>	<u>0.00</u>	<u>9,803,643.99</u>	
TOTAL CASH IN BANK		<u>9,803,643.99</u>	<u>0.00</u>	<u>9,803,643.99</u>	
DUE TO OTHER FUNDS					
999-0000-23100	Due To Fund	9,803,643.99	0.00	9,803,643.99	
TOTAL DUE TO OTHER FUNDS		<u>9,803,643.99</u>	<u>0.00</u>	<u>9,803,643.99</u>	
Claim on Cash	9,821,055.99	Claim on Cash	9,821,055.99	Cash in Bank	9,803,643.99
Cash in Bank	9,803,643.99	Due To Other Funds	9,803,643.99	Due To Other Funds	9,803,643.99
Difference	<u>17,412.00</u>	Difference	<u>17,412.00</u>	Difference	<u>0.00</u>

ACCOUNT #	ACCOUNT NAME	BEGINNING BALANCE	CURRENT ACTIVITY	CURRENT BALANCE
ACCOUNTS PAYABLE PENDING				
100-0000-20102	Accounts Payable Pending	78,361.62	0.00	78,361.62
101-0000-20102	Accounts Payable Pending	3,679.16	0.00	3,679.16
102-0000-20102	Accounts Payable Pending	1,260.00	0.00	1,260.00
103-0000-20102	Accounts Payable Pending	0.00	0.00	0.00
110-0000-20102	Accounts Payable Pending	0.00	0.00	0.00
111-0000-20102	Accounts Payable Pending	1,230.00	0.00	1,230.00
112-0000-20102	Accounts Payable Pending	0.00	0.00	0.00
113-0000-20102	Accounts Payable Pending	0.00	0.00	0.00
114-0000-20102	Accounts Payable Pending	0.00	0.00	0.00
120-0000-20102	Accounts Payable Pending	2,296.95	0.00	2,296.95
121-0000-20102	Accounts Payable Pending	0.00	0.00	0.00
200-0000-20102	Accounts Payable Pending	2,677.88	0.00	2,677.88
210-0000-20102	Accounts Payable Pending	0.00	0.00	0.00
211-0000-20102	Accounts Payable Pending	0.00	0.00	0.00
400-0000-20102	Accounts Payable Pending	0.00	0.00	0.00
401-0000-20102	Accounts Payable Pending	0.00	0.00	0.00
500-0000-20102	Accounts Payable Pending	381.55	0.00	381.55
501-0000-20102	Accounts Payable Pending	0.00	0.00	0.00
502-0000-20102	Accounts Payable Pending	763.07	0.00	763.07
503-0000-20102	Accounts Payable Pending	0.00	0.00	0.00
504-0000-20102	Accounts Payable Pending	0.00	0.00	0.00
505-0000-20102	Accounts Payable Pending	0.00	0.00	0.00
506-0000-20102	Accounts Payable Pending	0.00	0.00	0.00
TOTAL ACCOUNTS PAYABLE PENDING		<u>90,650.23</u>	<u>0.00</u>	<u>90,650.23</u>
DUE FROM OTHER FUNDS				
121-0000-13121	Due From Fund 121	0.00	0.00	0.00
999-0000-13100	Due From Fund 100	(76,904.96)	0.00	(76,904.96)
999-0000-13101	Due From Fund 101	(3,679.16)	0.00	(3,679.16)
999-0000-13102	Due From Fund 102	(1,260.00)	0.00	(1,260.00)
999-0000-13103	Due From Fund 103	0.00	0.00	0.00
999-0000-13104	Due From Fund 104	0.00	0.00	0.00
999-0000-13110	Due From Fund 110	0.00	0.00	0.00
999-0000-13111	Due From Fund 111	(1,230.00)	0.00	(1,230.00)
999-0000-13112	Due From Fund 112	0.00	0.00	0.00
999-0000-13113	Due From Fund 113	0.00	0.00	0.00
999-0000-13114	Due From Fund 114	0.00	0.00	0.00
999-0000-13120	Due From Fund 120	(2,296.95)	0.00	(2,296.95)
999-0000-13121	Due From Fund 121	0.00	0.00	0.00
999-0000-13200	Due From Fund 200	(2,677.88)	0.00	(2,677.88)
999-0000-13201	Due From Fund 201	0.00	0.00	0.00
999-0000-13210	Due From Fund 210	0.00	0.00	0.00
999-0000-13300	Due From Fund 300	0.00	0.00	0.00
999-0000-13400	Due From Fund 400	0.00	0.00	0.00
999-0000-13500	Due From Fund 500	(381.55)	0.00	(381.55)
999-0000-13501	Due From Fund 501	0.00	0.00	0.00
999-0000-13502	Due From Fund 502	(763.07)	0.00	(763.07)
999-0000-13503	Due From Fund 503	0.00	0.00	0.00
999-0000-13504	Due From Fund 504	0.00	0.00	0.00
999-0000-13505	Due From Fund 505	0.00	0.00	0.00
999-0000-13506	Due From Fund 506	0.00	0.00	0.00
TOTAL DUE FROM OTHER FUNDS		<u>(89,193.57)</u>	<u>0.00</u>	<u>(89,193.57)</u>
ACCOUNTS PAYABLE				
999-0000-20102	Accounts Payable	89,193.57	0.00	89,193.57
TOTAL ACCOUNTS PAYABLE		<u>89,193.57</u>	<u>0.00</u>	<u>89,193.57</u>

ACCOUNT #	ACCOUNT NAME	BEGINNING BALANCE	CURRENT ACTIVITY	CURRENT BALANCE	
AP Pending	90,650.23	AP Pending	90,650.23	Due From Other Funds	89,193.57
Due From Other Funds	<u>89,193.57</u>	Accounts Payable	<u>89,193.57</u>	Accounts Payable	<u>89,193.57</u>
Difference	<u><u>1,456.66</u></u>	Difference	<u><u>1,456.66</u></u>	Difference	<u><u>0.00</u></u>



Board Report
Director Michael Saunders
President, GDPUD
July 12, 2022

**El Dorado LAFCO (Local Agency Formation Commission)
Alternate Special District Commissioner**

June 22

Appointed Janet Dawn Hodson as the Alternate Public Member.
Recruiting firm given direction on the Executive Officer Recruitment.

**ACWA (Association of California Water Agencies)
Region 3 Board Member, DEI Workgroup Member, Water Management Committee**

June 21 Meeting with ACWA Staff and the GDPUD

ACWA Executive Officer, Dave Eggerton and Regional Affairs Representative, Jennifef Rotz visited the District in person and met with General Manager, Adam Coyan; Operations Manager, Adam Brown; Office/Financial Manager, Jessica Buckle; Water Resource Manager; Alexis Elliott; Director/President, Michael Saunders and Director, Donna Seaman. The Exec. Officer wanted to learn of the challenges that the District has and what ACWA can do to support the District's needs.

June 30 ACWA Women in Water and Diversity, Equity, and Inclusion Workgroup meeting
Reviewed the Survey for DEI which was also sent out to water agency GMs. Looked at other groups and organizations for networking and collaborative efforts in DEI. Reviewed research on foundations. Goals: Defining area for the foundation to concentrate on - focus at the Leadership level, Management and Elected Officers.

LAM (Landscape Area Management)

June 22 Meeting with Eagle Aerial Solutions rep (creator of the software that calculates LAM data for DWR) and Adam Coyan, GM and President/Director Saunders. Discussed the need for updating and improving the results from the LAM survey for the District. From their end discussion on additional software solutions to help with calculating data for meeting budget needs (goes from District level to individual parcel level) and CII management tools for water conservation.

MCWRA (Mountain Counties Water Resources Association)

June 22 - June 24 Caldor Fire Tour

Keynote Speaker: Secretary Wade Crowfoot, California Natural Resources Agency - Importance of Healthy Forested Watersheds.

Other Key Panels: Water Sustainability in the Public and Private Sectors, Prop 1 and California Water Storage, Water Systems Resiliency: Recovering and Rebuilding After Fire; SWRCB




Bumpy Meadows (Caldor Fire SW edge)



Mormon Emigrant Trail (near Sly Park Dam)

**REPORT TO THE BOARD OF DIRECTORS
BOARD MEETING OF JULY 12th, 2022
AGENDA ITEM NO. 7.C.**



AGENDA SECTION: Informational Items

SUBJECT: General Manager's Report

PREPARED BY: Adam Coyan General Manager

Events

None

Teleconference/ Training/ Meetings

1. Carol Arquette and Gloria Omania, agenda preparation and meeting planning
2. 06/16/2022 Irrigation Committee Meeting
3. 06/16/2022 Socrata zoom meeting
4. 06/21/2022 State Water Resource Control Board
5. 06/21/2022 ACWA meeting with two board liaisons and managers
6. 06/22/2022 Eagle Aerial
7. 06/22/2022 State Water Resource Control Board
8. 06/29/2022 Gloria Omania/ Jessica Buckle
9. 06/14/2022 Eldorado County Board of Supervisors Meeting
10. 06/21/2022 Eldorado County Board of Supervisors Meeting
11. 06/28/2022 Eldorado County Board of Supervisors Meeting

Administrative Tasks

1. Finalized the Budget in Tyler
2. Finalize customer service wall move
3. Preparation for Finance Committee Meeting, Irrigation Committee Meeting, Regular Board Meeting

Informational Item / General Managers Request:

1. Socrata's has been implemented and is in the process of final review and will be live on July 1st, 2022
2. We received no proposals for Annual Audit and have rerelease the RFP.

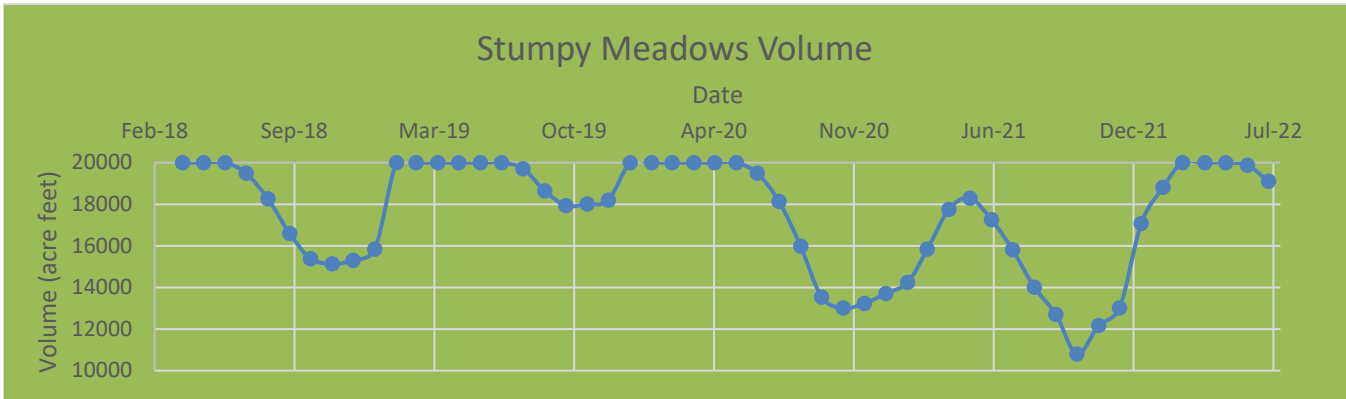
GEORGETOWN DIVIDE PUBLIC UTILITY DISTRICT

Operations Report for June 2022

Presented to the GDPUD Board of Directors

AGENDA ITEM NO. 7.D.

July 12, 2022



Treatment Operations

Walton Lake Treatment Plant

28.273 mg / 746,838 average gallons per day

0 – Emergency Alarms

- ✓ Normal operations with no operational shutdowns

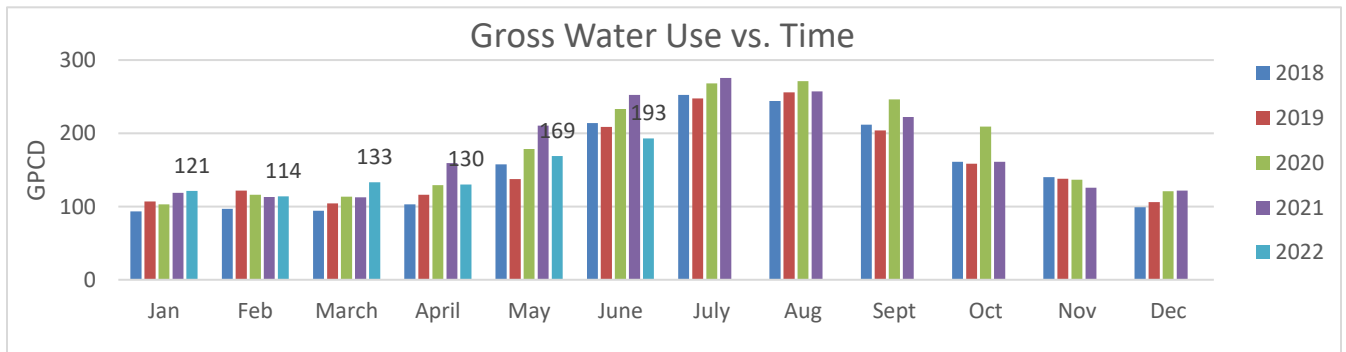
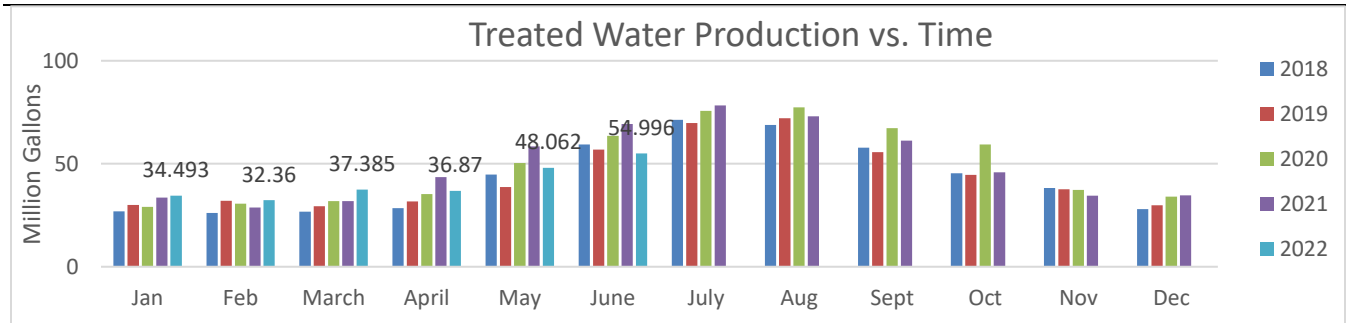
Sweetwater Treatment Plant

26.723 mg / 890,766 average gallons per day

0 – Emergency Alarms

Water Quality Monitoring:

- ✓ All finished water was in compliance with drinking water standards.
- ✓ Collected routine bacteria distribution and quarterly disinfection by products samples.
- ✓ Distribution monitoring samples were absent of bacteriological contamination indicating adequate disinfection.



Notes:

GPCD – Gallons per Capita per Day

mgd – millions gallons per day

GEORGETOWN DIVIDE PUBLIC UTILITY DISTRICT

Operations Report for June 2022

Presented to the GDPUD Board of Directors

July 12, 2022

Summary of Field Work Activities

Distribution Crews

- Repaired Breaks: 6
- Repair/Replace Meter: 0
- Installed New Service: 3
- After Hours Callouts: 10
- Valves Exercised: 5
- Underground Service Alert Response: 73
- Relief Valve: 0
- Pressure Release Valve: 0
- Isolation Valve : 0
- Service Calls:
 - 64 General Calls
 - 32 Occupant Changes
- Pump Station Operation
- Hydrant/Break Flushing: 3

Outside of normal operations distribution crews completed bi-monthly meter reading services and supporting automated meter project installation.

Canal/Maintenance Crew

- After Hours Callouts: 9
- Service Calls/Orders:
 - 46 General Calls
- Installed New Service: 2
- Ditch Clearing/Cutting

Capital Improvement Program

Auburn Lake Trail Paving Project

- Received bids for project

Asset Management/Work Order Software

- Cartegraph data gathering

Conditions Assessment/Water Reliability Study

- Data gathering
- Field survey scheduled to begin August 2022

Automated Meter Project

- Received 90% of meter shipment
- Total project completion – 4.5%

GEORGETOWN DIVIDE PUBLIC UTILITY DISTRICT

Auburn Lake Trails Wastewater Management Zone Report for June 2022

6E Presented to the GDPUD Board of Directors by: Alexis Elliott

AGENDA ITEM NO. 7.E.

July 12, 2022

Zone activities are completed in accordance with California Regional Water Quality Control Board Central Valley Region, *Waste Discharge Requirements for Georgetown Divide Public Utility District Auburn Lake Trails On-Site Wastewater Disposal Zone* Order No. R5-2002-0031.

- **Community Disposal System (CDS) Lots - 137**
- **Individual Wastewater Disposal System Lots - 897**

Field Activities

- ✓ Routine Inspections: 51
- ✓ Property Transfer Processing: 7 Initial
6e Follow Up
6a Follow Up
- ✓ New Inspection 1(1218)
 - Plan Review 0
- ✓ Weekly CDS Operational 4
 - New Wastewater System 0
 - New CDS Tank 0
 - New Pump Tank 1(879)

Reporting

The monthly *Sanitary Sewer Overflow (SSO) – No-Spill Certification* was submitted electronically to California Regional Water Quality Control Board on California Integrated Water Quality System (CIWQS) on July 1, 2022.

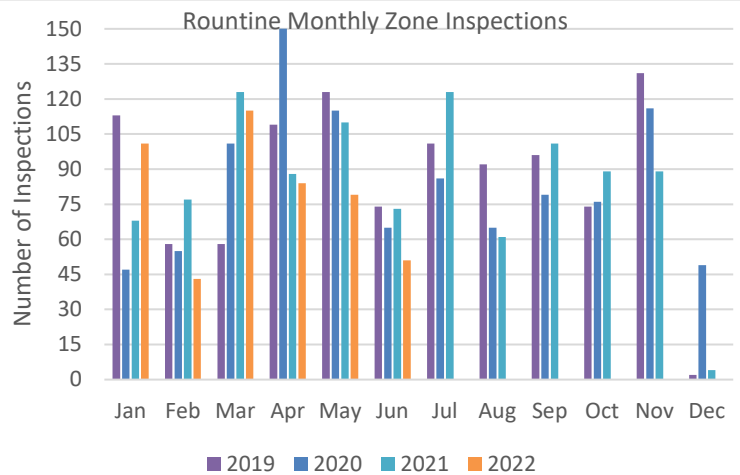
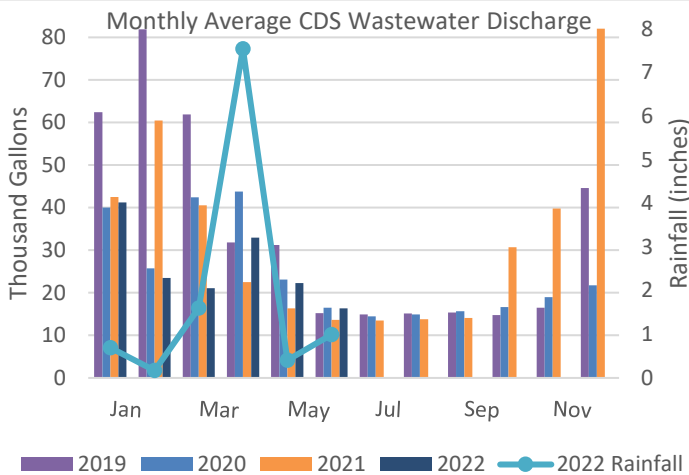
Notes: Meter Reading. Cut and prepped GM-well locations for 2nd quarter sampling for the zone. Inlet, outlet, GM-Wells, and station 16 sampling.

CDS – Wastewater Discharge

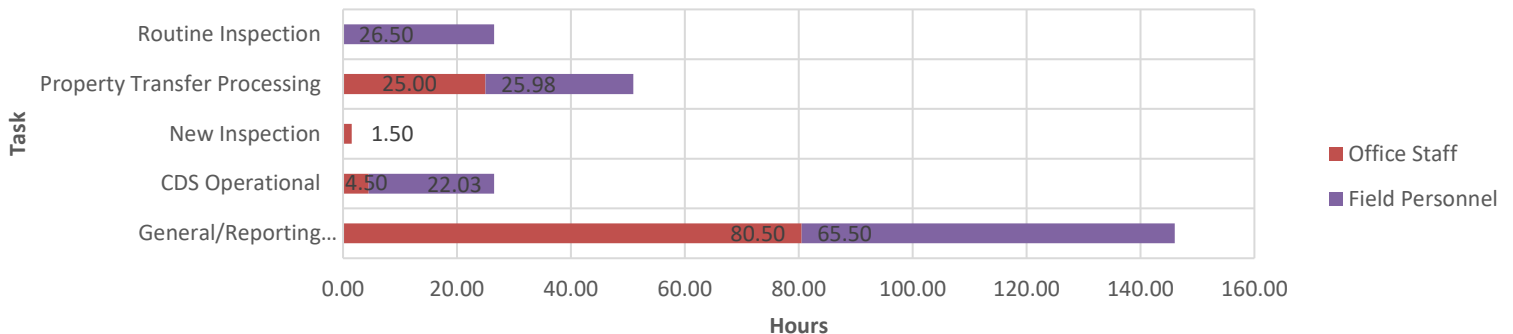
491,000 gallons / 16,367 gallon/day average

Rainfall

.99



Monthly Labor Allocation




Georgetown Divide Public Utility District

6425 Main Street P.O. Box 4240, Georgetown, CA 95634 • (530) 333-4356 • www.gd-pud.org

Adam Coyan, General Manager

**REPORT TO THE BOARD OF DIRECTORS
BOARD MEETING OF JULY 12, 2022
AGENDA ITEM NO. 9.A.**



AGENDA SECTION: OLD BUSINESS

SUBJECT: EMERGENCY WATER CONSERVATION REGULATION UPDATE

PREPARED BY: Adam Brown, Operations Manager

APPROVED BY: Adam Coyan, General Manager

BACKGROUND

On June 14, 2022, the Board of Directors adopted Resolution 2022-38 in compliance with State of California water conservation regulation that required urban water suppliers to implement Level 2 water restrictions outlined in the District's Water Shortage Contingency Plan.

DISCUSSION

On June 16, 2022, District Level 2 restrictions were implemented to meet the goal of a 20 percent demand reduction. Specific conservation efforts are detailed below:

Potable Water Customers:

- Property address ending in an **odd-number** landscape irrigation is limited to Tuesday, Thursday and Saturday;
- Property address ending in an **even-number** landscape irrigation is limited to Wednesday, Friday and Sunday;
- Landscape irrigation is prohibited on Monday;
- Wasting water is not allowed; including water running off properties onto sidewalks or gutters, leaks or breaks not being repaired in a timely manner and ponding of water;
- Hose shutoff nozzles are required;
- Swimming pools or spas are required to be covered;
- Decorative water features are prohibited; and
- Restaurants may only serve water upon request.

Irrigation Customers:

- Irrigation season ending September 1, 2022.

Public outreach included: website development¹, press release, newsletter, mail chimp and Water Smart notification.

To evaluate conservation efforts residential gallons per capita per day (GDCCD) usage calculated in 2022 is compared to 2021. The table below details the comparison:

	May	June	Percent Difference
2021	186	133	28% Decrease
2022	192	160	16% Decrease

Treated water demand has decreased 28 percent and 16 percent between the months of May/June 2021 and May/June 2022, respectively with an average demand reduction of 22 percent. District staff will continue to monitor if Level 2 treated water conservation efforts are being met.

To meet 20 demand reduction for irrigation water, irrigation season is scheduled to end September 1, 2022.

FISCAL IMPACT

If conservation requirements are met the District could expect a 20-percent reduction in consumption revenue. Raw water revenue would decrease by approximately \$80,000 and treated water revenue would decrease by approximately \$165,000.

RECOMMENDED ACTION

Receive and file.

¹ <https://www.gd-pud.org/2022-drought-information>