

## AGENDA

### FINANCE COMMITTEE

### REGULAR MEETING

**THURSDAY, NOVEMBER 21, 2024**

**2:00 P.M.**

6425 Main Street, Georgetown, California 95634

#### **Finance Committee**

Andy Fisher, Chairman	Steve Miller
William Gorenc Jr, Vice Chairman	Vacant
M. Martha Helak, Secretary	Vacant

#### **Board of Directors Liaison**

Mitch MacDonald  
Robert Stovall

---

### MISSION STATEMENT

---

It is the purpose of the Georgetown Divide Public Utility District to:

- Provide reliable water supplies.
  - Ensure high-quality drinking water.
  - Promote stewardship to protect community resources, public health, and quality of life.
  - Provide excellent and responsive customer services through dedicated and valued staff.
  - Ensure fiscal responsibility and accountability are observed by balancing immediate and long-term needs.
- 

## **1. CALL TO ORDER-ROLL CALL-PLEDGE OF ALLEGIANCE**

## **2. ADOPTION OF AGENDA**

## **3. PUBLIC FORUM:**

Any member of the public may address the Finance Committee on any matter within the jurisdictional authority of the Finance Committee. Public members desiring to provide comments, must be recognized by the Committee Chairman, and speak from the podium. Comments must be directed only to the Finance Committee. The Finance Committee will hear communications on matters not on the agenda, but no action will be taken. No disruptive conduct shall be permitted at any Finance Committee meeting. Persistence in disruptive conduct shall be grounds for summary termination, by the Chairman, of that person's privilege of address.

## **4. APPROVAL OF MINUTES – Meeting of August 22, 2024**

## **5. INFORMATIONAL ITEMS**

- A. Financial Reports
- B. Grant Report

## 6. ACTION ITEMS

### A. Review of the Fiscal Year 2023-24 Financial Reports

- **Possible Action:** Provide analysis and potential foresight based on the findings.

### B. Review the Adopted Fiscal Year 2024-25 Operating Budget Utilization

- **Possible Action:** Provide analysis of the current utilization rates and develop possible recommendations to the Board of Directors.

### C. Review of Finance Committee 2025 Meeting Schedule


- **Possible Action:** Provide staff direction regarding amendments and recommend referral to the Board of Directors for adoption.

## 7. FINANCE COMMITTEE MEMBER COMMENTS AND REPORTS

## 8. AGENDA ITEMS FOR THE NEXT FINANCE COMMITTEE MEETING

- 9. NEXT MEETING DATE AND ADJOURNMENT** – The Finance Committee set the fourth Thursday of each month at 3:00 PM for regular committee meetings. The next meeting will be on January 23<sup>rd</sup>, 2024.

In accordance with Government Code Section 54954.2(a), this agenda was posted on the District's bulletin board at the Georgetown Divide Public Utility District office, at 6425 Main Street, Georgetown, California, on November 15, 2024.



Nicholas Schneider General Manager

11-15-24

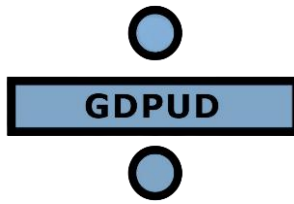
Date

**NOTICE:** This meeting will take place in the Board Room of the Georgetown Divide Public Utility District, located at 6425 Main Street in Georgetown, and will be open to the public. Members of the public may attend in person or may opt to participate in the meeting via video conference at:

<https://us02web.zoom.us/j/84778893610?pwd=OG11ZXI6ZnZWd2NCSzRSdHZEEjB3dz09>

Meeting ID: **847 7889 3610** and Passcode: **728879** or via teleconference by Calling **1-669-900-6833**.

In compliance with the Americans with Disabilities Act, if you are a disabled person and you need a disability-related modification or accommodation to participate in this meeting, please contact the District Office by telephone at 530-333-4356 or by fax at 530-333-9442. Requests must be made as early as possible and at least one full business day before the start of the meeting.



## MINUTES

### FINANCE COMMITTEE

#### Regular Meeting

Thursday, August 22, 2024

3:00 P.M.

6425 Main Street, Georgetown, California 95634

#### Finance Committee

Andy Fisher, Chairman  
William Gorenc Jr, Vice Chairman  
M. Martha Helak, Secretary

Steve Miller  
Vacant  
Vacant

#### Board of Directors Liaison

Mitch MacDonald  
Robert Stovall

#### Presenting Staff

General Manager Nicholas Schneider

### MISSION STATEMENT

---

It is the purpose of the Georgetown Divide Public Utility District to:

- Provide reliable water supplies.
  - Ensure high-quality drinking water.
  - Promote stewardship to protect community resources, public health, and quality of life.
  - Provide excellent and responsive customer services through dedicated and valued staff.
  - Ensure fiscal responsibility and accountability are observed by balancing immediate and long-term needs.
- 

A full recording of this meeting is available on the District channel:

<https://youtube.com/live/sdkg8aj8lhk>

#### 1. CALL TO ORDER-ROLL CALL-PLEDGE OF ALLEGIANCE

**Chairman Fisher called the meeting to order at 3:00 p.m.**

**Roll Call was taken.**

**Present:** Andy Fisher, Steve Miller, and William Gorenc Jr.

**Absent:** M. Martha Helak

**Chairman Fisher led the Pledge of Allegiance.**

#### 2. ADOPTION OF AGENDA

**Public Comment:**

No comments were received.

**Member Gorenc Jr. motioned to adopt the agenda. Member Miller seconded the motion.**

**Chairman Fisher called for the vote.**

**Ayes:** Steve Miller, William Gorenc Jr., and Andy Fisher

**Nays:** None

The motion passed **unanimously**.

### **3. PUBLIC FORUM:**

No comments were received.

### **4. APPROVAL OF MINUTES – Meeting April 25, 2024**

**Public Comment:**

No comments were received.

**Member Miller motioned to approve the minutes of the April 25, 2024, Finance Committee special meeting. Member Gorenc Jr. seconded the motion.**

**Chairman Fisher called for the vote.**

**Ayes:** Steve Miller, William Gorenc Jr., and Andy Fisher

**Nays:** None

The motion passed **unanimously**.

### **5. INFORMATIONAL ITEMS**

#### **A. Financial Reports**

Committee discussion encompassed examination of the final numbers for the year in comparison to the Adopted Operating Budget for Fiscal Year 2023-24. In review, the annual budget came within \$50,000 of actual utilization, which is less than a 10% difference. This substantiates an excellent budgetary planning process.

#### **B. Grant Report**

The utilization of grants and their application to both the operating budget and District plans were examined. The Fire Safe on the Divide project is in progress. Recent contract authorization and award have allowed a forester to begin the fire break construction process. All areas of Auburn Lake Trails are now covered with Advanced Metering Infrastructure (AMI) allowing the District to conduct remote metering reads. The Sweetwater Fire Resiliency Tank Project is currently under the engineering phase.

The Committee members whose terms were close to ending were asked for their reaffirmations, and both Members Fisher and Miller confirmed their commitments to continue serving the District and community.

### **6. ACTION ITEMS**

#### **A. Review and Consideration of the Cost of Service Analysis**

Chairman Fisher shared his appreciation for the District's Cost of Service review process especially regarding the opportunities presented to the community to both vet the report and provide public input. The Committee shared that the information utilized to formulate the proposed rate increases was reliable. The public can have confidence that this is based on substantiated data.

**7. FINANCE COMMITTEE MEMBER COMMENTS AND REPORTS**

No comments or reports were provided.

**8. AGENDA ITEMS FOR THE NEXT FINANCE COMMITTEE MEETING**

Requests for review of the Fiscal Year 2023-24 audit when it returns and the Fiscal Year 2023-24 budget were received.

**9. NEXT MEETING DATE AND ADJOURNMENT**

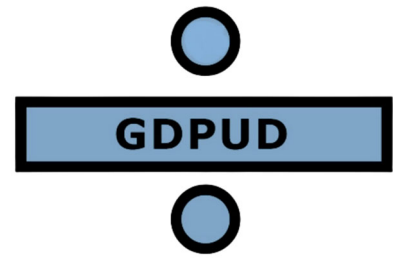
**Member Miller motioned to adjourn the meeting. Member Gorenc Jr. seconded the motion. The motion passed by acclamation. The meeting was adjourned at 4:39 p.m.**

\_\_\_\_\_  
Nicholas Schneider General Manager

\_\_\_\_\_  
Date

DRAFT

**REPORT TO THE FINANCE COMMITTEE**  
**MEETING OF NOVEMBER 21, 2024**  
**AGENDA ITEM NO. 5**



**AGENDA SECTION:** OFFICE/FINANCE MANAGERS REPORT

**SUBJECT:** Budget to Actuals, Check Report, Pooled Cash, Purchase Order Summary and FY25 Vendor Purchasing Report.

**PREPARED BY:** Jessica Buckle, Office Finance Manager

**BACKGROUND**

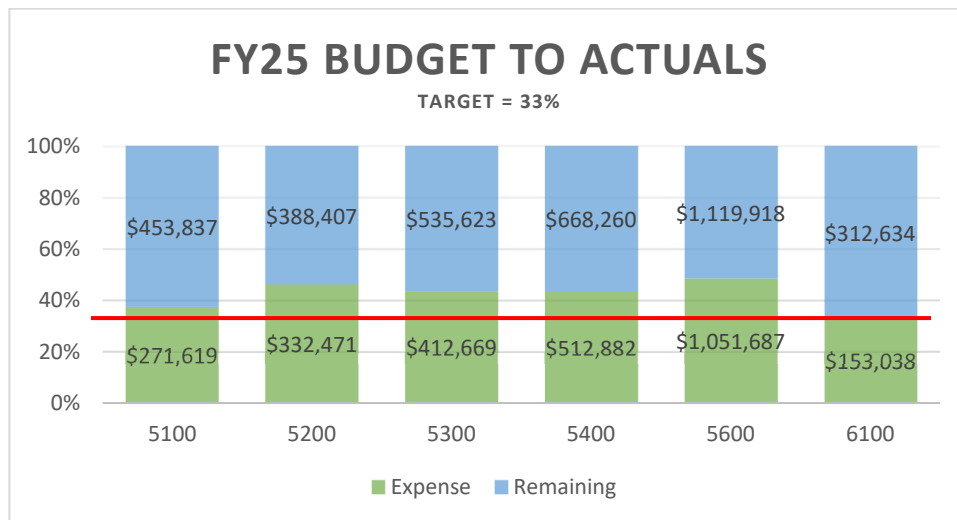
The monthly financial reports are a good indicator of how healthy the District is financially and are a key to successfully budgeting for the remainder of the year.

**DISCUSSION**

The financial reports included below are for Fiscal Year 24-25. The usual graphical representations of the remaining budget for each fund are shown below through October 31, 2024.

**February Financial Reports**

- Budget to Actuals
- Check Report
- Pooled Cash Report
- Purchase Order Summary
- Vendor Purchasing Report



**List of Departments:**

- 5100 - Source of Supply
- 5200 - Transmission & Distribution of Raw Water
- 5300 - Water Treatment
- 5400 - Transmission & Distribution of Treated Water
- 5600 - Administration & Customer Service
- 6100 - Auburn Lakes Trail Wastewater Zone



		Original Total Budget	Current Total Budget	Period Activity	Fiscal Activity	Variance (Unfavorable)	Percent Remaining
<b>Fund: 100 - Water Fund</b>							
<b>Department: 0000 - Non-departmental</b>							
<a href="#">100-0000-40101</a>	Low Income Rate Assistance (LIRA) ...	0.00	0.00	1,574.88	4,230.56	4,230.56	0.00 %
<a href="#">100-0000-40102</a>	Water Sales - Residential	0.00	2,625,000.00	541,226.29	1,154,168.75	-1,470,831.25	56.03 %
<a href="#">100-0000-40103</a>	Water Sales - Irrigation	0.00	380,000.00	0.00	74,701.78	-305,298.22	80.34 %
<a href="#">100-0000-40104</a>	Water Sales - Commercial	0.00	105,000.00	18,384.21	41,416.09	-63,583.91	60.56 %
<a href="#">100-0000-40105</a>	Property Tax Revenue	0.00	2,100,000.00	-1,574.88	-4,230.56	-2,104,230.56	100.20 %
<a href="#">100-0000-40107</a>	Lease Revenue	0.00	100,000.00	7,443.75	28,275.96	-71,724.04	71.72 %
<a href="#">100-0000-40108</a>	Gain/Loss - Sale of Assets	0.00	0.00	0.00	115,212.41	115,212.41	0.00 %
<a href="#">100-0000-40109</a>	Water Sales - Landscape	0.00	90,000.00	20,285.01	51,830.93	-38,169.07	42.41 %
<a href="#">100-0000-40110</a>	Water Sales - Mult-Fam Residential	0.00	23,000.00	4,336.06	8,842.70	-14,157.30	61.55 %
<a href="#">100-0000-40111</a>	Water Sales - Inst/Govt	0.00	0.00	30,021.51	72,613.10	72,613.10	0.00 %
<a href="#">100-0000-41100</a>	Interest Income	0.00	350,000.00	4,041.69	49,302.92	-300,697.08	85.91 %
<a href="#">100-0000-41101</a>	Unrealized Gain/Loss	0.00	0.00	-483,946.85	-368,881.36	-368,881.36	0.00 %
<a href="#">100-0000-41200</a>	Penalties	0.00	80,000.00	16,525.69	27,644.34	-52,355.66	65.44 %
<a href="#">100-0000-41300</a>	New Meter Materials & Labor Char...	0.00	5,000.00	0.00	0.00	-5,000.00	100.00 %
<a href="#">100-0000-41301</a>	Construction Meter Rental	0.00	2,500.00	1,252.00	6,284.00	3,784.00	251.36 %
<a href="#">100-0000-41302</a>	Installation Fee	0.00	20,000.00	733.53	5,952.75	-14,047.25	70.24 %
<a href="#">100-0000-42100</a>	Miscellaneous Revenue	0.00	0.00	0.00	-4.69	-4.69	0.00 %
<a href="#">100-0000-42101</a>	Over/Short and Unreconciled	0.00	0.00	0.00	0.00	0.00	0.00 %
<a href="#">100-0000-42102</a>	Grant Proceeds	0.00	0.00	0.00	0.00	0.00	0.00 %
<a href="#">100-0000-42200</a>	Sale of Assets	0.00	20,000.00	0.00	0.00	-20,000.00	100.00 %
<a href="#">100-0000-49999</a>	Transfer In	0.00	0.00	0.00	0.00	0.00	0.00 %
<a href="#">100-0000-50300</a>	Health Insurance	0.00	0.00	0.00	0.00	0.00	0.00 %
<a href="#">100-0000-50402</a>	Pension Expense	0.00	0.00	0.00	0.00	0.00	0.00 %
<a href="#">100-0000-50403</a>	Def Comp Retirement	0.00	0.00	0.00	0.00	0.00	0.00 %
<a href="#">100-0000-99999</a>	Transfer Out	0.00	0.00	0.00	0.00	0.00	0.00 %
<b>Department: 0000 - Non-departmental Surplus (Deficit):</b>		<b>0.00</b>	<b>5,900,500.00</b>	<b>160,302.89</b>	<b>1,267,359.68</b>	<b>-4,633,140.32</b>	<b>78.52 %</b>
<b>Department: 5100 - Source of Supply</b>							
<a href="#">100-5100-50100</a>	Salaries	0.00	251,403.00	16,565.45	50,008.81	201,394.19	80.11 %
<a href="#">100-5100-50101</a>	Part-time/Temp Staff Wages	0.00	0.00	0.00	0.00	0.00	0.00 %
<a href="#">100-5100-50102</a>	Overtime	0.00	14,000.00	798.30	8,602.95	5,397.05	38.55 %
<a href="#">100-5100-50103</a>	Standby Pay	0.00	17,625.00	1,700.00	6,550.00	11,075.00	62.84 %
<a href="#">100-5100-50200</a>	Payroll Taxes	0.00	23,883.00	1,404.99	4,814.63	19,068.37	79.84 %
<a href="#">100-5100-50300</a>	Health Insurance	0.00	58,034.00	3,214.89	19,424.33	38,609.67	66.53 %
<a href="#">100-5100-50302</a>	Insurance - Workers Compensation	0.00	7,563.00	2,196.91	2,196.91	5,366.09	70.95 %
<a href="#">100-5100-50400</a>	PERS Retirement Expense	0.00	24,620.00	1,665.26	5,623.36	18,996.64	77.16 %
<a href="#">100-5100-50401</a>	PERS UAL	0.00	71,528.00	0.00	69,364.57	2,163.43	3.02 %
<a href="#">100-5100-50402</a>	Pension Expense	0.00	0.00	0.00	0.00	0.00	0.00 %
<a href="#">100-5100-50403</a>	Def Comp Retirement Expense	0.00	0.00	0.00	0.00	0.00	0.00 %
<a href="#">100-5100-51100</a>	Materials & Supplies	0.00	21,600.00	981.32	4,956.90	16,643.10	77.05 %
<a href="#">100-5100-51101</a>	Durables/Rentals/Leases	0.00	5,900.00	0.00	1,660.32	4,239.68	71.86 %
<a href="#">100-5100-51103</a>	Safety/PPE Supplies	0.00	6,800.00	959.21	2,001.63	4,798.37	70.56 %
<a href="#">100-5100-51104</a>	Software/Licenses	0.00	0.00	0.00	363.00	-363.00	0.00 %
<a href="#">100-5100-51200</a>	Vehicle Maintenance	0.00	9,200.00	143.40	1,063.44	8,136.56	88.44 %
<a href="#">100-5100-51201</a>	Vehicle Operating - Fuel	0.00	13,700.00	694.68	2,825.72	10,874.28	79.37 %
<a href="#">100-5100-51300</a>	Professional Services	0.00	75,500.00	3,090.30	12,885.88	62,614.12	82.93 %
<a href="#">100-5100-52100</a>	Staff Development/Certifications	0.00	1,000.00	0.00	0.00	1,000.00	100.00 %
<a href="#">100-5100-52102</a>	Utilities	0.00	10,950.00	147.05	543.49	10,406.51	95.04 %
<a href="#">100-5100-52105</a>	Government Regulation Fees	0.00	112,000.00	0.00	74,281.00	37,719.00	33.68 %
<a href="#">100-5100-52108</a>	Membership/Subscriptions	0.00	150.00	0.00	0.00	150.00	100.00 %

**Budget Report**

**For Fiscal: 2024-2025 Period Ending: 10/31/2024**

		<b>Original Total Budget</b>	<b>Current Total Budget</b>	<b>Period Activity</b>	<b>Fiscal Activity</b>	<b>Variance Favorable (Unfavorable)</b>	<b>Percent Remaining</b>
<a href="#">100-5100-71100</a>	Capital Expenses	0.00	0.00	0.00	4,452.00	-4,452.00	0.00 %
<b>Department: 5100 - Source of Supply Total:</b>		<b>0.00</b>	<b>725,456.00</b>	<b>33,561.76</b>	<b>271,618.94</b>	<b>453,837.06</b>	<b>62.56 %</b>
<b>Department: 5200 - Raw Water</b>							
<a href="#">100-5200-50100</a>	Salaries	0.00	319,292.00	34,695.93	103,430.99	215,861.01	67.61 %
<a href="#">100-5200-50101</a>	Part-time/Temp Staff Wages	0.00	5,000.00	7,043.40	15,731.56	-10,731.56	-214.63 %
<a href="#">100-5200-50102</a>	Overtime	0.00	24,800.00	3,334.88	15,085.50	9,714.50	39.17 %
<a href="#">100-5200-50103</a>	Standby Pay	0.00	28,125.00	3,250.00	13,775.00	14,350.00	51.02 %
<a href="#">100-5200-50200</a>	Payroll Taxes	0.00	30,333.00	3,042.51	9,674.07	20,658.93	68.11 %
<a href="#">100-5200-50300</a>	Health Insurance	0.00	84,069.00	6,981.49	38,741.62	45,327.38	53.92 %
<a href="#">100-5200-50302</a>	Insurance - Workers Compensation	0.00	10,604.00	3,489.29	3,489.29	7,114.71	67.09 %
<a href="#">100-5200-50400</a>	PERS Retirement Expense	0.00	33,039.00	3,602.64	11,289.08	21,749.92	65.83 %
<a href="#">100-5200-50401</a>	PERS UAL	0.00	104,041.00	0.00	100,893.92	3,147.08	3.02 %
<a href="#">100-5200-50402</a>	Pension Expense	0.00	0.00	0.00	0.00	0.00	0.00 %
<a href="#">100-5200-50403</a>	Def Comp Retirement Expense	0.00	0.00	0.00	0.00	0.00	0.00 %
<a href="#">100-5200-51100</a>	Materials & Supplies	0.00	17,250.00	290.27	976.85	16,273.15	94.34 %
<a href="#">100-5200-51101</a>	Durables/Rentals/Leases	0.00	0.00	0.00	53.00	-53.00	0.00 %
<a href="#">100-5200-51103</a>	Safety/PPE Supplies	0.00	8,950.00	1,620.22	3,314.90	5,635.10	62.96 %
<a href="#">100-5200-51104</a>	Software/Licenses	0.00	150.00	0.00	726.00	-576.00	-384.00 %
<a href="#">100-5200-51200</a>	Vehicle Maintenance	0.00	11,275.00	140.62	3,368.15	7,906.85	70.13 %
<a href="#">100-5200-51201</a>	Vehicle Operating - Fuel	0.00	29,300.00	1,781.60	9,738.86	19,561.14	66.76 %
<a href="#">100-5200-51300</a>	Professional Services	0.00	10,000.00	0.00	698.13	9,301.87	93.02 %
<a href="#">100-5200-52100</a>	Staff Development/Certifications	0.00	1,000.00	0.00	0.00	1,000.00	100.00 %
<a href="#">100-5200-52102</a>	Utilities	0.00	3,500.00	357.00	1,484.41	2,015.59	57.59 %
<a href="#">100-5200-52105</a>	Government Regulation Fees	0.00	0.00	0.00	0.00	0.00	0.00 %
<a href="#">100-5200-52108</a>	Membership/Subscriptions	0.00	150.00	0.00	0.00	150.00	100.00 %
<a href="#">100-5200-71100</a>	Capital Expenses	0.00	0.00	0.00	0.00	0.00	0.00 %
<b>Department: 5200 - Raw Water Total:</b>		<b>0.00</b>	<b>720,878.00</b>	<b>69,629.85</b>	<b>332,471.33</b>	<b>388,406.67</b>	<b>53.88 %</b>
<b>Department: 5300 - Water Treatment</b>							
<a href="#">100-5300-50100</a>	Salaries	0.00	252,584.00	24,361.20	90,458.99	162,125.01	64.19 %
<a href="#">100-5300-50102</a>	Overtime	0.00	28,000.00	2,900.28	9,941.92	18,058.08	64.49 %
<a href="#">100-5300-50103</a>	Standby Pay	0.00	21,050.00	2,400.00	9,500.00	11,550.00	54.87 %
<a href="#">100-5300-50200</a>	Payroll Taxes	0.00	23,995.00	2,186.08	8,127.61	15,867.39	66.13 %
<a href="#">100-5300-50300</a>	Health Insurance	0.00	58,405.00	4,759.03	33,729.44	24,675.56	42.25 %
<a href="#">100-5300-50302</a>	Insurance - Workers Compensation	0.00	5,426.00	1,810.03	1,810.03	3,615.97	66.64 %
<a href="#">100-5300-50400</a>	PERS Retirement Expense	0.00	32,302.00	2,589.24	9,483.58	22,818.42	70.64 %
<a href="#">100-5300-50401</a>	PERS UAL	0.00	78,030.00	0.00	75,670.44	2,359.56	3.02 %
<a href="#">100-5300-50402</a>	Pension Expense	0.00	0.00	0.00	0.00	0.00	0.00 %
<a href="#">100-5300-50403</a>	Def Comp Retirement Expense	0.00	0.00	0.00	0.00	0.00	0.00 %
<a href="#">100-5300-51100</a>	Materials & Supplies	0.00	85,500.00	19,645.61	43,841.80	41,658.20	48.72 %
<a href="#">100-5300-51101</a>	Durables/Rentals/Leases	0.00	0.00	0.00	750.00	-750.00	0.00 %
<a href="#">100-5300-51103</a>	Safety/PPE Supplies	0.00	3,850.00	2,224.03	4,206.68	-356.68	-9.26 %
<a href="#">100-5300-51104</a>	Software/Licenses	0.00	750.00	0.00	3,174.50	-2,424.50	-323.27 %
<a href="#">100-5300-51200</a>	Vehicle Maintenance	0.00	4,450.00	0.00	929.91	3,520.09	79.10 %
<a href="#">100-5300-51201</a>	Vehicle Operating - Fuel	0.00	8,750.00	606.87	2,470.07	6,279.93	71.77 %
<a href="#">100-5300-51202</a>	Building Maintenance	0.00	5,000.00	0.00	0.00	5,000.00	100.00 %
<a href="#">100-5300-51300</a>	Professional Services	0.00	28,000.00	7,330.14	8,825.00	19,175.00	68.48 %
<a href="#">100-5300-52100</a>	Staff Development/Certifications	0.00	1,250.00	319.00	319.00	931.00	74.48 %
<a href="#">100-5300-52102</a>	Utilities	0.00	302,700.00	34,045.12	106,369.55	196,330.45	64.86 %
<a href="#">100-5300-52105</a>	Government Regulation Fees	0.00	8,250.00	90.00	3,060.00	5,190.00	62.91 %
<a href="#">100-5300-52108</a>	Membership/Subscriptions	0.00	0.00	0.00	0.00	0.00	0.00 %
<a href="#">100-5300-71100</a>	Capital Expenses	0.00	0.00	0.00	0.00	0.00	0.00 %
<b>Department: 5300 - Water Treatment Total:</b>		<b>0.00</b>	<b>948,292.00</b>	<b>105,266.63</b>	<b>412,668.52</b>	<b>535,623.48</b>	<b>56.48 %</b>
<b>Department: 5400 - Treated Water</b>							
<a href="#">100-5400-50100</a>	Salaries	0.00	455,504.00	63,669.19	175,009.12	280,494.88	61.58 %
<a href="#">100-5400-50102</a>	Overtime	0.00	32,000.00	3,602.78	14,493.62	17,506.38	54.71 %
<a href="#">100-5400-50103</a>	Standby Pay	0.00	21,050.00	2,400.00	7,150.00	13,900.00	66.03 %
<a href="#">100-5400-50200</a>	Payroll Taxes	0.00	43,273.00	5,134.65	14,696.43	28,576.57	66.04 %



**Budget Report**

**For Fiscal: 2024-2025 Period Ending: 10/31/2024**

		<b>Original Total Budget</b>	<b>Current Total Budget</b>	<b>Period Activity</b>	<b>Fiscal Activity</b>	<b>Variance Favorable (Unfavorable)</b>	<b>Percent Remaining</b>
<a href="#">100-5400-50300</a>	Health Insurance	0.00	129,526.00	11,728.00	54,274.69	75,251.31	58.10 %
<a href="#">100-5400-50302</a>	Insurance - Workers Compensation	0.00	10,445.00	2,783.68	2,783.68	7,661.32	73.35 %
<a href="#">100-5400-50400</a>	PERS Retirement Expense	0.00	49,588.00	6,084.33	17,156.39	32,431.61	65.40 %
<a href="#">100-5400-50401</a>	PERS UAL	0.00	143,056.00	0.00	138,729.14	4,326.86	3.02 %
<a href="#">100-5400-50402</a>	Pension Expense	0.00	0.00	0.00	0.00	0.00	0.00 %
<a href="#">100-5400-50403</a>	Def Comp Retirement Expense	0.00	0.00	0.00	0.00	0.00	0.00 %
<a href="#">100-5400-51100</a>	Materials & Supplies	0.00	144,500.00	32,764.60	58,211.45	86,288.55	59.72 %
<a href="#">100-5400-51101</a>	Durables/Rentals/Leases	0.00	0.00	0.00	0.00	0.00	0.00 %
<a href="#">100-5400-51103</a>	Safety/PPE Supplies	0.00	9,000.00	1,392.42	5,456.85	3,543.15	39.37 %
<a href="#">100-5400-51104</a>	Software/Licenses	0.00	0.00	205.92	931.92	-931.92	0.00 %
<a href="#">100-5400-51200</a>	Vehicle Maintenance	0.00	22,250.00	519.62	1,646.12	20,603.88	92.60 %
<a href="#">100-5400-51201</a>	Vehicle Operating - Fuel	0.00	42,250.00	2,025.34	9,403.12	32,846.88	77.74 %
<a href="#">100-5400-51202</a>	Building Maintenance	0.00	1,250.00	0.00	0.00	1,250.00	100.00 %
<a href="#">100-5400-51300</a>	Professional Services	0.00	11,000.00	0.00	2,175.77	8,824.23	80.22 %
<a href="#">100-5400-52100</a>	Staff Development/Certifications	0.00	3,250.00	0.00	275.15	2,974.85	91.53 %
<a href="#">100-5400-52102</a>	Utilities	0.00	16,600.00	942.20	5,070.96	11,529.04	69.45 %
<a href="#">100-5400-52105</a>	Government Regulation Fees	0.00	46,500.00	420.53	5,417.47	41,082.53	88.35 %
<a href="#">100-5400-52108</a>	Membership/Subscriptions	0.00	100.00	0.00	0.00	100.00	100.00 %
<a href="#">100-5400-71100</a>	Capital Expenses	0.00	0.00	0.00	0.00	0.00	0.00 %
<b>Department: 5400 - Treated Water Total:</b>		<b>0.00</b>	<b>1,181,142.00</b>	<b>133,673.26</b>	<b>512,881.88</b>	<b>668,260.12</b>	<b>56.58 %</b>
<b>Department: 5600 - Admin</b>							
<a href="#">100-5600-50100</a>	Salaries	0.00	727,176.00	85,320.13	260,821.40	466,354.60	64.13 %
<a href="#">100-5600-50101</a>	Part-time/Temp Staff Wages	0.00	15,000.00	0.00	0.00	15,000.00	100.00 %
<a href="#">100-5600-50102</a>	Overtime	0.00	100.00	0.00	2.47	97.53	97.53 %
<a href="#">100-5600-50103</a>	Automobile Allowance	0.00	7,600.00	500.00	2,000.00	5,600.00	73.68 %
<a href="#">100-5600-50104</a>	Retiree Benefit	0.00	52,608.00	4,086.70	18,051.98	34,556.02	65.69 %
<a href="#">100-5600-50105</a>	Director Compensation	0.00	24,000.00	2,000.00	8,000.00	16,000.00	66.67 %
<a href="#">100-5600-50200</a>	Payroll Taxes	0.00	69,082.00	6,436.14	19,872.26	49,209.74	71.23 %
<a href="#">100-5600-50300</a>	Health Insurance	0.00	129,238.00	4,400.65	52,877.52	76,360.48	59.09 %
<a href="#">100-5600-50302</a>	Insurance - Workers Compensation	0.00	3,657.00	1,071.81	1,071.81	2,585.19	70.69 %
<a href="#">100-5600-50400</a>	PERS Retirement Expense	0.00	62,863.00	7,616.87	23,182.11	39,680.89	63.12 %
<a href="#">100-5600-50401</a>	PERS UAL	0.00	208,081.00	0.00	201,787.84	6,293.16	3.02 %
<a href="#">100-5600-50402</a>	Pension Expense	0.00	0.00	0.00	0.00	0.00	0.00 %
<a href="#">100-5600-50403</a>	Def Comp Retirement Expense	0.00	10,250.00	1,136.76	3,356.20	6,893.80	67.26 %
<a href="#">100-5600-51100</a>	Materials & Supplies	0.00	13,275.00	67.74	1,481.48	11,793.52	88.84 %
<a href="#">100-5600-51101</a>	Durables/Rentals/Leases	0.00	6,800.00	564.83	2,439.89	4,360.11	64.12 %
<a href="#">100-5600-51102</a>	Office Supplies	0.00	23,600.00	2,290.87	8,761.47	14,838.53	62.88 %
<a href="#">100-5600-51103</a>	Safety/PPE Supplies	0.00	1,000.00	708.69	708.69	291.31	29.13 %
<a href="#">100-5600-51104</a>	Software/Licenses	0.00	68,750.00	1,069.77	30,095.46	38,654.54	56.22 %
<a href="#">100-5600-51200</a>	Vehicle Maintenance	0.00	3,250.00	0.00	0.00	3,250.00	100.00 %
<a href="#">100-5600-51201</a>	Vehicle Operating - Fuel	0.00	3,250.00	81.95	583.49	2,666.51	82.05 %
<a href="#">100-5600-51202</a>	Building Maintenance	0.00	0.00	41.81	640.38	-640.38	0.00 %
<a href="#">100-5600-51300</a>	Professional Services	0.00	130,350.00	40,953.35	127,432.15	2,917.85	2.24 %
<a href="#">100-5600-51301</a>	Insurance - General Liability	0.00	93,300.00	66,327.34	107,036.32	-13,736.32	-14.72 %
<a href="#">100-5600-51302</a>	Legal	0.00	85,000.00	19,744.36	42,199.52	42,800.48	50.35 %
<a href="#">100-5600-51303</a>	Audit	0.00	20,000.00	0.00	0.00	20,000.00	100.00 %
<a href="#">100-5600-51304</a>	Board Training/Travel	0.00	17,500.00	2,912.29	3,632.29	13,867.71	79.24 %
<a href="#">100-5600-51305</a>	Accounting	0.00	160,000.00	11,177.50	35,770.20	124,229.80	77.64 %
<a href="#">100-5600-52100</a>	Staff Development/Travel	0.00	29,600.00	5,672.87	16,657.41	12,942.59	43.72 %
<a href="#">100-5600-52102</a>	Utilities	0.00	68,960.00	3,528.34	13,222.24	55,737.76	80.83 %
<a href="#">100-5600-52103</a>	Bank Charges	0.00	1,800.00	0.00	809.14	990.86	55.05 %
<a href="#">100-5600-52104</a>	Payroll Processing Fee	0.00	30,000.00	2,679.20	9,573.33	20,426.67	68.09 %
<a href="#">100-5600-52105</a>	Government Regulation Fees	0.00	11,250.00	0.00	10,366.95	883.05	7.85 %
<a href="#">100-5600-52106</a>	Elections	0.00	9,500.00	0.00	0.00	9,500.00	100.00 %
<a href="#">100-5600-52107</a>	Other Miscellaneous Expense	0.00	1,500.00	0.00	84.16	1,415.84	94.39 %
<a href="#">100-5600-52108</a>	Membership/Subscriptions	0.00	45,265.00	27,774.95	42,304.85	2,960.15	6.54 %
<a href="#">100-5600-52109</a>	Low Income Rate Assistance Progr...	0.00	35,000.00	1,574.88	4,230.56	30,769.44	87.91 %
<a href="#">100-5600-52110</a>	Recruitment	0.00	3,000.00	931.20	931.20	2,068.80	68.96 %

**Budget Report**

**For Fiscal: 2024-2025 Period Ending: 10/31/2024**

		Original Total Budget	Current Total Budget	Period Activity	Fiscal Activity	Variance Favorable (Unfavorable)	Percent Remaining
<a href="#">100-5600-52111</a>	Publications	0.00	0.00	0.00	1,702.38	-1,702.38	0.00 %
<a href="#">100-5600-71100</a>	Capital Expenses	0.00	0.00	0.00	0.00	0.00	0.00 %
<a href="#">100-5600-71201</a>	Interest Expense	0.00	0.00	0.00	0.00	0.00	0.00 %
<b>Department: 5600 - Admin Total:</b>		<b>0.00</b>	<b>2,171,605.00</b>	<b>300,671.00</b>	<b>1,051,687.15</b>	<b>1,119,917.85</b>	<b>51.57 %</b>
<b>Department: 7100 - Capital Outlay</b>							
<a href="#">100-7100-52107</a>	Other Miscellaneous Expense	0.00	0.00	0.00	0.00	0.00	0.00 %
<a href="#">100-7100-71100</a>	Capital Expenses	0.00	0.00	0.00	0.00	0.00	0.00 %
<a href="#">100-7100-71200</a>	Principal Expense	0.00	0.00	0.00	0.00	0.00	0.00 %
<a href="#">100-7100-71300</a>	Depreciation Expense	0.00	0.00	0.00	0.00	0.00	0.00 %
<b>Department: 7100 - Capital Outlay Total:</b>		<b>0.00</b>	<b>0.00</b>	<b>0.00</b>	<b>0.00</b>	<b>0.00</b>	<b>0.00 %</b>
<b>Fund: 100 - Water Fund Surplus (Deficit):</b>		<b>0.00</b>	<b>153,127.00</b>	<b>-482,499.61</b>	<b>-1,313,968.14</b>	<b>-1,467,095.14</b>	<b>958.09 %</b>
<b>Fund: 101 - Retiree Health Fund</b>							
<b>Department: 0000 - Non-departmental</b>							
<a href="#">101-0000-40107</a>	Reimbursements from Retirees	0.00	0.00	0.00	0.00	0.00	0.00 %
<a href="#">101-0000-41100</a>	Interest Income	0.00	0.00	0.00	0.00	0.00	0.00 %
<a href="#">101-0000-41101</a>	Unrealized Gain/Loss	0.00	0.00	0.00	0.00	0.00	0.00 %
<a href="#">101-0000-41200</a>	Penalties	0.00	0.00	0.00	50.42	50.42	0.00 %
<a href="#">101-0000-42100</a>	Other Revenue	0.00	0.00	0.00	0.00	0.00	0.00 %
<a href="#">101-0000-42110</a>	Other Revenue	0.00	0.00	0.00	0.00	0.00	0.00 %
<a href="#">101-0000-50300</a>	Health Insurance	0.00	0.00	0.00	0.00	0.00	0.00 %
<b>Department: 0000 - Non-departmental Surplus (Deficit):</b>		<b>0.00</b>	<b>0.00</b>	<b>0.00</b>	<b>50.42</b>	<b>50.42</b>	<b>0.00 %</b>
<b>Department: 5500 - Customer Service</b>							
<a href="#">101-5500-52104</a>	Payroll Processing Fee	0.00	0.00	0.00	0.00	0.00	0.00 %
<b>Department: 5500 - Customer Service Total:</b>		<b>0.00</b>	<b>0.00</b>	<b>0.00</b>	<b>0.00</b>	<b>0.00</b>	<b>0.00 %</b>
<b>Department: 5600 - Admin</b>							
<a href="#">101-5600-50104</a>	Retiree Benefit	0.00	0.00	254.01	4,173.25	-4,173.25	0.00 %
<a href="#">101-5600-50300</a>	Health Insurance	0.00	0.00	0.00	0.00	0.00	0.00 %
<b>Department: 5600 - Admin Total:</b>		<b>0.00</b>	<b>0.00</b>	<b>254.01</b>	<b>4,173.25</b>	<b>-4,173.25</b>	<b>0.00 %</b>
<b>Fund: 101 - Retiree Health Fund Surplus (Deficit):</b>		<b>0.00</b>	<b>0.00</b>	<b>-254.01</b>	<b>-4,122.83</b>	<b>-4,122.83</b>	<b>0.00 %</b>
<b>Fund: 102 - SMUD Fund</b>							
<b>Department: 0000 - Non-departmental</b>							
<a href="#">102-0000-40106</a>	SMUD Revenue	0.00	135,000.00	0.00	138,781.28	3,781.28	102.80 %
<a href="#">102-0000-41100</a>	Interest Income	0.00	0.00	0.00	0.00	0.00	0.00 %
<a href="#">102-0000-41101</a>	Unrealized Gain/Loss	0.00	0.00	0.00	0.00	0.00	0.00 %
<a href="#">102-0000-42102</a>	Grant Proceeds	0.00	0.00	0.00	0.00	0.00	0.00 %
<a href="#">102-0000-99999</a>	Transfer Out	0.00	0.00	0.00	0.00	0.00	0.00 %
<b>Department: 0000 - Non-departmental Surplus (Deficit):</b>		<b>0.00</b>	<b>135,000.00</b>	<b>0.00</b>	<b>138,781.28</b>	<b>3,781.28</b>	<b>-2.80 %</b>
<b>Fund: 102 - SMUD Fund Surplus (Deficit):</b>		<b>0.00</b>	<b>135,000.00</b>	<b>0.00</b>	<b>138,781.28</b>	<b>3,781.28</b>	<b>-2.80 %</b>
<b>Fund: 103 - Hydroelectric Fund</b>							
<b>Department: 0000 - Non-departmental</b>							
<a href="#">103-0000-40107</a>	Lease Revenue	0.00	55,000.00	8,216.66	28,500.58	-26,499.42	48.18 %
<a href="#">103-0000-41100</a>	Interest Income	0.00	0.00	0.00	0.00	0.00	0.00 %
<a href="#">103-0000-41101</a>	Unrealized Gain/Loss	0.00	0.00	0.00	0.00	0.00	0.00 %
<a href="#">103-0000-41200</a>	Penalties	0.00	0.00	0.00	0.00	0.00	0.00 %
<a href="#">103-0000-42102</a>	Grant Proceeds	0.00	0.00	0.00	0.00	0.00	0.00 %
<a href="#">103-0000-42110</a>	Other Revenue	0.00	0.00	0.00	0.00	0.00	0.00 %
<b>Department: 0000 - Non-departmental Total:</b>		<b>0.00</b>	<b>55,000.00</b>	<b>8,216.66</b>	<b>28,500.58</b>	<b>-26,499.42</b>	<b>48.18 %</b>
<b>Department: 5200 - Raw Water</b>							
<a href="#">103-5200-51100</a>	Materials & Supplies	0.00	0.00	64.10	256.40	-256.40	0.00 %
<a href="#">103-5200-51103</a>	Safety/PPE Supplies	0.00	0.00	0.00	0.00	0.00	0.00 %
<b>Department: 5200 - Raw Water Total:</b>		<b>0.00</b>	<b>0.00</b>	<b>64.10</b>	<b>256.40</b>	<b>-256.40</b>	<b>0.00 %</b>
<b>Department: 5600 - Admin</b>							
<a href="#">103-5600-50100</a>	Salaries	0.00	0.00	0.00	0.00	0.00	0.00 %

Budget Report

For Fiscal: 2024-2025 Period Ending: 10/31/2024

		Original Total Budget	Current Total Budget	Period Activity	Fiscal Activity	Variance Favorable (Unfavorable)	Percent Remaining
<a href="#">103-5600-50101</a>	Part-time/Temp Staff Wages	0.00	0.00	0.00	0.00	0.00	0.00 %
	<b>Department: 5600 - Admin Total:</b>	<b>0.00</b>	<b>0.00</b>	<b>0.00</b>	<b>0.00</b>	<b>0.00</b>	<b>0.00 %</b>
	<b>Department: 5900 - 5900</b>						
<a href="#">103-5900-50101</a>	Part-time/Temp Staff Wages	0.00	0.00	0.00	0.00	0.00	0.00 %
<a href="#">103-5900-50200</a>	Payroll Taxes	0.00	0.00	0.00	0.00	0.00	0.00 %
<a href="#">103-5900-50400</a>	PERS Retirement Expense	0.00	0.00	0.00	0.00	0.00	0.00 %
<a href="#">103-5900-50402</a>	PERS Retirement Expense	0.00	0.00	0.00	0.00	0.00	0.00 %
	<b>Department: 5900 - 5900 Total:</b>	<b>0.00</b>	<b>0.00</b>	<b>0.00</b>	<b>0.00</b>	<b>0.00</b>	<b>0.00 %</b>
	<b>Department: 7100 - Capital Outlay</b>						
<a href="#">103-7100-71100</a>	Capital Expenses	0.00	0.00	0.00	0.00	0.00	0.00 %
	<b>Department: 7100 - Capital Outlay Total:</b>	<b>0.00</b>	<b>0.00</b>	<b>0.00</b>	<b>0.00</b>	<b>0.00</b>	<b>0.00 %</b>
	<b>Fund: 103 - Hydroelectric Fund Surplus (Deficit):</b>	<b>0.00</b>	<b>55,000.00</b>	<b>8,152.56</b>	<b>28,244.18</b>	<b>-26,755.82</b>	<b>48.65 %</b>
	<b>Fund: 110 - Capital Replace Fund</b>						
	<b>Department: 0000 - Non-departmental</b>						
<a href="#">110-0000-39999</a>	Prior Period Adjustment	0.00	0.00	0.00	0.00	0.00	0.00 %
<a href="#">110-0000-41100</a>	Interest Income	0.00	0.00	0.00	0.00	0.00	0.00 %
<a href="#">110-0000-41101</a>	Unrealized Gain/Loss	0.00	0.00	0.00	0.00	0.00	0.00 %
<a href="#">110-0000-42102</a>	Grant Proceeds	0.00	0.00	0.00	0.00	0.00	0.00 %
	<b>Department: 0000 - Non-departmental Surplus (Deficit):</b>	<b>0.00</b>	<b>0.00</b>	<b>0.00</b>	<b>0.00</b>	<b>0.00</b>	<b>0.00 %</b>
	<b>Department: 5300 - Water Treatment</b>						
<a href="#">110-5300-52102</a>	Utilities	0.00	0.00	0.00	0.00	0.00	0.00 %
	<b>Department: 5300 - Water Treatment Total:</b>	<b>0.00</b>	<b>0.00</b>	<b>0.00</b>	<b>0.00</b>	<b>0.00</b>	<b>0.00 %</b>
	<b>Department: 5600 - Admin</b>						
<a href="#">110-5600-50101</a>	Part-time/Temp Staff Wages	0.00	0.00	0.00	0.00	0.00	0.00 %
	<b>Department: 5600 - Admin Total:</b>	<b>0.00</b>	<b>0.00</b>	<b>0.00</b>	<b>0.00</b>	<b>0.00</b>	<b>0.00 %</b>
	<b>Department: 7100 - Capital Outlay</b>						
<a href="#">110-7100-71100</a>	Capital Expenses	0.00	0.00	0.00	0.00	0.00	0.00 %
	<b>Department: 7100 - Capital Outlay Total:</b>	<b>0.00</b>	<b>0.00</b>	<b>0.00</b>	<b>0.00</b>	<b>0.00</b>	<b>0.00 %</b>
	<b>Fund: 110 - Capital Replace Fund Surplus (Deficit):</b>	<b>0.00</b>	<b>0.00</b>	<b>0.00</b>	<b>0.00</b>	<b>0.00</b>	<b>0.00 %</b>
	<b>Fund: 111 - Capital Reserve Fund</b>						
	<b>Department: 0000 - Non-departmental</b>						
<a href="#">111-0000-40107</a>	Lease Revenue	0.00	0.00	0.00	0.00	0.00	0.00 %
<a href="#">111-0000-40109</a>	Water Transfer Revenue	0.00	0.00	0.00	0.00	0.00	0.00 %
<a href="#">111-0000-41100</a>	Interest Income	0.00	0.00	0.00	0.00	0.00	0.00 %
<a href="#">111-0000-41101</a>	Unrealized Gain/Loss	0.00	0.00	0.00	0.00	0.00	0.00 %
<a href="#">111-0000-42102</a>	Grant Proceeds	0.00	3,000,000.00	0.00	0.00	-3,000,000.00	100.00 %
<a href="#">111-0000-49999</a>	Transfer In	0.00	0.00	0.00	0.00	0.00	0.00 %
<a href="#">111-0000-99999</a>	Transfer Out	0.00	0.00	0.00	0.00	0.00	0.00 %
	<b>Department: 0000 - Non-departmental Surplus (Deficit):</b>	<b>0.00</b>	<b>3,000,000.00</b>	<b>0.00</b>	<b>0.00</b>	<b>-3,000,000.00</b>	<b>100.00 %</b>
	<b>Department: 5100 - Source of Supply</b>						
<a href="#">111-5100-51100</a>	Materials & Supplies	0.00	0.00	0.00	0.00	0.00	0.00 %
<a href="#">111-5100-51103</a>	Safety/PPE Supplies	0.00	0.00	0.00	0.00	0.00	0.00 %
	<b>Department: 5100 - Source of Supply Total:</b>	<b>0.00</b>	<b>0.00</b>	<b>0.00</b>	<b>0.00</b>	<b>0.00</b>	<b>0.00 %</b>
	<b>Department: 5400 - Treated Water</b>						
<a href="#">111-5400-41101</a>	Unrealized Gain/Loss	0.00	0.00	0.00	0.00	0.00	0.00 %
	<b>Department: 5400 - Treated Water Total:</b>	<b>0.00</b>	<b>0.00</b>	<b>0.00</b>	<b>0.00</b>	<b>0.00</b>	<b>0.00 %</b>
	<b>Department: 7100 - Capital Outlay</b>						
<a href="#">111-7100-51300</a>	Professional Services	0.00	0.00	0.00	0.00	0.00	0.00 %
<a href="#">111-7100-71100</a>	Capital Expenses	0.00	645,850.00	29,812.72	141,960.67	503,889.33	78.02 %
	<b>Department: 7100 - Capital Outlay Total:</b>	<b>0.00</b>	<b>645,850.00</b>	<b>29,812.72</b>	<b>141,960.67</b>	<b>503,889.33</b>	<b>78.02 %</b>
	<b>Fund: 111 - Capital Reserve Fund Surplus (Deficit):</b>	<b>0.00</b>	<b>2,354,150.00</b>	<b>-29,812.72</b>	<b>-141,960.67</b>	<b>-2,496,110.67</b>	<b>106.03 %</b>
	<b>Fund: 112 - Sweetwater Treatment Plant Fund</b>						
	<b>Department: 0000 - Non-departmental</b>						
<a href="#">112-0000-40104</a>	Supplemental Charge	0.00	665,000.00	110,949.74	219,389.97	-445,610.03	67.01 %

Budget Report

For Fiscal: 2024-2025 Period Ending: 10/31/2024

		Original Total Budget	Current Total Budget	Period Activity	Fiscal Activity	Variance Favorable (Unfavorable)	Percent Remaining
<a href="#">112-0000-41100</a>	Interest Income	0.00	0.00	0.00	0.00	0.00	0.00 %
<a href="#">112-0000-41101</a>	Unrealized Gain/Loss	0.00	0.00	0.00	0.00	0.00	0.00 %
<a href="#">112-0000-42102</a>	Grant Proceeds	0.00	0.00	0.00	0.00	0.00	0.00 %
<b>Department: 0000 - Non-departmental Total:</b>		<b>0.00</b>	<b>665,000.00</b>	<b>110,949.74</b>	<b>219,389.97</b>	<b>-445,610.03</b>	<b>67.01 %</b>
<b>Department: 7100 - Capital Outlay</b>							
<a href="#">112-7100-71100</a>	Capital Expenses	0.00	0.00	0.00	0.00	0.00	0.00 %
<a href="#">112-7100-71200</a>	Principal Expense	0.00	0.00	0.00	0.00	0.00	0.00 %
<a href="#">112-7100-71201</a>	Interest Expense	0.00	0.00	0.00	0.00	0.00	0.00 %
<a href="#">112-7100-71300</a>	Depreciation Expense	0.00	0.00	0.00	0.00	0.00	0.00 %
<b>Department: 7100 - Capital Outlay Total:</b>		<b>0.00</b>	<b>0.00</b>	<b>0.00</b>	<b>0.00</b>	<b>0.00</b>	<b>0.00 %</b>
<b>Fund: 112 - Sweetwater Treatment Plant Fund Surplus (Deficit):</b>		<b>0.00</b>	<b>665,000.00</b>	<b>110,949.74</b>	<b>219,389.97</b>	<b>-445,610.03</b>	<b>67.01 %</b>
<b>Fund: 113 - Caby Grant Fund</b>							
<b>Department: 0000 - Non-departmental</b>							
<a href="#">113-0000-40107</a>	Lease Revenue	0.00	0.00	0.00	0.00	0.00	0.00 %
<a href="#">113-0000-41100</a>	Interest Income	0.00	0.00	0.00	0.00	0.00	0.00 %
<a href="#">113-0000-41101</a>	Unrealized Gain/Loss	0.00	0.00	0.00	0.00	0.00	0.00 %
<a href="#">113-0000-42102</a>	Grant Proceeds	0.00	0.00	0.00	0.00	0.00	0.00 %
<a href="#">113-0000-42110</a>	Other Revenue	0.00	0.00	0.00	0.00	0.00	0.00 %
<a href="#">113-0000-49999</a>	Transfer In	0.00	0.00	0.00	0.00	0.00	0.00 %
<b>Department: 0000 - Non-departmental Total:</b>		<b>0.00</b>	<b>0.00</b>	<b>0.00</b>	<b>0.00</b>	<b>0.00</b>	<b>0.00 %</b>
<b>Department: 5300 - Water Treatment</b>							
<a href="#">113-5300-52102</a>	Utilities	0.00	0.00	0.00	0.00	0.00	0.00 %
<b>Department: 5300 - Water Treatment Total:</b>		<b>0.00</b>	<b>0.00</b>	<b>0.00</b>	<b>0.00</b>	<b>0.00</b>	<b>0.00 %</b>
<b>Department: 5600 - Admin</b>							
<a href="#">113-5600-50101</a>	Part-time/Temp Staff Wages	0.00	0.00	0.00	0.00	0.00	0.00 %
<b>Department: 5600 - Admin Total:</b>		<b>0.00</b>	<b>0.00</b>	<b>0.00</b>	<b>0.00</b>	<b>0.00</b>	<b>0.00 %</b>
<b>Department: 7100 - Capital Outlay</b>							
<a href="#">113-7100-71100</a>	Capital Expenses	0.00	0.00	0.00	0.00	0.00	0.00 %
<a href="#">113-7100-71200</a>	Principal Expense	0.00	0.00	0.00	0.00	0.00	0.00 %
<a href="#">113-7100-71201</a>	Interest Expense	0.00	0.00	0.00	0.00	0.00	0.00 %
<b>Department: 7100 - Capital Outlay Total:</b>		<b>0.00</b>	<b>0.00</b>	<b>0.00</b>	<b>0.00</b>	<b>0.00</b>	<b>0.00 %</b>
<b>Fund: 113 - Caby Grant Fund Surplus (Deficit):</b>		<b>0.00</b>	<b>0.00</b>	<b>0.00</b>	<b>0.00</b>	<b>0.00</b>	<b>0.00 %</b>
<b>Fund: 120 - State Revolving Fund</b>							
<b>Department: 0000 - Non-departmental</b>							
<a href="#">120-0000-41100</a>	Interest Income	0.00	0.00	0.00	479.75	479.75	0.00 %
<a href="#">120-0000-49999</a>	Transfer In	0.00	0.00	0.00	0.00	0.00	0.00 %
<a href="#">120-0000-71201</a>	Interest Expense	0.00	0.00	0.00	0.00	0.00	0.00 %
<b>Department: 0000 - Non-departmental Surplus (Deficit):</b>		<b>0.00</b>	<b>0.00</b>	<b>0.00</b>	<b>479.75</b>	<b>479.75</b>	<b>0.00 %</b>
<b>Department: 7100 - Capital Outlay</b>							
<a href="#">120-7100-71100</a>	Capital Expenses	0.00	0.00	0.00	0.00	0.00	0.00 %
<a href="#">120-7100-71200</a>	Principal Expense	0.00	0.00	0.00	0.00	0.00	0.00 %
<a href="#">120-7100-71201</a>	Interest Expense	0.00	0.00	0.00	1,761.13	-1,761.13	0.00 %
<b>Department: 7100 - Capital Outlay Total:</b>		<b>0.00</b>	<b>0.00</b>	<b>0.00</b>	<b>1,761.13</b>	<b>-1,761.13</b>	<b>0.00 %</b>
<b>Fund: 120 - State Revolving Fund Surplus (Deficit):</b>		<b>0.00</b>	<b>0.00</b>	<b>0.00</b>	<b>-1,281.38</b>	<b>-1,281.38</b>	<b>0.00 %</b>
<b>Fund: 121 - SMER Fund</b>							
<b>Department: 0000 - Non-departmental</b>							
<a href="#">121-0000-41100</a>	Interest Income	0.00	0.00	0.00	0.00	0.00	0.00 %
<a href="#">121-0000-41101</a>	Unrealized Gain/Loss	0.00	0.00	0.00	0.00	0.00	0.00 %
<a href="#">121-0000-42102</a>	Grant Proceeds	0.00	0.00	0.00	0.00	0.00	0.00 %
<b>Department: 0000 - Non-departmental Total:</b>		<b>0.00</b>	<b>0.00</b>	<b>0.00</b>	<b>0.00</b>	<b>0.00</b>	<b>0.00 %</b>
<b>Department: 5100 - Source of Supply</b>							
<a href="#">121-5100-51300</a>	Professional Services	0.00	0.00	0.00	0.00	0.00	0.00 %
<b>Department: 5100 - Source of Supply Total:</b>		<b>0.00</b>	<b>0.00</b>	<b>0.00</b>	<b>0.00</b>	<b>0.00</b>	<b>0.00 %</b>
<b>Fund: 121 - SMER Fund Surplus (Deficit):</b>		<b>0.00</b>	<b>0.00</b>	<b>0.00</b>	<b>0.00</b>	<b>0.00</b>	<b>0.00 %</b>

**Budget Report**

**For Fiscal: 2024-2025 Period Ending: 10/31/2024**

		<b>Original Total Budget</b>	<b>Current Total Budget</b>	<b>Period Activity</b>	<b>Fiscal Activity</b>	<b>Variance Favorable (Unfavorable)</b>	<b>Percent Remaining</b>
<b>Fund: 200 - Zone Fund</b>							
<b>Department: 0000 - Non-departmental</b>							
<a href="#">200-0000-40107</a>	Lease Revenue	0.00	0.00	0.00	0.00	0.00	0.00 %
<a href="#">200-0000-40108</a>	Gain/Loss	0.00	0.00	0.00	0.00	0.00	0.00 %
<a href="#">200-0000-40200</a>	Zone Charges	0.00	192,000.00	34,734.07	68,924.86	-123,075.14	64.10 %
<a href="#">200-0000-40201</a>	Zone Excrow Fee	0.00	12,000.00	3,640.00	5,460.00	-6,540.00	54.50 %
<a href="#">200-0000-41100</a>	Interest Income	0.00	10,000.00	0.00	0.00	-10,000.00	100.00 %
<a href="#">200-0000-41101</a>	Unrealized Gain/Loss	0.00	0.00	0.00	0.00	0.00	0.00 %
<a href="#">200-0000-41200</a>	Penalties	0.00	0.00	0.00	0.00	0.00	0.00 %
<a href="#">200-0000-41301</a>	Septic Design Fee	0.00	3,000.00	0.00	0.00	-3,000.00	100.00 %
<a href="#">200-0000-42102</a>	Grant Proceeds	0.00	0.00	0.00	0.00	0.00	0.00 %
<a href="#">200-0000-49999</a>	Transfer In	0.00	0.00	0.00	0.00	0.00	0.00 %
<a href="#">200-0000-50402</a>	Pension Expense	0.00	0.00	0.00	0.00	0.00	0.00 %
<a href="#">200-0000-99999</a>	Transfer Out	0.00	0.00	0.00	0.00	0.00	0.00 %
	<b>Department: 0000 - Non-departmental Surplus (Deficit):</b>	<b>0.00</b>	<b>217,000.00</b>	<b>38,374.07</b>	<b>74,384.86</b>	<b>-142,615.14</b>	<b>65.72 %</b>
<b>Department: 5100 - Source of Supply</b>							
<a href="#">200-5100-50200</a>	Payroll Taxes	0.00	0.00	0.00	0.00	0.00	0.00 %
	<b>Department: 5100 - Source of Supply Total:</b>	<b>0.00</b>	<b>0.00</b>	<b>0.00</b>	<b>0.00</b>	<b>0.00</b>	<b>0.00 %</b>
<b>Department: 5200 - Raw Water</b>							
<a href="#">200-5200-50200</a>	Payroll Taxes	0.00	0.00	0.00	0.00	0.00	0.00 %
	<b>Department: 5200 - Raw Water Total:</b>	<b>0.00</b>	<b>0.00</b>	<b>0.00</b>	<b>0.00</b>	<b>0.00</b>	<b>0.00 %</b>
<b>Department: 5300 - Water Treatment</b>							
<a href="#">200-5300-50200</a>	Payroll Taxes	0.00	0.00	0.00	0.00	0.00	0.00 %
	<b>Department: 5300 - Water Treatment Total:</b>	<b>0.00</b>	<b>0.00</b>	<b>0.00</b>	<b>0.00</b>	<b>0.00</b>	<b>0.00 %</b>
<b>Department: 5400 - Treated Water</b>							
<a href="#">200-5400-50200</a>	Payroll Taxes	0.00	0.00	0.00	0.00	0.00	0.00 %
	<b>Department: 5400 - Treated Water Total:</b>	<b>0.00</b>	<b>0.00</b>	<b>0.00</b>	<b>0.00</b>	<b>0.00</b>	<b>0.00 %</b>
<b>Department: 5500 - Customer Service</b>							
<a href="#">200-5500-50200</a>	Payroll Taxes	0.00	0.00	0.00	0.00	0.00	0.00 %
	<b>Department: 5500 - Customer Service Total:</b>	<b>0.00</b>	<b>0.00</b>	<b>0.00</b>	<b>0.00</b>	<b>0.00</b>	<b>0.00 %</b>
<b>Department: 5600 - Admin</b>							
<a href="#">200-5600-50200</a>	Payroll Taxes	0.00	0.00	0.00	0.00	0.00	0.00 %
	<b>Department: 5600 - Admin Total:</b>	<b>0.00</b>	<b>0.00</b>	<b>0.00</b>	<b>0.00</b>	<b>0.00</b>	<b>0.00 %</b>
<b>Department: 6100 - ALT Zone Wastewater</b>							
<a href="#">200-6100-50100</a>	Salaries	0.00	168,209.00	19,297.73	57,426.61	110,782.39	65.86 %
<a href="#">200-6100-50101</a>	Part-time/Temp Staff Wages	0.00	0.00	0.00	0.00	0.00	0.00 %
<a href="#">200-6100-50102</a>	Overtime	0.00	400.00	315.81	315.81	84.19	21.05 %
<a href="#">200-6100-50200</a>	Payroll Taxes	0.00	15,980.00	1,445.42	4,268.48	11,711.52	73.29 %
<a href="#">200-6100-50300</a>	Health Insurance	0.00	39,795.00	3,395.93	16,696.26	23,098.74	58.04 %
<a href="#">200-6100-50302</a>	Insurance - Workers Compensation	0.00	2,435.00	505.91	505.91	1,929.09	79.22 %
<a href="#">200-6100-50400</a>	PERS Retirement Expense	0.00	13,289.00	1,713.41	4,987.56	8,301.44	62.47 %
<a href="#">200-6100-50401</a>	PERS UAL	0.00	45,518.00	0.00	44,141.09	1,376.91	3.02 %
<a href="#">200-6100-50402</a>	Pension Expense	0.00	0.00	0.00	0.00	0.00	0.00 %
<a href="#">200-6100-50403</a>	Def Comp Retirement Expense	0.00	0.00	0.00	0.00	0.00	0.00 %
<a href="#">200-6100-51100</a>	Materials & Supplies	0.00	5,800.00	0.00	785.74	5,014.26	86.45 %
<a href="#">200-6100-51101</a>	Durables/Rentals/Leases	0.00	1,200.00	0.00	0.00	1,200.00	100.00 %
<a href="#">200-6100-51103</a>	Safety/PPE Supplies	0.00	2,900.00	485.51	1,097.72	1,802.28	62.15 %
<a href="#">200-6100-51104</a>	Software/Licenses	0.00	715.00	59.00	417.50	297.50	41.61 %
<a href="#">200-6100-51200</a>	Vehicle Maintenance	0.00	3,900.00	1,103.13	1,344.39	2,555.61	65.53 %
<a href="#">200-6100-51201</a>	Vehicle Operating - Fuel	0.00	7,000.00	538.33	1,870.35	5,129.65	73.28 %
<a href="#">200-6100-51300</a>	Professional Services	0.00	73,500.00	1,423.64	4,239.64	69,260.36	94.23 %
<a href="#">200-6100-51301</a>	Insurance - General Liability	0.00	5,162.00	5,767.59	5,767.59	-605.59	-11.73 %
<a href="#">200-6100-52100</a>	Staff Development/Certifications	0.00	2,669.00	525.00	1,385.00	1,284.00	48.11 %
<a href="#">200-6100-52102</a>	Utilities	0.00	11,500.00	733.90	3,645.73	7,854.27	68.30 %
<a href="#">200-6100-52105</a>	Government Regulation Fees	0.00	65,700.00	0.00	4,143.00	61,557.00	93.69 %
<a href="#">200-6100-52108</a>	Membership/Subscriptions	0.00	0.00	0.00	0.00	0.00	0.00 %

Budget Report

For Fiscal: 2024-2025 Period Ending: 10/31/2024

	Original Total Budget	Current Total Budget	Period Activity	Fiscal Activity	Variance Favorable (Unfavorable)	Percent Remaining
<a href="#">200-6100-71100</a> Capital Expenses	0.00	0.00	0.00	0.00	0.00	0.00 %
<b>Department: 6100 - ALT Zone Wastewater Total:</b>	<b>0.00</b>	<b>465,672.00</b>	<b>37,310.31</b>	<b>153,038.38</b>	<b>312,633.62</b>	<b>67.14 %</b>
<b>Department: 7100 - Capital Outlay</b>						
<a href="#">200-7100-71100</a> Capital Expenses	0.00	0.00	0.00	0.00	0.00	0.00 %
<a href="#">200-7100-71300</a> Depreciation Expense	0.00	0.00	0.00	0.00	0.00	0.00 %
<b>Department: 7100 - Capital Outlay Total:</b>	<b>0.00</b>	<b>0.00</b>	<b>0.00</b>	<b>0.00</b>	<b>0.00</b>	<b>0.00 %</b>
<b>Fund: 200 - Zone Fund Surplus (Deficit):</b>	<b>0.00</b>	<b>-248,672.00</b>	<b>1,063.76</b>	<b>-78,653.52</b>	<b>170,018.48</b>	<b>68.37 %</b>
<b>Fund: 210 - CDS Capital Reserve Fund</b>						
<b>Department: 0000 - Non-departmental</b>						
<a href="#">210-0000-41100</a> Interest Income	0.00	0.00	0.00	0.00	0.00	0.00 %
<a href="#">210-0000-41101</a> Unrealized Gain/Loss	0.00	0.00	0.00	0.00	0.00	0.00 %
<a href="#">210-0000-41200</a> Penalties	0.00	0.00	0.00	0.00	0.00	0.00 %
<a href="#">210-0000-42102</a> Grant Proceeds	0.00	0.00	0.00	0.00	0.00	0.00 %
<a href="#">210-0000-49999</a> Transfer In	0.00	0.00	0.00	0.00	0.00	0.00 %
<a href="#">210-0000-99999</a> Transfer Out	0.00	0.00	0.00	0.00	0.00	0.00 %
<b>Department: 0000 - Non-departmental Surplus (Deficit):</b>	<b>0.00</b>	<b>0.00</b>	<b>0.00</b>	<b>0.00</b>	<b>0.00</b>	<b>0.00 %</b>
<b>Department: 6100 - ALT Zone Wastewater</b>						
<a href="#">210-6100-51100</a> Materials & Supplies	0.00	0.00	0.00	0.00	0.00	0.00 %
<a href="#">210-6100-51101</a> Durables/Rentals/Leases	0.00	0.00	0.00	0.00	0.00	0.00 %
<a href="#">210-6100-51300</a> Professional Services	0.00	0.00	0.00	0.00	0.00	0.00 %
<b>Department: 6100 - ALT Zone Wastewater Total:</b>	<b>0.00</b>	<b>0.00</b>	<b>0.00</b>	<b>0.00</b>	<b>0.00</b>	<b>0.00 %</b>
<b>Department: 7100 - Capital Outlay</b>						
<a href="#">210-7100-71100</a> Capital Expenses	0.00	51,500.00	0.00	0.00	51,500.00	100.00 %
<b>Department: 7100 - Capital Outlay Total:</b>	<b>0.00</b>	<b>51,500.00</b>	<b>0.00</b>	<b>0.00</b>	<b>51,500.00</b>	<b>100.00 %</b>
<b>Fund: 210 - CDS Capital Reserve Fund Surplus (Deficit):</b>	<b>0.00</b>	<b>-51,500.00</b>	<b>0.00</b>	<b>0.00</b>	<b>51,500.00</b>	<b>100.00 %</b>
<b>Fund: 211 - CDS M &amp; O Fund</b>						
<b>Department: 0000 - Non-departmental</b>						
<a href="#">211-0000-41100</a> Interest Income	0.00	0.00	0.00	0.00	0.00	0.00 %
<a href="#">211-0000-41101</a> Unrealized Gain/Loss	0.00	0.00	0.00	0.00	0.00	0.00 %
<b>Department: 0000 - Non-departmental Total:</b>	<b>0.00</b>	<b>0.00</b>	<b>0.00</b>	<b>0.00</b>	<b>0.00</b>	<b>0.00 %</b>
<b>Department: 6100 - ALT Zone Wastewater</b>						
<a href="#">211-6100-71400</a> Loan Expense	0.00	0.00	0.00	0.00	0.00	0.00 %
<b>Department: 6100 - ALT Zone Wastewater Total:</b>	<b>0.00</b>	<b>0.00</b>	<b>0.00</b>	<b>0.00</b>	<b>0.00</b>	<b>0.00 %</b>
<b>Department: 7100 - Capital Outlay</b>						
<a href="#">211-7100-71100</a> Capital Expenses	0.00	0.00	0.00	0.00	0.00	0.00 %
<b>Department: 7100 - Capital Outlay Total:</b>	<b>0.00</b>	<b>0.00</b>	<b>0.00</b>	<b>0.00</b>	<b>0.00</b>	<b>0.00 %</b>
<b>Fund: 211 - CDS M &amp; O Fund Surplus (Deficit):</b>	<b>0.00</b>	<b>0.00</b>	<b>0.00</b>	<b>0.00</b>	<b>0.00</b>	<b>0.00 %</b>
<b>Fund: 400 - Capital Facility Charge Fund</b>						
<b>Department: 0000 - Non-departmental</b>						
<a href="#">400-0000-40300</a> Capital Facility Charge	0.00	0.00	0.00	0.00	0.00	0.00 %
<a href="#">400-0000-40301</a> Pipeline Fund	0.00	0.00	0.00	0.00	0.00	0.00 %
<a href="#">400-0000-41100</a> Interest Income	0.00	0.00	0.00	0.00	0.00	0.00 %
<a href="#">400-0000-41101</a> Unrealized Gain/Loss	0.00	0.00	0.00	0.00	0.00	0.00 %
<a href="#">400-0000-41200</a> Penalties	0.00	0.00	0.00	0.00	0.00	0.00 %
<a href="#">400-0000-42102</a> Grant Proceeds	0.00	0.00	0.00	0.00	0.00	0.00 %
<b>Department: 0000 - Non-departmental Total:</b>	<b>0.00</b>	<b>0.00</b>	<b>0.00</b>	<b>0.00</b>	<b>0.00</b>	<b>0.00 %</b>
<b>Department: 7100 - Capital Outlay</b>						
<a href="#">400-7100-50200</a> Payroll Taxes	0.00	0.00	0.00	0.00	0.00	0.00 %
<a href="#">400-7100-50300</a> Health Insurance	0.00	0.00	0.00	0.00	0.00	0.00 %
<a href="#">400-7100-50400</a> PERS Retirement Expense	0.00	0.00	0.00	0.00	0.00	0.00 %
<a href="#">400-7100-71100</a> Capital Expenses	0.00	0.00	0.00	0.00	0.00	0.00 %
<b>Department: 7100 - Capital Outlay Total:</b>	<b>0.00</b>	<b>0.00</b>	<b>0.00</b>	<b>0.00</b>	<b>0.00</b>	<b>0.00 %</b>
<b>Fund: 400 - Capital Facility Charge Fund Surplus (Deficit):</b>	<b>0.00</b>	<b>0.00</b>	<b>0.00</b>	<b>0.00</b>	<b>0.00</b>	<b>0.00 %</b>

**Budget Report**

**For Fiscal: 2024-2025 Period Ending: 10/31/2024**

		Original Total Budget	Current Total Budget	Period Activity	Fiscal Activity	Variance Favorable (Unfavorable)	Percent Remaining
<b>Fund: 401 - Water Development Fund</b>							
<b>Department: 0000 - Non-departmental</b>							
<a href="#">401-0000-41100</a>	Interest Income	0.00	0.00	0.00	0.00	0.00	0.00 %
<a href="#">401-0000-41101</a>	Unrealized Gain/Loss	0.00	0.00	0.00	0.00	0.00	0.00 %
	<b>Department: 0000 - Non-departmental Total:</b>	<b>0.00</b>	<b>0.00</b>	<b>0.00</b>	<b>0.00</b>	<b>0.00</b>	<b>0.00 %</b>
<b>Department: 5100 - Source of Supply</b>							
<a href="#">401-5100-51300</a>	Professional Services	0.00	0.00	0.00	0.00	0.00	0.00 %
	<b>Department: 5100 - Source of Supply Total:</b>	<b>0.00</b>	<b>0.00</b>	<b>0.00</b>	<b>0.00</b>	<b>0.00</b>	<b>0.00 %</b>
<b>Department: 7100 - Capital Outlay</b>							
<a href="#">401-7100-71100</a>	Capital Expenses	0.00	0.00	0.00	0.00	0.00	0.00 %
	<b>Department: 7100 - Capital Outlay Total:</b>	<b>0.00</b>	<b>0.00</b>	<b>0.00</b>	<b>0.00</b>	<b>0.00</b>	<b>0.00 %</b>
	<b>Fund: 401 - Water Development Fund Surplus (Deficit):</b>	<b>0.00</b>	<b>0.00</b>	<b>0.00</b>	<b>0.00</b>	<b>0.00</b>	<b>0.00 %</b>
<b>Fund: 500 - Stewart Mine Fund</b>							
<b>Department: 0000 - Non-departmental</b>							
<a href="#">500-0000-40105</a>	Property Tax Revenue	0.00	0.00	0.00	-549.90	-549.90	0.00 %
<a href="#">500-0000-41100</a>	Interest Income	0.00	0.00	0.00	0.00	0.00	0.00 %
<a href="#">500-0000-41101</a>	Unrealized Gain/Loss	0.00	0.00	0.00	0.00	0.00	0.00 %
<a href="#">500-0000-51300</a>	Professional Services	0.00	0.00	440.29	440.29	-440.29	0.00 %
<a href="#">500-0000-52107</a>	Other Miscellaneous Expense	0.00	0.00	0.00	0.00	0.00	0.00 %
<a href="#">500-0000-71201</a>	Interest Expense	0.00	0.00	0.00	0.00	0.00	0.00 %
	<b>Department: 0000 - Non-departmental Surplus (Deficit):</b>	<b>0.00</b>	<b>0.00</b>	<b>-440.29</b>	<b>-990.19</b>	<b>-990.19</b>	<b>0.00 %</b>
<b>Department: 7100 - Capital Outlay</b>							
<a href="#">500-7100-71201</a>	Interest Expense	0.00	0.00	0.00	-2,150.50	2,150.50	0.00 %
	<b>Department: 7100 - Capital Outlay Total:</b>	<b>0.00</b>	<b>0.00</b>	<b>0.00</b>	<b>-2,150.50</b>	<b>2,150.50</b>	<b>0.00 %</b>
	<b>Fund: 500 - Stewart Mine Fund Surplus (Deficit):</b>	<b>0.00</b>	<b>0.00</b>	<b>-440.29</b>	<b>1,160.31</b>	<b>1,160.31</b>	<b>0.00 %</b>
<b>Fund: 501 - Garden Valley Fund</b>							
<b>Department: 0000 - Non-departmental</b>							
<a href="#">501-0000-41100</a>	Interest Income	0.00	0.00	0.00	0.00	0.00	0.00 %
<a href="#">501-0000-41101</a>	Unrealized Gain/Loss	0.00	0.00	0.00	0.00	0.00	0.00 %
	<b>Department: 0000 - Non-departmental Total:</b>	<b>0.00</b>	<b>0.00</b>	<b>0.00</b>	<b>0.00</b>	<b>0.00</b>	<b>0.00 %</b>
	<b>Fund: 501 - Garden Valley Fund Total:</b>	<b>0.00</b>	<b>0.00</b>	<b>0.00</b>	<b>0.00</b>	<b>0.00</b>	<b>0.00 %</b>
<b>Fund: 502 - Kelsey North Fund</b>							
<b>Department: 0000 - Non-departmental</b>							
<a href="#">502-0000-40105</a>	Property Tax Revenue	0.00	0.00	0.00	-873.65	-873.65	0.00 %
<a href="#">502-0000-41100</a>	Interest Income	0.00	0.00	0.00	0.00	0.00	0.00 %
<a href="#">502-0000-41101</a>	Unrealized Gain/Loss	0.00	0.00	0.00	0.00	0.00	0.00 %
<a href="#">502-0000-51300</a>	Professional Services	0.00	0.00	840.57	840.57	-840.57	0.00 %
<a href="#">502-0000-52107</a>	Other Miscellaneous Expense	0.00	0.00	0.00	0.00	0.00	0.00 %
<a href="#">502-0000-71201</a>	Interest Expense	0.00	0.00	0.00	864.32	-864.32	0.00 %
	<b>Department: 0000 - Non-departmental Surplus (Deficit):</b>	<b>0.00</b>	<b>0.00</b>	<b>-840.57</b>	<b>-2,578.54</b>	<b>-2,578.54</b>	<b>0.00 %</b>
<b>Department: 7100 - Capital Outlay</b>							
<a href="#">502-7100-52107</a>	Other Miscellaneous Expense	0.00	0.00	0.00	0.00	0.00	0.00 %
<a href="#">502-7100-71100</a>	Capital Expenses	0.00	0.00	0.00	0.00	0.00	0.00 %
<a href="#">502-7100-71201</a>	Interest Expense	0.00	0.00	0.00	0.00	0.00	0.00 %
	<b>Department: 7100 - Capital Outlay Total:</b>	<b>0.00</b>	<b>0.00</b>	<b>0.00</b>	<b>0.00</b>	<b>0.00</b>	<b>0.00 %</b>
	<b>Fund: 502 - Kelsey North Fund Surplus (Deficit):</b>	<b>0.00</b>	<b>0.00</b>	<b>-840.57</b>	<b>-2,578.54</b>	<b>-2,578.54</b>	<b>0.00 %</b>
<b>Fund: 503 - Bayne Rd Bend Fund</b>							
<b>Department: 0000 - Non-departmental</b>							
<a href="#">503-0000-41100</a>	Interest Income	0.00	0.00	0.00	0.00	0.00	0.00 %
<a href="#">503-0000-41101</a>	Unrealized Gain/Loss	0.00	0.00	0.00	0.00	0.00	0.00 %
	<b>Department: 0000 - Non-departmental Total:</b>	<b>0.00</b>	<b>0.00</b>	<b>0.00</b>	<b>0.00</b>	<b>0.00</b>	<b>0.00 %</b>
	<b>Fund: 503 - Bayne Rd Bend Fund Total:</b>	<b>0.00</b>	<b>0.00</b>	<b>0.00</b>	<b>0.00</b>	<b>0.00</b>	<b>0.00 %</b>

**Budget Report**

**For Fiscal: 2024-2025 Period Ending: 10/31/2024**

	Original Total Budget	Current Total Budget	Period Activity	Fiscal Activity	Variance Favorable (Unfavorable)	Percent Remaining
<b>Fund: 504 - Kelsey South Fund</b>						
<b>Department: 0000 - Non-departmental</b>						
<a href="#">504-0000-41100</a> Interest Income	0.00	0.00	0.00	0.00	0.00	0.00 %
<a href="#">504-0000-41101</a> Unrealized Gain/Loss	0.00	0.00	0.00	0.00	0.00	0.00 %
<b>Department: 0000 - Non-departmental Total:</b>	<b>0.00</b>	<b>0.00</b>	<b>0.00</b>	<b>0.00</b>	<b>0.00</b>	<b>0.00 %</b>
<b>Department: 7100 - Capital Outlay</b>						
<a href="#">504-7100-71100</a> Capital Expenses	0.00	0.00	0.00	0.00	0.00	0.00 %
<a href="#">504-7100-71201</a> Interest Expense	0.00	0.00	0.00	0.00	0.00	0.00 %
<b>Department: 7100 - Capital Outlay Total:</b>	<b>0.00</b>	<b>0.00</b>	<b>0.00</b>	<b>0.00</b>	<b>0.00</b>	<b>0.00 %</b>
<b>Fund: 504 - Kelsey South Fund Surplus (Deficit):</b>	<b>0.00</b>	<b>0.00</b>	<b>0.00</b>	<b>0.00</b>	<b>0.00</b>	<b>0.00 %</b>
<b>Fund: 506 - Pilot Hill South Fund</b>						
<b>Department: 0000 - Non-departmental</b>						
<a href="#">506-0000-41100</a> Interest Income	0.00	0.00	0.00	0.00	0.00	0.00 %
<b>Department: 0000 - Non-departmental Total:</b>	<b>0.00</b>	<b>0.00</b>	<b>0.00</b>	<b>0.00</b>	<b>0.00</b>	<b>0.00 %</b>
<b>Department: 7100 - Capital Outlay</b>						
<a href="#">506-7100-71100</a> Capital Expenses	0.00	0.00	0.00	0.00	0.00	0.00 %
<b>Department: 7100 - Capital Outlay Total:</b>	<b>0.00</b>	<b>0.00</b>	<b>0.00</b>	<b>0.00</b>	<b>0.00</b>	<b>0.00 %</b>
<b>Fund: 506 - Pilot Hill South Fund Surplus (Deficit):</b>	<b>0.00</b>	<b>0.00</b>	<b>0.00</b>	<b>0.00</b>	<b>0.00</b>	<b>0.00 %</b>
<b>Report Surplus (Deficit):</b>	<b>0.00</b>	<b>3,062,105.00</b>	<b>-393,681.14</b>	<b>-1,154,989.34</b>	<b>-4,217,094.34</b>	<b>137.72 %</b>



**Group Summary**

Departmen...	Original Total Budget	Current Total Budget	Period Activity	Fiscal Activity	Variance Favorable (Unfavorable)	Percent Remaining
<b>Fund: 100 - Water Fund</b>						
0000 - Non-departmental	0.00	5,900,500.00	160,302.89	1,267,359.68	-4,633,140.32	78.52 %
5100 - Source of Supply	0.00	725,456.00	33,561.76	271,618.94	453,837.06	62.56 %
5200 - Raw Water	0.00	720,878.00	69,629.85	332,471.33	388,406.67	53.88 %
5300 - Water Treatment	0.00	948,292.00	105,266.63	412,668.52	535,623.48	56.48 %
5400 - Treated Water	0.00	1,181,142.00	133,673.26	512,881.88	668,260.12	56.58 %
5600 - Admin	0.00	2,171,605.00	300,671.00	1,051,687.15	1,119,917.85	51.57 %
7100 - Capital Outlay	0.00	0.00	0.00	0.00	0.00	0.00 %
<b>Fund: 100 - Water Fund Surplus (Deficit):</b>	<b>0.00</b>	<b>153,127.00</b>	<b>-482,499.61</b>	<b>-1,313,968.14</b>	<b>-1,467,095.14</b>	<b>958.09 %</b>
<b>Fund: 101 - Retiree Health Fund</b>						
0000 - Non-departmental	0.00	0.00	0.00	50.42	50.42	0.00 %
5500 - Customer Service	0.00	0.00	0.00	0.00	0.00	0.00 %
5600 - Admin	0.00	0.00	254.01	4,173.25	-4,173.25	0.00 %
<b>Fund: 101 - Retiree Health Fund Surplus (Deficit):</b>	<b>0.00</b>	<b>0.00</b>	<b>-254.01</b>	<b>-4,122.83</b>	<b>-4,122.83</b>	<b>0.00 %</b>
<b>Fund: 102 - SMUD Fund</b>						
0000 - Non-departmental	0.00	135,000.00	0.00	138,781.28	3,781.28	-2.80 %
<b>Fund: 102 - SMUD Fund Surplus (Deficit):</b>	<b>0.00</b>	<b>135,000.00</b>	<b>0.00</b>	<b>138,781.28</b>	<b>3,781.28</b>	<b>-2.80 %</b>
<b>Fund: 103 - Hydroelectric Fund</b>						
0000 - Non-departmental	0.00	55,000.00	8,216.66	28,500.58	-26,499.42	48.18 %
5200 - Raw Water	0.00	0.00	64.10	256.40	-256.40	0.00 %
5600 - Admin	0.00	0.00	0.00	0.00	0.00	0.00 %
5900 - 5900	0.00	0.00	0.00	0.00	0.00	0.00 %
7100 - Capital Outlay	0.00	0.00	0.00	0.00	0.00	0.00 %
<b>Fund: 103 - Hydroelectric Fund Surplus (Deficit):</b>	<b>0.00</b>	<b>55,000.00</b>	<b>8,152.56</b>	<b>28,244.18</b>	<b>-26,755.82</b>	<b>48.65 %</b>
<b>Fund: 110 - Capital Replace Fund</b>						
0000 - Non-departmental	0.00	0.00	0.00	0.00	0.00	0.00 %
5300 - Water Treatment	0.00	0.00	0.00	0.00	0.00	0.00 %
5600 - Admin	0.00	0.00	0.00	0.00	0.00	0.00 %
7100 - Capital Outlay	0.00	0.00	0.00	0.00	0.00	0.00 %
<b>Fund: 110 - Capital Replace Fund Surplus (Deficit):</b>	<b>0.00</b>	<b>0.00</b>	<b>0.00</b>	<b>0.00</b>	<b>0.00</b>	<b>0.00 %</b>
<b>Fund: 111 - Capital Reserve Fund</b>						
0000 - Non-departmental	0.00	3,000,000.00	0.00	0.00	-3,000,000.00	100.00 %
5100 - Source of Supply	0.00	0.00	0.00	0.00	0.00	0.00 %
5400 - Treated Water	0.00	0.00	0.00	0.00	0.00	0.00 %
7100 - Capital Outlay	0.00	645,850.00	29,812.72	141,960.67	503,889.33	78.02 %
<b>Fund: 111 - Capital Reserve Fund Surplus (Deficit):</b>	<b>0.00</b>	<b>2,354,150.00</b>	<b>-29,812.72</b>	<b>-141,960.67</b>	<b>-2,496,110.67</b>	<b>106.03 %</b>
<b>Fund: 112 - Sweetwater Treatment Plant Fund</b>						
0000 - Non-departmental	0.00	665,000.00	110,949.74	219,389.97	-445,610.03	67.01 %
7100 - Capital Outlay	0.00	0.00	0.00	0.00	0.00	0.00 %
<b>Fund: 112 - Sweetwater Treatment Plant Fund Surplus (Deficit):</b>	<b>0.00</b>	<b>665,000.00</b>	<b>110,949.74</b>	<b>219,389.97</b>	<b>-445,610.03</b>	<b>67.01 %</b>
<b>Fund: 113 - Caby Grant Fund</b>						
0000 - Non-departmental	0.00	0.00	0.00	0.00	0.00	0.00 %
5300 - Water Treatment	0.00	0.00	0.00	0.00	0.00	0.00 %
5600 - Admin	0.00	0.00	0.00	0.00	0.00	0.00 %
7100 - Capital Outlay	0.00	0.00	0.00	0.00	0.00	0.00 %
<b>Fund: 113 - Caby Grant Fund Surplus (Deficit):</b>	<b>0.00</b>	<b>0.00</b>	<b>0.00</b>	<b>0.00</b>	<b>0.00</b>	<b>0.00 %</b>
<b>Fund: 120 - State Revolving Fund</b>						
0000 - Non-departmental	0.00	0.00	0.00	479.75	479.75	0.00 %
7100 - Capital Outlay	0.00	0.00	0.00	1,761.13	-1,761.13	0.00 %
<b>Fund: 120 - State Revolving Fund Surplus (Deficit):</b>	<b>0.00</b>	<b>0.00</b>	<b>0.00</b>	<b>-1,281.38</b>	<b>-1,281.38</b>	<b>0.00 %</b>
<b>Fund: 121 - SMER Fund</b>						
0000 - Non-departmental	0.00	0.00	0.00	0.00	0.00	0.00 %

**Budget Report**

**For Fiscal: 2024-2025 Period Ending: 10/31/2024**

Department...	Original Total Budget	Current Total Budget	Period Activity	Fiscal Activity	Variance Favorable (Unfavorable)	Percent Remaining
5100 - Source of Supply	0.00	0.00	0.00	0.00	0.00	0.00 %
<b>Fund: 121 - SMER Fund Surplus (Deficit):</b>	<b>0.00</b>	<b>0.00</b>	<b>0.00</b>	<b>0.00</b>	<b>0.00</b>	<b>0.00 %</b>
<b>Fund: 200 - Zone Fund</b>						
0000 - Non-departmental	0.00	217,000.00	38,374.07	74,384.86	-142,615.14	65.72 %
5100 - Source of Supply	0.00	0.00	0.00	0.00	0.00	0.00 %
5200 - Raw Water	0.00	0.00	0.00	0.00	0.00	0.00 %
5300 - Water Treatment	0.00	0.00	0.00	0.00	0.00	0.00 %
5400 - Treated Water	0.00	0.00	0.00	0.00	0.00	0.00 %
5500 - Customer Service	0.00	0.00	0.00	0.00	0.00	0.00 %
5600 - Admin	0.00	0.00	0.00	0.00	0.00	0.00 %
6100 - ALT Zone Wastewater	0.00	465,672.00	37,310.31	153,038.38	312,633.62	67.14 %
7100 - Capital Outlay	0.00	0.00	0.00	0.00	0.00	0.00 %
<b>Fund: 200 - Zone Fund Surplus (Deficit):</b>	<b>0.00</b>	<b>-248,672.00</b>	<b>1,063.76</b>	<b>-78,653.52</b>	<b>170,018.48</b>	<b>68.37 %</b>
<b>Fund: 210 - CDS Capital Reserve Fund</b>						
0000 - Non-departmental	0.00	0.00	0.00	0.00	0.00	0.00 %
6100 - ALT Zone Wastewater	0.00	0.00	0.00	0.00	0.00	0.00 %
7100 - Capital Outlay	0.00	51,500.00	0.00	0.00	51,500.00	100.00 %
<b>Fund: 210 - CDS Capital Reserve Fund Surplus (Deficit):</b>	<b>0.00</b>	<b>-51,500.00</b>	<b>0.00</b>	<b>0.00</b>	<b>51,500.00</b>	<b>100.00 %</b>
<b>Fund: 211 - CDS M &amp; O Fund</b>						
0000 - Non-departmental	0.00	0.00	0.00	0.00	0.00	0.00 %
6100 - ALT Zone Wastewater	0.00	0.00	0.00	0.00	0.00	0.00 %
7100 - Capital Outlay	0.00	0.00	0.00	0.00	0.00	0.00 %
<b>Fund: 211 - CDS M &amp; O Fund Surplus (Deficit):</b>	<b>0.00</b>	<b>0.00</b>	<b>0.00</b>	<b>0.00</b>	<b>0.00</b>	<b>0.00 %</b>
<b>Fund: 400 - Capital Facility Charge Fund</b>						
0000 - Non-departmental	0.00	0.00	0.00	0.00	0.00	0.00 %
7100 - Capital Outlay	0.00	0.00	0.00	0.00	0.00	0.00 %
<b>Fund: 400 - Capital Facility Charge Fund Surplus (Deficit):</b>	<b>0.00</b>	<b>0.00</b>	<b>0.00</b>	<b>0.00</b>	<b>0.00</b>	<b>0.00 %</b>
<b>Fund: 401 - Water Development Fund</b>						
0000 - Non-departmental	0.00	0.00	0.00	0.00	0.00	0.00 %
5100 - Source of Supply	0.00	0.00	0.00	0.00	0.00	0.00 %
7100 - Capital Outlay	0.00	0.00	0.00	0.00	0.00	0.00 %
<b>Fund: 401 - Water Development Fund Surplus (Deficit):</b>	<b>0.00</b>	<b>0.00</b>	<b>0.00</b>	<b>0.00</b>	<b>0.00</b>	<b>0.00 %</b>
<b>Fund: 500 - Stewart Mine Fund</b>						
0000 - Non-departmental	0.00	0.00	-440.29	-990.19	-990.19	0.00 %
7100 - Capital Outlay	0.00	0.00	0.00	-2,150.50	2,150.50	0.00 %
<b>Fund: 500 - Stewart Mine Fund Surplus (Deficit):</b>	<b>0.00</b>	<b>0.00</b>	<b>-440.29</b>	<b>1,160.31</b>	<b>1,160.31</b>	<b>0.00 %</b>
<b>Fund: 501 - Garden Valley Fund</b>						
0000 - Non-departmental	0.00	0.00	0.00	0.00	0.00	0.00 %
<b>Fund: 501 - Garden Valley Fund Total:</b>	<b>0.00</b>	<b>0.00</b>	<b>0.00</b>	<b>0.00</b>	<b>0.00</b>	<b>0.00 %</b>
<b>Fund: 502 - Kelsey North Fund</b>						
0000 - Non-departmental	0.00	0.00	-840.57	-2,578.54	-2,578.54	0.00 %
7100 - Capital Outlay	0.00	0.00	0.00	0.00	0.00	0.00 %
<b>Fund: 502 - Kelsey North Fund Surplus (Deficit):</b>	<b>0.00</b>	<b>0.00</b>	<b>-840.57</b>	<b>-2,578.54</b>	<b>-2,578.54</b>	<b>0.00 %</b>
<b>Fund: 503 - Bayne Rd Bend Fund</b>						
0000 - Non-departmental	0.00	0.00	0.00	0.00	0.00	0.00 %
<b>Fund: 503 - Bayne Rd Bend Fund Total:</b>	<b>0.00</b>	<b>0.00</b>	<b>0.00</b>	<b>0.00</b>	<b>0.00</b>	<b>0.00 %</b>
<b>Fund: 504 - Kelsey South Fund</b>						
0000 - Non-departmental	0.00	0.00	0.00	0.00	0.00	0.00 %
7100 - Capital Outlay	0.00	0.00	0.00	0.00	0.00	0.00 %
<b>Fund: 504 - Kelsey South Fund Surplus (Deficit):</b>	<b>0.00</b>	<b>0.00</b>	<b>0.00</b>	<b>0.00</b>	<b>0.00</b>	<b>0.00 %</b>
<b>Fund: 506 - Pilot Hill South Fund</b>						
0000 - Non-departmental	0.00	0.00	0.00	0.00	0.00	0.00 %

**Budget Report**

**For Fiscal: 2024-2025 Period Ending: 10/31/2024**

Departmen...	Original Total Budget	Current Total Budget	Period Activity	Fiscal Activity	Variance Favorable (Unfavorable)	Percent Remaining
7100 - Capital Outlay	0.00	0.00	0.00	0.00	0.00	0.00 %
<b>Fund: 506 - Pilot Hill South Fund Surplus (Deficit):</b>	<b>0.00</b>	<b>0.00</b>	<b>0.00</b>	<b>0.00</b>	<b>0.00</b>	<b>0.00 %</b>
<b>Report Surplus (Deficit):</b>	<b>0.00</b>	<b>3,062,105.00</b>	<b>-393,681.14</b>	<b>-1,154,989.34</b>	<b>-4,217,094.34</b>	<b>137.72 %</b>

**Fund Summary**

Fund	Original Total Budget	Current Total Budget	Period Activity	Fiscal Activity	Variance Favorable (Unfavorable)
100 - Water Fund	0.00	153,127.00	-482,499.61	-1,313,968.14	-1,467,095.14
101 - Retiree Health Fund	0.00	0.00	-254.01	-4,122.83	-4,122.83
102 - SMUD Fund	0.00	135,000.00	0.00	138,781.28	3,781.28
103 - Hydroelectric Fund	0.00	55,000.00	8,152.56	28,244.18	-26,755.82
110 - Capital Replace Fund	0.00	0.00	0.00	0.00	0.00
111 - Capital Reserve Fund	0.00	2,354,150.00	-29,812.72	-141,960.67	-2,496,110.67
112 - Sweetwater Treatment Plant	0.00	665,000.00	110,949.74	219,389.97	-445,610.03
113 - Caby Grant Fund	0.00	0.00	0.00	0.00	0.00
120 - State Revolving Fund	0.00	0.00	0.00	-1,281.38	-1,281.38
121 - SMER Fund	0.00	0.00	0.00	0.00	0.00
200 - Zone Fund	0.00	-248,672.00	1,063.76	-78,653.52	170,018.48
210 - CDS Capital Reserve Fund	0.00	-51,500.00	0.00	0.00	51,500.00
211 - CDS M & O Fund	0.00	0.00	0.00	0.00	0.00
400 - Capital Facility Charge Fund	0.00	0.00	0.00	0.00	0.00
401 - Water Development Fund	0.00	0.00	0.00	0.00	0.00
500 - Stewart Mine Fund	0.00	0.00	-440.29	1,160.31	1,160.31
501 - Garden Valley Fund	0.00	0.00	0.00	0.00	0.00
502 - Kelsey North Fund	0.00	0.00	-840.57	-2,578.54	-2,578.54
503 - Bayne Rd Bend Fund	0.00	0.00	0.00	0.00	0.00
504 - Kelsey South Fund	0.00	0.00	0.00	0.00	0.00
506 - Pilot Hill South Fund	0.00	0.00	0.00	0.00	0.00
<b>Report Surplus (Deficit):</b>	<b>0.00</b>	<b>3,062,105.00</b>	<b>-393,681.14</b>	<b>-1,154,989.34</b>	<b>-4,217,094.34</b>



Georgetown Divide PUD

# Check Report

By Check Number

Date Range: 10/01/2024 - 10/31/2024

Vendor Number	Vendor Name	Payment Date	Payment Type	Discount Amount	Payment Amount	Number
<b>Bank Code: EDSB-El Dorado Savings Bank</b>						
ALL01	ALLEN KRAUSE	10/04/2024	Regular	0.00	378.50	36783
AMP01	AMPRA'S Staffing Services, Inc	10/04/2024	Regular	0.00	1,238.40	36784
BES01	BEST, BEST & KRIEGER LLP	10/04/2024	Regular	0.00	19,744.36	36785
CAR08	Carmody Software, Inc.	10/04/2024	Regular	0.00	59.00	36786
CIN01	CINTAS CORPORATION NO. 2	10/04/2024	Regular	0.00	4,825.54	36787
	**Void**	10/04/2024	Regular	0.00	0.00	36788
CLS01	CLS LABS	10/04/2024	Regular	0.00	51.00	36789
ELD16	EL DORADO DISPOSAL SERVICE	10/04/2024	Regular	0.00	485.19	36790
FSL01	Fidelity Security Life Insurance Company	10/04/2024	Regular	0.00	331.67	36791
GUT01	GUTIERREZ, ROBERT	10/04/2024	Regular	0.00	500.00	36792
HOM01	HOME DEPOT CREDIT SERVICE	10/04/2024	Regular	0.00	498.73	36793
ICM03	ICMA	10/04/2024	Regular	0.00	1,878.30	36794
IFS01	Infosend, Inc.	10/04/2024	Regular	0.00	2,588.04	36795
IRI01	IRIS GROUP HOLDINGS LLC	10/04/2024	Regular	0.00	211.84	36796
IUO01	IUOE, LOCAL 39	10/04/2024	Regular	0.00	397.63	36797
IUO02	AFSCME District Council 57	10/04/2024	Regular	0.00	387.42	36798
MAD01	MADISON, KYLE	10/04/2024	Regular	0.00	306.51	36799
MOU02	MOUNTAIN DEMOCRAT	10/04/2024	Regular	0.00	140.00	36800
NAT04	NATIONAL PRINT & PROMO	10/04/2024	Regular	0.00	470.41	36801
OPT01	OPTIMIZED INVESTMENT PARTNERS	10/04/2024	Regular	0.00	857.69	36802
RAM01	RAMMCO	10/04/2024	Regular	0.00	176.79	36803
SAU02	SAUNDERS, MICHAEL	10/04/2024	Regular	0.00	2,013.29	36804
SIE10	SIERRA SAFETY	10/04/2024	Regular	0.00	197.61	36805
THA01	THATCHER COMPANY OF CALIF	10/04/2024	Regular	0.00	7,671.00	36806
USA04	HD SUPPLY, INC	10/04/2024	Regular	0.00	202.70	36807
VEC01	Vectis DC LLC	10/04/2024	Regular	0.00	4,000.00	36808
VER02	Verizon Connect Fleet USA LLC	10/04/2024	Regular	0.00	284.25	36809
WAL03	WALSH, JACOB	10/04/2024	Regular	0.00	215.38	36810
WAT01	WATER RESOURCES ECONOMICS	10/04/2024	Regular	0.00	18,500.36	36811
WEL02	WELLS FARGO BANK	10/04/2024	Regular	0.00	2,088.14	36812
SCH03	SCHNEIDER, NICHOLAS	10/16/2024	Regular	0.00	568.91	36814
ACW01	ACWA/JPIA	10/17/2024	Regular	0.00	11,857.63	36815
ACW02	ACWA	10/17/2024	Regular	0.00	18,425.00	36816
ACW05	ACWA/JPIA HEALTH	10/17/2024	Regular	0.00	46,699.00	36817
ADT01	ADT SECURITY SERVICES	10/17/2024	Regular	0.00	389.11	36818
AFL01	AMERICAN FAMILY LIFE INS	10/17/2024	Regular	0.00	1,124.96	36819
ALL01	ALLEN KRAUSE	10/17/2024	Regular	0.00	1,476.03	36820
AMP01	AMPRA'S Staffing Services, Inc	10/17/2024	Regular	0.00	2,650.95	36821
ATT01	AT&T CORPORATION	10/17/2024	Regular	0.00	125.00	36822
ATT02	AT&T	10/17/2024	Regular	0.00	128.20	36823
BEN04	BENNETT ENGINEERING SERVICES	10/17/2024	Regular	0.00	4,935.50	36824
BJP01	BRUCE R. JOHNSON	10/17/2024	Regular	0.00	1,140.00	36825
BLU01	ANTHEM BLUE CROSS	10/17/2024	Regular	0.00	784.75	36826
BST01	BST Services Inc	10/17/2024	Regular	0.00	865.85	36827
CLS01	CLS LABS	10/17/2024	Regular	0.00	277.00	36828
CPO01	Colorado Professionals in Onsite Wastewater	10/17/2024	Regular	0.00	295.00	36829
DIV05	PLACERVILLE AUTO PARTS, INC.	10/17/2024	Regular	0.00	30.00	36830
ECO01	ECORP CONSULTING, INC.	10/17/2024	Regular	0.00	14,914.69	36831
FER02	FERGUSON ENTERPRISES INC	10/17/2024	Regular	0.00	21,083.21	36832
GAR02	GARDEN VALLEY FEED & HDW.	10/17/2024	Regular	0.00	50.80	36833
GEO02	GEORGETOWN GAZETTE	10/17/2024	Regular	0.00	35.00	36834
GEO04	DIVIDE SUPPLY ACE HARDWARE	10/17/2024	Regular	0.00	386.26	36835
GOL04	GOLD MOUNTAIN CALIFORNIA NEWS MEDIA IN	10/17/2024	Regular	0.00	382.20	36836
HOL03	HOLT OF CALIFORNIA	10/17/2024	Regular	0.00	9,321.20	36837

Check Report

Date Range: 10/01/2024 - 10/31/2024

Vendor Number	Vendor Name	Payment Date	Payment Type	Discount Amount	Payment Amount	Number
ICM03	ICMA	10/17/2024	Regular	0.00	1,878.30	36838
INF01	Infinity Technologies	10/17/2024	Regular	0.00	472.50	36839
IUO01	IUOE, LOCAL 39	10/17/2024	Regular	0.00	397.63	36840
IUO02	AFSCME District Council 57	10/17/2024	Regular	0.00	387.42	36841
KAI01	Kaiser Permanente	10/17/2024	Regular	0.00	119.00	36842
LSL01	LANCE, SOLL & LUNGHARD, LLP	10/17/2024	Regular	0.00	11,177.50	36843
NBS01	NBS	10/17/2024	Regular	0.00	1,280.86	36844
NTU01	NTU TECHNOLOGIES, INC.	10/17/2024	Regular	0.00	8,460.74	36845
PAC02	PACIFIC GAS & ELECTRIC	10/17/2024	Regular	0.00	26,642.63	36846
PAC02	PACIFIC GAS & ELECTRIC	10/17/2024	Regular	0.00	6,281.86	36847
POL01	POLLARD WATER	10/17/2024	Regular	0.00	2,343.23	36848
RAM01	RAMMCO	10/17/2024	Regular	0.00	359.89	36849
RUL01	RULE, BRIAN	10/17/2024	Regular	0.00	100.00	36850
SIE10	SIERRA SAFETY	10/17/2024	Regular	0.00	185.96	36851
TEI01	A. TEICHERT & SON, INC	10/17/2024	Regular	0.00	1,256.91	36852
TYL02	TYLER TECHNOLOGIES, INC	10/17/2024	Regular	0.00	840.00	36853
UNI06	UNITEDHEALTHCARE INSURANCE	10/17/2024	Regular	0.00	225.00	36854
USB06	U.S. BANK EQUIPMENT FINANCE	10/17/2024	Regular	0.00	652.75	36855
VER01	VERIZON WIRELESS	10/17/2024	Regular	0.00	68.22	36856
WAL02	WALKER'S OFFICE SUPPLY	10/17/2024	Regular	0.00	60.27	36857
WES08	WESTERN HYDROLOGICS, LLP	10/17/2024	Regular	0.00	3,090.30	36858
WIL01	Wilkinson Portables Inc.	10/17/2024	Regular	0.00	314.66	36859
ZAN01	ZANJERO, INC.	10/17/2024	Regular	0.00	1,100.00	36860
PRO04	PAUL FUNK	10/17/2024	Regular	0.00	265.00	36868
ALL01	ALLEN KRAUSE	10/25/2024	Regular	0.00	283.25	36869
AMP01	AMPRA'S Staffing Services, Inc	10/25/2024	Regular	0.00	1,606.05	36870
ATT01	AT&T CORPORATION	10/25/2024	Regular	0.00	1,115.64	36871
BLU06	BLUE SHIELD OF CALIFORNIA	10/25/2024	Regular	0.00	350.00	36872
CLS01	CLS LABS	10/25/2024	Regular	0.00	51.00	36873
CSD00	CALIFORNIA SPECIAL DISTRICT ASSOCIATION	10/25/2024	Regular	0.00	9,338.00	36874
CWS01	CORBIN WILLITS SYS. INC.	10/25/2024	Regular	0.00	608.28	36875
FER02	FERGUSON ENTERPRISES INC	10/25/2024	Regular	0.00	6,978.17	36876
GEO01	GEORGETOWN HARDWARE	10/25/2024	Regular	0.00	383.57	36877
HOL03	HOLT OF CALIFORNIA	10/25/2024	Regular	0.00	2,519.30	36878
LEU01	LEU, JERI	10/25/2024	Regular	0.00	177.00	36879
MAD01	MADISON, KYLE	10/25/2024	Regular	0.00	84.15	36880
MAS01	MASTERS TELECOM, LLC	10/25/2024	Regular	0.00	15.84	36881
NIC02	Nicola Franceschine	10/25/2024	Regular	0.00	1,800.00	36882
PAC02	PACIFIC GAS & ELECTRIC	10/25/2024	Regular	0.00	962.06	36883
PAC02	PACIFIC GAS & ELECTRIC	10/25/2024	Regular	0.00	109.72	36884
PAC02	PACIFIC GAS & ELECTRIC	10/25/2024	Regular	0.00	117.25	36885
PAC02	PACIFIC GAS & ELECTRIC	10/25/2024	Regular	0.00	10.15	36886
RAM01	RAMMCO	10/25/2024	Regular	0.00	183.10	36887
SIG01	SIGNAL SERVICE INC	10/25/2024	Regular	0.00	300.00	36888
USA04	HD SUPPLY, INC	10/25/2024	Regular	0.00	2,723.44	36889
VER01	VERIZON WIRELESS	10/25/2024	Regular	0.00	1,723.48	36890

Bank Code EDSB Summary

Payment Type	Payable Count	Payment Count	Discount	Payment
Regular Checks	154	99	0.00	308,046.08
Manual Checks	0	0	0.00	0.00
Voided Checks	0	1	0.00	0.00
Bank Drafts	0	0	0.00	0.00
EFT's	0	0	0.00	0.00
	<b>154</b>	<b>100</b>	<b>0.00</b>	<b>308,046.08</b>

### All Bank Codes Check Summary

Payment Type	Payable Count	Payment Count	Discount	Payment
Regular Checks	154	99	0.00	308,046.08
Manual Checks	0	0	0.00	0.00
Voided Checks	0	1	0.00	0.00
Bank Drafts	0	0	0.00	0.00
EFT's	0	0	0.00	0.00
	<b>154</b>	<b>100</b>	<b>0.00</b>	<b>308,046.08</b>

### Fund Summary

Fund	Name	Period	Amount
999	Pooled Cash Fund	10/2024	308,046.08
			<b>308,046.08</b>



# Pooled Cash Report

Georgetown Divide PUD  
For the Period Ending 10/31/2024

ACCOUNT #	ACCOUNT NAME	BEGINNING BALANCE	CURRENT ACTIVITY	CURRENT BALANCE	
<b>CLAIM ON CASH</b>					
<a href="#">100-0000-10999</a>	Water Fund	248,443.75	(760,887.41)	(512,443.66)	
<a href="#">101-0000-10999</a>	Retiree Health	333,919.62	158.01	334,077.63	
<a href="#">102-0000-10999</a>	SMUD Fund	1,075,114.20	0.00	1,075,114.20	
<a href="#">103-0000-10999</a>	Hydroelectric	1,007,190.66	8,152.56	1,015,343.22	
<a href="#">110-0000-10999</a>	Capital Replacement	(31,171.29)	0.00	(31,171.29)	
<a href="#">111-0000-10999</a>	Capital Reserve	1,924,428.03	(29,812.72)	1,894,615.31	
<a href="#">112-0000-10999</a>	SWTP Supplemental Charge (Restricted)	1,055,000.36	29,756.88	1,084,757.24	
<a href="#">113-0000-10999</a>	Caby Grant Fund (Restricted)	(39,066.57)	0.00	(39,066.57)	
<a href="#">114-0000-10999</a>	EPA Grant Sweet water Plant (Restricted)	(90,530.11)	0.00	(90,530.11)	
<a href="#">120-0000-10999</a>	State Revolving Fund (Restricted)	971,886.25	(2,088.14)	969,798.11	
<a href="#">121-0000-10999</a>	Stumpy Meadows Emergency Reserve Fund	1,096,989.72	0.00	1,096,989.72	
<a href="#">200-0000-10999</a>	Zone Fund	511,669.78	(22,548.16)	489,121.62	
<a href="#">210-0000-10999</a>	CDS Reserve Fund (Restricted)	167,245.17	0.00	167,245.17	
<a href="#">211-0000-10999</a>	CDS M & O Fund (Restricted)	42,041.15	0.00	42,041.15	
<a href="#">400-0000-10999</a>	Capital Facility Charge Fund (Restricted)	531,566.29	0.00	531,566.29	
<a href="#">401-0000-10999</a>	Water Development Fund (Restricted)	421,586.53	0.00	421,586.53	
<a href="#">500-0000-10999</a>	Stewart Mine Fund (Restricted)	31,304.60	(440.29)	30,864.31	
<a href="#">501-0000-10999</a>	Garden Valley Fund (Restricted)	77,124.30	0.00	77,124.30	
<a href="#">502-0000-10999</a>	Kelsey North Fund (Restricted)	116,673.47	(840.57)	115,832.90	
<b>TOTAL CLAIM ON CASH</b>		<u>9,451,415.91</u>	<u>(778,549.84)</u>	<u>8,672,866.07</u>	
<b>CASH IN BANK</b>					
<b>Cash in Bank</b>					
<a href="#">999-0000-10100</a>	EDSB - Disbursements	122,078.06	(94,575.74)	27,502.32	
<a href="#">999-0000-10101</a>	EDSB - Receipts	568,161.78	(454,068.94)	114,092.84	
<a href="#">999-0000-10106</a>	CA CLASS IVESTMENT POOL	637,230.26	253,690.83	890,921.09	
<a href="#">999-0000-10108</a>	INVESTMENT SECURITIES	8,007,141.88	(483,946.85)	7,523,195.03	
<a href="#">999-0000-10109</a>	US BANK SAFEKEEPING	87,217.65	0.00	87,217.65	
<a href="#">999-0000-10110</a>	LAIF	29,586.28	350.86	29,937.14	
<b>TOTAL: Cash in Bank</b>		<u>9,451,415.91</u>	<u>(778,549.84)</u>	<u>8,672,866.07</u>	
<b>TOTAL CASH IN BANK</b>		<u>9,451,415.91</u>	<u>(778,549.84)</u>	<u>8,672,866.07</u>	
<b>DUE TO OTHER FUNDS</b>					
<a href="#">999-0000-23100</a>	Due To Fund	9,451,415.91	(778,549.84)	8,672,866.07	
<b>TOTAL DUE TO OTHER FUNDS</b>		<u>9,451,415.91</u>	<u>(778,549.84)</u>	<u>8,672,866.07</u>	
<b>Claim on Cash</b>	8,672,866.07	<b>Claim on Cash</b>	8,672,866.07	<b>Cash in Bank</b>	8,672,866.07
<b>Cash in Bank</b>	8,672,866.07	<b>Due To Other Funds</b>	8,672,866.07	<b>Due To Other Funds</b>	8,672,866.07
<b>Difference</b>	<u>0.00</u>	<b>Difference</b>	<u>0.00</u>	<b>Difference</b>	<u>0.00</u>



ACCOUNT #	ACCOUNT NAME	BEGINNING BALANCE	CURRENT ACTIVITY	CURRENT BALANCE	
<b>ACCOUNTS PAYABLE PENDING</b>					
<a href="#">100-0000-20102</a>	Accounts Payable Pending	(706.08)	102,225.21	101,519.13	
<a href="#">120-0000-20102</a>	Accounts Payable Pending	0.00	2,088.14	2,088.14	
<a href="#">200-0000-20102</a>	Accounts Payable Pending	(353.04)	7,475.19	7,122.15	
<b>TOTAL ACCOUNTS PAYABLE PENDING</b>		<u>(1,059.12)</u>	<u>111,788.54</u>	<u>110,729.42</u>	
<b>DUE FROM OTHER FUNDS</b>					
<a href="#">999-0000-13100</a>	Due From Fund 100	706.08	(102,225.21)	(101,519.13)	
<a href="#">999-0000-13120</a>	Due From Fund 120	0.00	(2,088.14)	(2,088.14)	
<a href="#">999-0000-13200</a>	Due From Fund 200	353.04	(7,475.19)	(7,122.15)	
<b>TOTAL DUE FROM OTHER FUNDS</b>		<u>1,059.12</u>	<u>(111,788.54)</u>	<u>(110,729.42)</u>	
<b>ACCOUNTS PAYABLE</b>					
<a href="#">999-0000-20102</a>	Accounts Payable	(1,059.12)	111,788.54	110,729.42	
<b>TOTAL ACCOUNTS PAYABLE</b>		<u>(1,059.12)</u>	<u>111,788.54</u>	<u>110,729.42</u>	
<b>AP Pending</b>	110,729.42	<b>AP Pending</b>	110,729.42	<b>Due From Other Funds</b>	110,729.42
<b>Due From Other Funds</b>	110,729.42	<b>Accounts Payable</b>	110,729.42	<b>Accounts Payable</b>	110,729.42
<b>Difference</b>	<u>0.00</u>	<b>Difference</b>	<u>0.00</u>	<b>Difference</b>	<u>0.00</u>



Georgetown Divide PUD

# Purchase Order Summary Report

## Purchase Order Detail

Issued Date Range 10/01/2024 - 10/31/2024

PO Number	Description	Status	Issue Date	Trade Discount	Total
PO-2118744	Vendor CB Radios for Dump Trucks SIE01 - DEREK CRAWFORD PAUL	Ship To Received Office	Delivery Date 10/1/2024 10/15/2024	0.00	725.03

Items							
Description	Part Number	Units	Price	Tax	Shipping	Discount	Total
Fiberglass antenna with spring		2.00	44.18	6.41	0.00	0.00	94.77
<b>Distributions</b>							
<b>Account Number</b>	<b>Account Name</b>	<b>Project Account Key</b>	<b>Separate Sales Tax</b>	<b>Percent</b>	<b>Dist Amount</b>		
100-5400-51103	Safety/PPE Supplies			100.00%	94.77		
F series hood mount		1.00	37.84	2.74	0.00	0.00	40.58
<b>Distributions</b>							
<b>Account Number</b>	<b>Account Name</b>	<b>Project Account Key</b>	<b>Separate Sales Tax</b>	<b>Percent</b>	<b>Dist Amount</b>		
100-5400-51103	Safety/PPE Supplies			100.00%	40.58		
Coax F series mount		1.00	47.39	3.44	0.00	0.00	50.83
<b>Distributions</b>							
<b>Account Number</b>	<b>Account Name</b>	<b>Project Account Key</b>	<b>Separate Sales Tax</b>	<b>Percent</b>	<b>Dist Amount</b>		
100-5400-51103	Safety/PPE Supplies			100.00%	50.83		
Uniden Pro505XL		2.00	66.83	9.69	0.00	0.00	143.35
<b>Distributions</b>							
<b>Account Number</b>	<b>Account Name</b>	<b>Project Account Key</b>	<b>Separate Sales Tax</b>	<b>Percent</b>	<b>Dist Amount</b>		
100-5400-51103	Safety/PPE Supplies			100.00%	143.35		
Labor		2.50	155.00	0.00	0.00	0.00	387.50
<b>Distributions</b>							
<b>Account Number</b>	<b>Account Name</b>	<b>Project Account Key</b>	<b>Separate Sales Tax</b>	<b>Percent</b>	<b>Dist Amount</b>		
100-5400-51103	Safety/PPE Supplies			100.00%	387.50		
Materials Fee		1.00	8.00	0.00	0.00	0.00	8.00
<b>Distributions</b>							
<b>Account Number</b>	<b>Account Name</b>	<b>Project Account Key</b>	<b>Separate Sales Tax</b>	<b>Percent</b>	<b>Dist Amount</b>		
100-5400-51100	Materials & Supplies			100.00%	8.00		

Purchase Order Summary Report

Issued Date Range 10/01/2024 - 10/31/2024

PO Number	Description	Status	Issue Date	Trade Discount	Total
PO-2118745	Vendor Distribution System Repair Supplies FER02 - FERGUSON ENTERPRISES INC	Ship To Completed Office	Delivery Date 10/8/2024 10/22/2024	0.00	8,859.27

Items								
Description	Part Number	Units	Price	Tax	Shipping	Discount	Total	
8"retainer gland	FUFR1400DA8U	8.00	109.33	63.41	0.00	0.00	938.05	
<b>Distributions</b>								
<b>Account Number</b>	<b>Account Name</b>	<b>Project Account Key</b>		<b>Separate Sales Tax</b>		<b>Percent</b>	<b>Dist Amount</b>	
100-5400-51100	Materials & Supplies					100.00%	938.05	
3/4x2" brs nip	GBRNFK	50.00	3.40	12.33	0.00	0.00	182.33	
<b>Distributions</b>								
<b>Account Number</b>	<b>Account Name</b>	<b>Project Account Key</b>		<b>Separate Sales Tax</b>		<b>Percent</b>	<b>Dist Amount</b>	
100-5400-51100	Materials & Supplies					100.00%	182.33	
wtp pump w/ 72: dis hos	JP13601	6.00	55.25	24.03	0.00	0.00	355.53	
<b>Distributions</b>								
<b>Account Number</b>	<b>Account Name</b>	<b>Project Account Key</b>		<b>Separate Sales Tax</b>		<b>Percent</b>	<b>Dist Amount</b>	
100-5400-51100	Materials & Supplies					100.00%	355.53	
3/4 close bras nip	GBRNFCL	50.00	2.67	9.68	0.00	0.00	143.18	
<b>Distributions</b>								
<b>Account Number</b>	<b>Account Name</b>	<b>Project Account Key</b>		<b>Separate Sales Tax</b>		<b>Percent</b>	<b>Dist Amount</b>	
100-5400-51100	Materials & Supplies					100.00%	143.18	
3/4x4brs nip	GBRNFNP	50.00	5.75	20.84	0.00	0.00	308.34	
<b>Distributions</b>								
<b>Account Number</b>	<b>Account Name</b>	<b>Project Account Key</b>		<b>Separate Sales Tax</b>		<b>Percent</b>	<b>Dist Amount</b>	
100-5400-51100	Materials & Supplies					100.00%	308.34	
1" BRS ST Elbow	IBRLFS9G	50.00	10.43	37.81	0.00	0.00	559.31	
<b>Distributions</b>								
<b>Account Number</b>	<b>Account Name</b>	<b>Project Account Key</b>		<b>Separate Sales Tax</b>		<b>Percent</b>	<b>Dist Amount</b>	
100-5400-51100	Materials & Supplies					100.00%	559.31	
1x3 WRAP CLAMP 1.32	FFSC1323R	20.00	40.50	58.73	0.00	0.00	868.73	
<b>Distributions</b>								
<b>Account Number</b>	<b>Account Name</b>	<b>Project Account Key</b>		<b>Separate Sales Tax</b>		<b>Percent</b>	<b>Dist Amount</b>	
100-5400-51100	Materials & Supplies					100.00%	868.73	
3/4x3 bras nip	GBRNFNM	50.00	4.00	14.50	0.00	0.00	214.50	
<b>Distributions</b>								
<b>Account Number</b>	<b>Account Name</b>	<b>Project Account Key</b>		<b>Separate Sales Tax</b>		<b>Percent</b>	<b>Dist Amount</b>	
100-5400-51100	Materials & Supplies					100.00%	214.50	
10"x5' flxfl DI SPL	FFP10S	1.00	1,416.36	102.69	0.00	0.00	1,519.05	
<b>Distributions</b>								
<b>Account Number</b>	<b>Account Name</b>	<b>Project Account Key</b>		<b>Separate Sales Tax</b>		<b>Percent</b>	<b>Dist Amount</b>	
100-5400-51100	Materials & Supplies					100.00%	1,519.05	
1" close brs nip	GBRNGCL	50.00	3.92	14.21	0.00	0.00	210.21	
<b>Distributions</b>								
<b>Account Number</b>	<b>Account Name</b>	<b>Project Account Key</b>		<b>Separate Sales Tax</b>		<b>Percent</b>	<b>Dist Amount</b>	
100-5400-51100	Materials & Supplies					100.00%	210.21	
706 mid line vise 6"	R01389	1.00	443.00	32.12	0.00	0.00	475.12	
<b>Distributions</b>								
<b>Account Number</b>	<b>Account Name</b>	<b>Project Account Key</b>		<b>Separate Sales Tax</b>		<b>Percent</b>	<b>Dist Amount</b>	
100-5400-51100	Materials & Supplies					100.00%	475.12	
1"x3" brs nip	GBRNGM	50.00	6.40	23.20	0.00	0.00	343.20	
<b>Distributions</b>								
<b>Account Number</b>	<b>Account Name</b>	<b>Project Account Key</b>		<b>Separate Sales Tax</b>		<b>Percent</b>	<b>Dist Amount</b>	
100-5400-51100	Materials & Supplies					100.00%	343.20	
12"305 psi di db cop epdm gas	R2601440851	2.00	876.97	127.16	0.00	0.00	1,881.10	
<b>Distributions</b>								
<b>Account Number</b>	<b>Account Name</b>	<b>Project Account Key</b>		<b>Separate Sales Tax</b>		<b>Percent</b>	<b>Dist Amount</b>	
100-5400-51100	Materials & Supplies					100.00%	1,881.10	
14" ALUM PIPE WRCH	R31120	6.00	89.99	39.15	0.00	0.00	579.09	
<b>Distributions</b>								
<b>Account Number</b>	<b>Account Name</b>	<b>Project Account Key</b>		<b>Separate Sales Tax</b>		<b>Percent</b>	<b>Dist Amount</b>	
100-5400-51100	Materials & Supplies					100.00%	579.09	

**Purchase Order Summary Report**

**Issued Date Range 10/01/2024 - 10/31/2024**

PO Number	Description Vendor	Status Ship To	Issue Date Delivery Date	Trade Discount	Total
1/2x520	pipe thrd tape PSTTD520	50.00	0.50 1.81	0.00	26.81
<b>Distributions</b>					
<b>Account Number</b>	<b>Account Name</b>	<b>Project Account Key</b>	<b>Separate Sales Tax</b>	<b>Percent</b>	<b>Dist Amount</b>
100-5400-51100	Materials & Supplies			100.00%	26.81
1"x3" brss	nip GBRNGK	50.00	4.75 17.22	0.00	254.72
<b>Distributions</b>					
<b>Account Number</b>	<b>Account Name</b>	<b>Project Account Key</b>	<b>Separate Sales Tax</b>	<b>Percent</b>	<b>Dist Amount</b>
100-5400-51100	Materials & Supplies			100.00%	254.72

PO-2118746	Replacement Fire Hydrants FER02 - FERGUSON ENTERPRISES INC	Outstanding Office	10/7/2024 10/21/2024	0.00	18,212.98
------------	---------------------------------------------------------------	-----------------------	-------------------------	------	-----------

<b>Items</b>								
Description	Part Number	Units	Price	Tax	Shipping	Discount	Total	
4-1/2 A421 HYD 4' Bury 6MJ	MA421500261	5.00	3,396.36	1,231.18	0.00	0.00	18,212.98	
<b>Distributions</b>								
<b>Account Number</b>	<b>Account Name</b>	<b>Project Account Key</b>	<b>Separate Sales Tax</b>	<b>Percent</b>	<b>Dist Amount</b>			
100-5400-51100	Materials & Supplies			100.00%	18,212.98			

PO-2118748	Vibor Plate Wacker HOL03 - HOLT OF CALIFORNIA	Completed Office	10/9/2024 10/23/2024	0.00	2,519.30
------------	--------------------------------------------------	---------------------	-------------------------	------	----------

<b>Items</b>								
Description	Part Number	Units	Price	Tax	Shipping	Discount	Total	
Wacker Neuson WP1550AW	230-0100	0.00	0.00	170.30	0.00	0.00	2,519.30	
<b>Distributions</b>								
<b>Account Number</b>	<b>Account Name</b>	<b>Project Account Key</b>	<b>Separate Sales Tax</b>	<b>Percent</b>	<b>Dist Amount</b>			
111-7100-71100	Capital Expenses	2504			100.00%	2,519.30		

Purchase Order Summary Report

Issued Date Range 10/01/2024 - 10/31/2024

PO Number	Description	Status	Issue Date	Trade Discount	Total
PO-2118749	Vendor	Ship To	Delivery Date		
	Portable Radios	Outstanding	10/1/2024	0.00	1,712.57
	USB05 - U.S. BANK CORPORATE PAYMENT SYSTEMS	Office	10/15/2024		

Items								
Description	Part Number	Units	Price	Tax	Shipping	Discount	Total	
Hand Speaker/Mic for Handheld Radios	HM-RH	6.00	28.00	12.18	0.00	0.00	180.18	
<b>Distributions</b>								
<b>Account Number</b>	<b>Account Name</b>	<b>Project Account Key</b>	<b>Separate Sales Tax</b>		<b>Percent</b>	<b>Dist Amount</b>		
100-5100-51103	Safety/PPE Supplies				25.00%	45.04		
100-5400-51103	Safety/PPE Supplies				50.00%	90.10		
100-5200-51103	Safety/PPE Supplies				25.00%	45.04		
Business Band Handled Radio (6-Pack Cha	6PACK-KIT-RDH16-U	1.00	1,022.40	74.12	0.00	0.00	1,096.52	
<b>Distributions</b>								
<b>Account Number</b>	<b>Account Name</b>	<b>Project Account Key</b>	<b>Separate Sales Tax</b>		<b>Percent</b>	<b>Dist Amount</b>		
100-5100-51103	Safety/PPE Supplies				25.00%	274.13		
100-5200-51103	Safety/PPE Supplies				25.00%	274.13		
100-5400-51103	Safety/PPE Supplies				50.00%	548.26		
Handheld Radio Mount (6)	MT-RH	0.00	0.00	5.92	0.00	0.00	87.52	
<b>Distributions</b>								
<b>Account Number</b>	<b>Account Name</b>	<b>Project Account Key</b>	<b>Separate Sales Tax</b>		<b>Percent</b>	<b>Dist Amount</b>		
100-5400-51100	Materials & Supplies				50.00%	43.76		
100-5200-51100	Materials & Supplies				25.00%	21.88		
100-5100-51100	Materials & Supplies				25.00%	21.88		
RDH-16 High Capacity Battery (2)	BAT-RDH16-XL	0.00	0.00	4.41	0.00	0.00	65.21	
<b>Distributions</b>								
<b>Account Number</b>	<b>Account Name</b>	<b>Project Account Key</b>	<b>Separate Sales Tax</b>		<b>Percent</b>	<b>Dist Amount</b>		
100-5400-51100	Materials & Supplies				100.00%	65.21		
Handheld Radio and Hand Mic	MT-RH-HM	0.00	0.00	8.70	0.00	0.00	128.70	
<b>Distributions</b>								
<b>Account Number</b>	<b>Account Name</b>	<b>Project Account Key</b>	<b>Separate Sales Tax</b>		<b>Percent</b>	<b>Dist Amount</b>		
100-5200-51100	Materials & Supplies				25.00%	32.18		
100-5300-51100	Materials & Supplies				50.00%	64.34		
100-5100-51100	Materials & Supplies				25.00%	32.18		
UHF Long Range Antenna (6)		0.00	0.00	10.44	0.00	0.00	154.44	
<b>Distributions</b>								
<b>Account Number</b>	<b>Account Name</b>	<b>Project Account Key</b>	<b>Separate Sales Tax</b>		<b>Percent</b>	<b>Dist Amount</b>		
100-5100-51100	Materials & Supplies				25.00%	38.61		
100-5200-51100	Materials & Supplies				25.00%	38.61		
100-5400-51100	Materials & Supplies				50.00%	77.22		

PO-2118750	IBC totes for bulk Chlorine storage at both treatm	Outstanding	10/16/2024	0.00	2,554.49
	USB05 - U.S. BANK CORPORATE PAYMENT SYSTEMS	Sweetwater Treatment Plant	10/30/2024		

Items								
Description	Part Number	Units	Price	Tax	Shipping	Discount	Total	
275 gallon IBC totes		7.00	265.00	134.49	565.00	0.00	2,554.49	
<b>Distributions</b>								
<b>Account Number</b>	<b>Account Name</b>	<b>Project Account Key</b>	<b>Separate Sales Tax</b>		<b>Percent</b>	<b>Dist Amount</b>		
100-5300-51100	Materials & Supplies				100.00%	2,554.49		

Purchase Order Summary Report

Issued Date Range 10/01/2024 - 10/31/2024

PO Number	Description	Status	Issue Date	Trade Discount	Total
PO-2118751	Reservoir/Irish Pump Station Rehabilitation FER02 - FERGUSON ENTERPRISES INC	Partially Received Office	10/8/2024 10/22/2024	0.00	5,420.60

Items	Description	Part Number	Units	Price	Tax	Shipping	Discount	Total
	2X4 BRS NIP GBL	GBRNKP	4.00	17.52	5.08	0.00	0.00	75.16
	<b>Distributions</b>							
	<b>Account Number</b>	<b>Account Name</b>	<b>Project Account Key</b>	<b>Separate Sales Tax</b>		<b>Percent</b>	<b>Dist Amount</b>	
	111-7100-71100	Capital Expenses	8062024			100.00%	75.16	
	2X36 BRS NIP GBL	GBRNK36	2.00	166.10	24.08	0.00	0.00	356.28
	<b>Distributions</b>							
	<b>Account Number</b>	<b>Account Name</b>	<b>Project Account Key</b>	<b>Separate Sales Tax</b>		<b>Percent</b>	<b>Dist Amount</b>	
	111-7100-71100	Capital Expenses	8062024			100.00%	356.28	
	2X6 BRS NIP GBL	GBRNKU	4.00	25.85	7.50	0.00	0.00	110.90
	<b>Distributions</b>							
	<b>Account Number</b>	<b>Account Name</b>	<b>Project Account Key</b>	<b>Separate Sales Tax</b>		<b>Percent</b>	<b>Dist Amount</b>	
	111-7100-71100	Capital Expenses	8062024			100.00%	110.90	
	2X12 BRS NIP GBL	GBRNK12	2.00	47.20	6.84	0.00	0.00	101.24
	<b>Distributions</b>							
	<b>Account Number</b>	<b>Account Name</b>	<b>Project Account Key</b>	<b>Separate Sales Tax</b>		<b>Percent</b>	<b>Dist Amount</b>	
	111-7100-71100	Capital Expenses	8062024			100.00%	101.24	
	2 BRS COUP	IBRLFCK	4.00	21.45	6.22	0.00	0.00	92.02
	<b>Distributions</b>							
	<b>Account Number</b>	<b>Account Name</b>	<b>Project Account Key</b>	<b>Separate Sales Tax</b>		<b>Percent</b>	<b>Dist Amount</b>	
	111-7100-71100	Capital Expenses	8062024			100.00%	92.02	
	2X24 BRS NIP GBL	GBRNK24	2.00	117.10	16.98	0.00	0.00	251.18
	<b>Distributions</b>							
	<b>Account Number</b>	<b>Account Name</b>	<b>Project Account Key</b>	<b>Separate Sales Tax</b>		<b>Percent</b>	<b>Dist Amount</b>	
	111-7100-71100	Capital Expenses	8062024			100.00%	251.18	
	2 PVC S80 SXF ADPT	P80SFAK	3.00	21.00	4.57	0.00	0.00	67.57
	<b>Distributions</b>							
	<b>Account Number</b>	<b>Account Name</b>	<b>Project Account Key</b>	<b>Separate Sales Tax</b>		<b>Percent</b>	<b>Dist Amount</b>	
	111-7100-71100	Capital Expenses	8062024			100.00%	67.57	
	2XCLOSE BRS NIP GBL	GBRNKCL	6.00	11.95	5.20	0.00	0.00	76.90
	<b>Distributions</b>							
	<b>Account Number</b>	<b>Account Name</b>	<b>Project Account Key</b>	<b>Separate Sales Tax</b>		<b>Percent</b>	<b>Dist Amount</b>	
	111-7100-71100	Capital Expenses	8062024			100.00%	76.90	
	2 PVC S80 SXS 90 ELL	P80S9K	6.00	6.22	2.71	0.00	0.00	40.03
	<b>Distributions</b>							
	<b>Account Number</b>	<b>Account Name</b>	<b>Project Account Key</b>	<b>Separate Sales Tax</b>		<b>Percent</b>	<b>Dist Amount</b>	
	111-7100-71100	Capital Expenses	8062024			100.00%	40.03	
	2 X 20 FT PVC S80 PE PIPE	P80PK	0.60	363.00	15.79	0.00	0.00	233.59
	<b>Distributions</b>							
	<b>Account Number</b>	<b>Account Name</b>	<b>Project Account Key</b>	<b>Separate Sales Tax</b>		<b>Percent</b>	<b>Dist Amount</b>	
	111-7100-71100	Capital Expenses	8062024			100.00%	233.59	
	2 PVC S80 SXS COUP	P80SCK	6.00	7.71	3.35	0.00	0.00	49.61
	<b>Distributions</b>							
	<b>Account Number</b>	<b>Account Name</b>	<b>Project Account Key</b>	<b>Separate Sales Tax</b>		<b>Percent</b>	<b>Dist Amount</b>	
	111-7100-71100	Capital Expenses	8062024			100.00%	49.61	
	1-1/2XCLOSE BRS NIP GBL	GBRNJCL	10.00	7.86	5.70	0.00	0.00	84.30
	<b>Distributions</b>							
	<b>Account Number</b>	<b>Account Name</b>	<b>Project Account Key</b>	<b>Separate Sales Tax</b>		<b>Percent</b>	<b>Dist Amount</b>	
	111-7100-71100	Capital Expenses	8062024			100.00%	84.30	
	2X3 BRS NIP GBL	GBRNKM	4.00	13.83	4.01	0.00	0.00	59.33
	<b>Distributions</b>							
	<b>Account Number</b>	<b>Account Name</b>	<b>Project Account Key</b>	<b>Separate Sales Tax</b>		<b>Percent</b>	<b>Dist Amount</b>	
	111-7100-71100	Capital Expenses	8062024			100.00%	59.33	
	2 BRS 45 ELL	IBRLF4K	4.00	27.36	7.93	0.00	0.00	117.37
	<b>Distributions</b>							
	<b>Account Number</b>	<b>Account Name</b>	<b>Project Account Key</b>	<b>Separate Sales Tax</b>		<b>Percent</b>	<b>Dist Amount</b>	
	111-7100-71100	Capital Expenses	8062024			100.00%	117.37	

Purchase Order Summary Report

Issued Date Range 10/01/2024 - 10/31/2024

PO Number	Description Vendor	Status Ship To	Issue Date Delivery Date	Trade Discount	Total
2 BRS 125# THRD SWG CHK VLV	PFX31K	2.00	46.30	6.71 0.00	99.31
<b>Distributions</b>					
<b>Account Number</b>	<b>Account Name</b>	<b>Project Account Key</b>	<b>Separate Sales Tax</b>	<b>Percent</b>	<b>Dist Amount</b>
111-7100-71100	Capital Expenses	8062024		100.00%	99.31
2 BRS 125# UNION	IBRLF125UK	5.00	46.65	16.91 0.00	250.16
<b>Distributions</b>					
<b>Account Number</b>	<b>Account Name</b>	<b>Project Account Key</b>	<b>Separate Sales Tax</b>	<b>Percent</b>	<b>Dist Amount</b>
111-7100-71100	Capital Expenses	8062024		100.00%	250.16
1-1/2 BRS 125# UNION	IBRLF125UJ	4.00	30.31	8.79 0.00	130.03
<b>Distributions</b>					
<b>Account Number</b>	<b>Account Name</b>	<b>Project Account Key</b>	<b>Separate Sales Tax</b>	<b>Percent</b>	<b>Dist Amount</b>
111-7100-71100	Capital Expenses	8062024		100.00%	130.03
1-1/2X12 BRS NIP GBL	GBRNJ12	2.00	40.89	5.93 0.00	87.71
<b>Distributions</b>					
<b>Account Number</b>	<b>Account Name</b>	<b>Project Account Key</b>	<b>Separate Sales Tax</b>	<b>Percent</b>	<b>Dist Amount</b>
111-7100-71100	Capital Expenses	8062024		100.00%	87.71
1-1/2 BRS 90 ELL	IBRLF9J	6.00	21.33	9.28 0.00	137.26
<b>Distributions</b>					
<b>Account Number</b>	<b>Account Name</b>	<b>Project Account Key</b>	<b>Separate Sales Tax</b>	<b>Percent</b>	<b>Dist Amount</b>
111-7100-71100	Capital Expenses	8062024		100.00%	137.26
1-1/2X24 BRS NIP GBL	GBRNJ24	2.00	86.48	12.54 0.00	185.50
<b>Distributions</b>					
<b>Account Number</b>	<b>Account Name</b>	<b>Project Account Key</b>	<b>Separate Sales Tax</b>	<b>Percent</b>	<b>Dist Amount</b>
111-7100-71100	Capital Expenses	8062024		100.00%	185.50
1-1/2 BRS ST 45 ELL	IBRLFS4J	3.00	24.21	5.27 0.00	77.91
<b>Distributions</b>					
<b>Account Number</b>	<b>Account Name</b>	<b>Project Account Key</b>	<b>Separate Sales Tax</b>	<b>Percent</b>	<b>Dist Amount</b>
111-7100-71100	Capital Expenses	8062024		100.00%	77.91
1-1/2X2 BRS NIP GBL	GBRNJK	4.00	7.55	2.19 0.00	32.39
<b>Distributions</b>					
<b>Account Number</b>	<b>Account Name</b>	<b>Project Account Key</b>	<b>Separate Sales Tax</b>	<b>Percent</b>	<b>Dist Amount</b>
111-7100-71100	Capital Expenses	8062024		100.00%	32.39
1-1/2 BRS 200# THRD NRS GATE VLV	PFXT300J	2.00	29.66	4.30 0.00	63.62
<b>Distributions</b>					
<b>Account Number</b>	<b>Account Name</b>	<b>Project Account Key</b>	<b>Separate Sales Tax</b>	<b>Percent</b>	<b>Dist Amount</b>
111-7100-71100	Capital Expenses	8062024		100.00%	63.62
1-1/2XCLOSE BRS NIP GBL	GBRNJCL	4.00	7.86	2.28 0.00	33.72
<b>Distributions</b>					
<b>Account Number</b>	<b>Account Name</b>	<b>Project Account Key</b>	<b>Separate Sales Tax</b>	<b>Percent</b>	<b>Dist Amount</b>
111-7100-71100	Capital Expenses	8062024		100.00%	33.72
1-1/2X3 BRS NIP GBL	GBRNJM	4.00	10.39	3.01 0.00	44.57
<b>Distributions</b>					
<b>Account Number</b>	<b>Account Name</b>	<b>Project Account Key</b>	<b>Separate Sales Tax</b>	<b>Percent</b>	<b>Dist Amount</b>
111-7100-71100	Capital Expenses	8062024		100.00%	44.57
1-1/2 BRS COUP	IBRLF4J	4.00	12.33	3.58 0.00	52.90
<b>Distributions</b>					
<b>Account Number</b>	<b>Account Name</b>	<b>Project Account Key</b>	<b>Separate Sales Tax</b>	<b>Percent</b>	<b>Dist Amount</b>
111-7100-71100	Capital Expenses	8062024		100.00%	52.90
1-1/2 BRS TEE	IBRLFTJ	10.00	21.15	15.33 0.00	226.83
<b>Distributions</b>					
<b>Account Number</b>	<b>Account Name</b>	<b>Project Account Key</b>	<b>Separate Sales Tax</b>	<b>Percent</b>	<b>Dist Amount</b>
111-7100-71100	Capital Expenses	8062024		100.00%	226.83
1-1/2X36 BRS NIP GBL	GBRNJ36	2.00	117.47	17.03 0.00	251.97
<b>Distributions</b>					
<b>Account Number</b>	<b>Account Name</b>	<b>Project Account Key</b>	<b>Separate Sales Tax</b>	<b>Percent</b>	<b>Dist Amount</b>
111-7100-71100	Capital Expenses	8062024		100.00%	251.97
1-1/2 BRS 45 ELL	IBRLF4J	3.00	16.05	3.49 0.00	51.64
<b>Distributions</b>					
<b>Account Number</b>	<b>Account Name</b>	<b>Project Account Key</b>	<b>Separate Sales Tax</b>	<b>Percent</b>	<b>Dist Amount</b>
111-7100-71100	Capital Expenses	8062024		100.00%	51.64

Purchase Order Summary Report

Issued Date Range 10/01/2024 - 10/31/2024

PO Number	Description Vendor	Status Ship To	Issue Date Delivery Date	Trade Discount	Total
1-1/2X4	BRS NIP GBL GBRNJP	4.00	12.65	3.67 0.00	54.27
<b>Distributions</b>					
<b>Account Number</b>	<b>Account Name</b>	<b>Project Account Key</b>	<b>Separate Sales Tax</b>	<b>Percent</b>	<b>Dist Amount</b>
111-7100-71100	Capital Expenses	8062024		100.00%	54.27
1-1/2X6	BRS NIP GBL GBRNJU	2.00	20.49	2.97 0.00	43.95
<b>Distributions</b>					
<b>Account Number</b>	<b>Account Name</b>	<b>Project Account Key</b>	<b>Separate Sales Tax</b>	<b>Percent</b>	<b>Dist Amount</b>
111-7100-71100	Capital Expenses	8062024		100.00%	43.95
1-1/2	BRS ST 90 ELL IBRLFS9J	6.00	20.57	8.95 0.00	132.37
<b>Distributions</b>					
<b>Account Number</b>	<b>Account Name</b>	<b>Project Account Key</b>	<b>Separate Sales Tax</b>	<b>Percent</b>	<b>Dist Amount</b>
111-7100-71100	Capital Expenses	8062024		100.00%	132.37
1-1/2	BRS 125# THRD SWG CHK VLV PFX31J	2.00	30.90	4.48 0.00	66.28
<b>Distributions</b>					
<b>Account Number</b>	<b>Account Name</b>	<b>Project Account Key</b>	<b>Separate Sales Tax</b>	<b>Percent</b>	<b>Dist Amount</b>
111-7100-71100	Capital Expenses	8062024		100.00%	66.28
1-1/4	BRS 45 ELL IBRLF4H	3.00	16.05	3.49 0.00	51.64
<b>Distributions</b>					
<b>Account Number</b>	<b>Account Name</b>	<b>Project Account Key</b>	<b>Separate Sales Tax</b>	<b>Percent</b>	<b>Dist Amount</b>
111-7100-71100	Capital Expenses	8062024		100.00%	51.64
1-1/4X36	BRS NIP GBL GBRNH36	2.00	112.08	16.25 0.00	240.41
<b>Distributions</b>					
<b>Account Number</b>	<b>Account Name</b>	<b>Project Account Key</b>	<b>Separate Sales Tax</b>	<b>Percent</b>	<b>Dist Amount</b>
111-7100-71100	Capital Expenses	8062024		100.00%	240.41
1-1/4X6	BRS NIP GBL GBRNHU	4.00	16.39	4.75 0.00	70.31
<b>Distributions</b>					
<b>Account Number</b>	<b>Account Name</b>	<b>Project Account Key</b>	<b>Separate Sales Tax</b>	<b>Percent</b>	<b>Dist Amount</b>
111-7100-71100	Capital Expenses	8062024		100.00%	70.31
1-1/4XCLOSE	BRS NIP GBL GBRNHCL	10.00	7.53	5.46 0.00	80.76
<b>Distributions</b>					
<b>Account Number</b>	<b>Account Name</b>	<b>Project Account Key</b>	<b>Separate Sales Tax</b>	<b>Percent</b>	<b>Dist Amount</b>
111-7100-71100	Capital Expenses	8062024		100.00%	80.76
1-1/4X12	BRS NIP GBL GBRNH12	2.00	33.59	4.87 0.00	72.04
<b>Distributions</b>					
<b>Account Number</b>	<b>Account Name</b>	<b>Project Account Key</b>	<b>Separate Sales Tax</b>	<b>Percent</b>	<b>Dist Amount</b>
111-7100-71100	Capital Expenses	8062024		100.00%	72.04
1-1/4X2	BRS NIP GBL GBRNHK	8.00	6.48	3.76 0.00	55.60
<b>Distributions</b>					
<b>Account Number</b>	<b>Account Name</b>	<b>Project Account Key</b>	<b>Separate Sales Tax</b>	<b>Percent</b>	<b>Dist Amount</b>
111-7100-71100	Capital Expenses	8062024		100.00%	55.60
1-1/4	BRS ST 45 ELL IBRLFS4H	3.00	18.03	3.92 0.00	58.00
<b>Distributions</b>					
<b>Account Number</b>	<b>Account Name</b>	<b>Project Account Key</b>	<b>Separate Sales Tax</b>	<b>Percent</b>	<b>Dist Amount</b>
111-7100-71100	Capital Expenses	8062024		100.00%	58.00
1-1/4X24	BRS NIP GBL GBRNH24	2.00	74.72	10.83 0.00	160.27
<b>Distributions</b>					
<b>Account Number</b>	<b>Account Name</b>	<b>Project Account Key</b>	<b>Separate Sales Tax</b>	<b>Percent</b>	<b>Dist Amount</b>
111-7100-71100	Capital Expenses	8062024		100.00%	160.27
1-1/4	BRS 90 ELL IBRLF9H	6.00	11.41	4.96 0.00	73.42
<b>Distributions</b>					
<b>Account Number</b>	<b>Account Name</b>	<b>Project Account Key</b>	<b>Separate Sales Tax</b>	<b>Percent</b>	<b>Dist Amount</b>
111-7100-71100	Capital Expenses	8062024		100.00%	73.42
1-1/4X3	BRS NIP GBL GBRNHM	4.00	8.67	2.51 0.00	37.19
<b>Distributions</b>					
<b>Account Number</b>	<b>Account Name</b>	<b>Project Account Key</b>	<b>Separate Sales Tax</b>	<b>Percent</b>	<b>Dist Amount</b>
111-7100-71100	Capital Expenses	8062024		100.00%	37.19
1-1/4	BRS ST 90 ELL IBRLFS9H	6.00	16.20	7.05 0.00	104.25
<b>Distributions</b>					
<b>Account Number</b>	<b>Account Name</b>	<b>Project Account Key</b>	<b>Separate Sales Tax</b>	<b>Percent</b>	<b>Dist Amount</b>
111-7100-71100	Capital Expenses	8062024		100.00%	104.25



Purchase Order Summary Report

Issued Date Range 10/01/2024 - 10/31/2024

PO Number	Description Vendor	Status Ship To	Issue Date Delivery Date	Trade Discount	Total
1-1/4X4 BRS NIP GBL	GBRNHP	4.00	11.56	3.35 0.00	49.59
<b>Distributions</b>					
<b>Account Number</b>	<b>Account Name</b>	<b>Project Account Key</b>	<b>Separate Sales Tax</b>	<b>Percent</b>	<b>Dist Amount</b>
111-7100-71100	Capital Expenses	8062024		100.00%	49.59
1-1/4 BRS 125# UNION	IBRLF125UH	8.00	24.36	14.13 0.00	209.01
<b>Distributions</b>					
<b>Account Number</b>	<b>Account Name</b>	<b>Project Account Key</b>	<b>Separate Sales Tax</b>	<b>Percent</b>	<b>Dist Amount</b>
111-7100-71100	Capital Expenses	8062024		100.00%	209.01
1-1/4 BRS 125# THRD SWG CHK VLV	PFX31H	3.00	21.50	4.68 0.00	69.18
<b>Distributions</b>					
<b>Account Number</b>	<b>Account Name</b>	<b>Project Account Key</b>	<b>Separate Sales Tax</b>	<b>Percent</b>	<b>Dist Amount</b>
111-7100-71100	Capital Expenses	8062024		100.00%	69.18
1-1/4 BRS 200# THRD NRS GATE VLV	PFXT300H	8.00	22.25	12.91 0.00	190.91
<b>Distributions</b>					
<b>Account Number</b>	<b>Account Name</b>	<b>Project Account Key</b>	<b>Separate Sales Tax</b>	<b>Percent</b>	<b>Dist Amount</b>
111-7100-71100	Capital Expenses	8062024		100.00%	190.91
1-1/2X1-1/4 BRS BUSH	IBRLFBJH	6.00	8.35	3.63 0.00	53.73
<b>Distributions</b>					
<b>Account Number</b>	<b>Account Name</b>	<b>Project Account Key</b>	<b>Separate Sales Tax</b>	<b>Percent</b>	<b>Dist Amount</b>
111-7100-71100	Capital Expenses	8062024		100.00%	53.73
2X1-1/2 BRS BUSH	IBRLFBJK	3.00	12.33	2.68 0.00	39.67
<b>Distributions</b>					
<b>Account Number</b>	<b>Account Name</b>	<b>Project Account Key</b>	<b>Separate Sales Tax</b>	<b>Percent</b>	<b>Dist Amount</b>
111-7100-71100	Capital Expenses	8062024		100.00%	39.67
1-1/2X1-1/4 BRS RED COUP	IBRLFRCJH	4.00	15.56	4.51 0.00	66.75
<b>Distributions</b>					
<b>Account Number</b>	<b>Account Name</b>	<b>Project Account Key</b>	<b>Separate Sales Tax</b>	<b>Percent</b>	<b>Dist Amount</b>
111-7100-71100	Capital Expenses	8062024		100.00%	66.75

PO-2118752	HACH TU5300 Turbidimeter and SC4500 Controller HAC01 - Hach Company	Outstanding Office	10/16/2024 10/30/2024	0.00	7,313.38
------------	------------------------------------------------------------------------	--------------------	--------------------------	------	----------

<b>Items</b>								
Description	Part Number	Units	Price	Tax	Shipping	Discount	Total	
HACH TU5300sc Turbidimeter	LXV445.99.21112	1.00	3,460.00	250.85	0.00	0.00	3,710.85	
<b>Distributions</b>								
<b>Account Number</b>	<b>Account Name</b>	<b>Project Account Key</b>	<b>Separate Sales Tax</b>	<b>Percent</b>	<b>Dist Amount</b>			
111-7100-71100	Capital Expenses	2503		100.00%	3,710.85			
HACH SC4500 Controller	LXV525.99A11551	1.00	3,359.00	243.53	0.00	0.00	3,602.53	
<b>Distributions</b>								
<b>Account Number</b>	<b>Account Name</b>	<b>Project Account Key</b>	<b>Separate Sales Tax</b>	<b>Percent</b>	<b>Dist Amount</b>			
111-7100-71100	Capital Expenses			100.00%	3,602.53			

PO-2118753	Prop 218 mailer CYN01 - CYNERGY LLC	Completed Office	10/28/2024 11/11/2024	0.00	12,863.24
------------	----------------------------------------	------------------	--------------------------	------	-----------

<b>Items</b>								
Description	Part Number	Units	Price	Tax	Shipping	Discount	Total	
Prop 218 required noticing mailer		0.00	0.00	0.00	0.00	0.00	12,863.24	
<b>Distributions</b>								
<b>Account Number</b>	<b>Account Name</b>	<b>Project Account Key</b>	<b>Separate Sales Tax</b>	<b>Percent</b>	<b>Dist Amount</b>			
100-5600-51300	Professional Services			100.00%	12,863.24			

PO-2118754	2024 ACWA Fall Conference registration - Mitch Mac USB05 - U.S. BANK CORPORATE PAYMENT SYSTEMS	Outstanding Office	10/30/2024 11/13/2024	0.00	899.00
------------	---------------------------------------------------------------------------------------------------	--------------------	--------------------------	------	--------

<b>Items</b>								
Description	Part Number	Units	Price	Tax	Shipping	Discount	Total	
2024 ACWA Fall Conference registration -		0.00	0.00	0.00	0.00	0.00	899.00	
<b>Distributions</b>								
<b>Account Number</b>	<b>Account Name</b>	<b>Project Account Key</b>	<b>Separate Sales Tax</b>	<b>Percent</b>	<b>Dist Amount</b>			
100-5600-51304	Board Training/Travel			100.00%	899.00			

**Purchase Order Summary Report**

**Issued Date Range 10/01/2024 - 10/31/2024**

PO Number	Description Vendor	Status Ship To	Issue Date Delivery Date	Trade Discount	Total
PO-2118757	CWEA Northern Safety Day USB05 - U.S. BANK CORPORATE PAYMENT SYSTEMS	Completed Office	10/28/2024 11/11/2024	0.00	515.00

**Items**

Description	Part Number	Units	Price	Tax	Shipping	Discount	Total
CWEA Northern Safety Day		1.00	285.00	0.00	0.00	0.00	285.00
<b>Distributions</b>							
<b>Account Number</b>	<b>Account Name</b>	<b>Project Account Key</b>	<b>Separate Sales Tax</b>	<b>Percent</b>	<b>Dist Amount</b>		
200-6100-51103	Safety/PPE Supplies			100.00%	285.00		
CWEA Northern Safety Day		1.00	230.00	0.00	0.00	0.00	230.00
<b>Distributions</b>							
<b>Account Number</b>	<b>Account Name</b>	<b>Project Account Key</b>	<b>Separate Sales Tax</b>	<b>Percent</b>	<b>Dist Amount</b>		
200-6100-52100	Staff Development/Certificatio			100.00%	230.00		

PO-2118760	Rain Gear GEM01 - GEMPLER'S, INC.	Outstanding Office	10/28/2024 11/11/2024	0.00	235.93
------------	--------------------------------------	-----------------------	--------------------------	------	--------

**Items**

Description	Part Number	Units	Price	Tax	Shipping	Discount	Total
Mens Storm Defender Heavyweight Jacket		1.00	139.99	10.15	0.00	0.00	150.14
<b>Distributions</b>							
<b>Account Number</b>	<b>Account Name</b>	<b>Project Account Key</b>	<b>Separate Sales Tax</b>	<b>Percent</b>	<b>Dist Amount</b>		
200-6100-51103	Safety/PPE Supplies			100.00%	150.14		
Mens Storm Defender Mid weight pants		1.00	79.99	5.80	0.00	0.00	85.79
<b>Distributions</b>							
<b>Account Number</b>	<b>Account Name</b>	<b>Project Account Key</b>	<b>Separate Sales Tax</b>	<b>Percent</b>	<b>Dist Amount</b>		
200-6100-51103	Safety/PPE Supplies			100.00%	85.79		

---

**Purchase Order Count: (12)    Total Trade Discount: 0.00    Total: 61,830.79**



Georgetown Divide PUD

# Vendor Purchasing Report

For Date Range 07/01/2024 - 10/31/2024

Vendor Set: Vendor Set 01

Vendor	Name	Volume
ACW01	ACWA/JPIA	135,152.95
ACW02	ACWA	18,425.00
ACW05	ACWA/JPIA HEALTH	202,091.08
ADT01	ADT SECURITY SERVICES	1,546.26
ADT02	THE ADT SECURITY CORPORATION	418.72
AFL01	AMERICAN FAMILY LIFE INS	4,499.84
ALL01	ALLEN KRAUSE	5,198.90
AMP01	AMPRA'S Staffing Services, Inc	15,731.56
AND01	ANDERSON'S SIERRA PIPE CO	440.23
ATT01	AT&T CORPORATION	4,945.46
ATT02	AT&T	512.80
AWW01	AMERICAN WATER WORKS ASSN	501.00
BEN04	BENNETT ENGINEERING SERVICES	89,604.05
BES01	BEST, BEST & KRIEGER LLP	50,652.60
BJP01	BRUCE R. JOHNSON	2,280.00
BLU01	ANTHEM BLUE CROSS	3,139.00
BLU06	BLUE SHIELD OF CALIFORNIA	1,400.00
BST01	BST Services Inc	2,777.21
BUC01	Buckmaster Office Solutions	20.00
BUC02	BUCKLE. JESSICA	426.19
CAL17	STATE OF CA - DEPT OF FORESTRY AND FIRE PROTECTIC	454.16
CAN02	CANN, BRIAN	386.06
CAR08	Carmody Software, Inc.	236.00
CIN01	CINTAS CORPORATION NO. 2	4,814.02
CLS01	CLS LABS	7,472.00
CPO01	Colorado Professionals in Onsite Wastewater	295.00
CPS01	COOPERATIVE PERSONNEL SERVICES	4,950.00
CSD00	CALIFORNIA SPECIAL DISTRICT ASSOCIATION	9,338.00
CWS01	CORBIN WILLITS SYS. INC.	2,433.12
CYN01	CYNERGY LLC	12,074.39
DIV05	PLACERVILLE AUTO PARTS, INC.	286.74
DMI01	DENNIS M. IRVIN	300.00
DOR01	DOROSH, LINDSAY	3,660.00
DWR01	DEPT. OF WATER RESOURCES	15,397.73
ECO01	ECORP CONSULTING, INC.	66,157.19
EDC01	EL DORADO COUNTY TRANSPORTATION DEPARTMENT	80.53
ELD05	EDC AUDITOR-CONTROLLER	5,649.99
ELD16	EL DORADO DISPOSAL SERVICE	1,906.92
ELL02	ELLIOTT, ALEXIS	949.24
EMC01	MESA ENERGY SYSTEMS, INC	66,953.15
ENV01	ENVIRO TECH SERVICES COMPANY, INC.	103.20
ESC02	E Source Companies LLC	2,700.00
EXE01	EXELE INFORMATION SYSTEMS, INC.	2,811.50
FER01	FERRELLGAS	570.60
FER02	FERGUSON ENTERPRISES INC	50,896.19
FSL01	Fidelity Security Life Insurance Company	1,684.59
GAR02	GARDEN VALLEY FEED & HDW.	432.20
GEN01	Genuine Parts Company	227.78
GEO01	GEORGETOWN HARDWARE	1,072.70
GEO02	GEORGETOWN GAZETTE	2,738.68
GEO04	DIVIDE SUPPLY ACE HARDWARE	2,017.36
GEO07	GEORGETOWN FIRE PROTECTION DISTRICT	2,940.96

## Vendor Purchasing Report

For Date Range 07/01/2024 - 10/31/2024

Vendor Set: Vendor Set 01

Vendor	Name	Volume
GEO09	GEOTECH ENVIRONMENTAL EQUIPMENT, INC.	220.00
GLE02	GLENN LUGLIANI DBA:	282.88
GOL04	GOLD MOUNTAIN CALIFORNIA NEWS MEDIA INC.	382.20
GUT01	GUTIERREZ, ROBERT	2,200.00
HAN04	HANGTOWN FIRE CONTROL	1,703.00
HAR03	HARRIS INDUSTRIAL GASES	122.48
HOL03	HOLT OF CALIFORNIA	12,400.20
HOM01	HOME DEPOT CREDIT SERVICE	4,369.16
HOR01	HORNE LLP	1,387.61
ICM03	ICMA	16,546.98
IFS01	Infosend, Inc.	11,464.64
INF01	Infinity Technologies	4,102.50
IRI01	IRIS GROUP HOLDINGS LLC	423.68
IUO01	IUOE, LOCAL 39	3,632.04
IUO02	AFSCME District Council 57	3,464.14
KAI01	Kaiser Permanente	476.00
KEY01	KEYS PLUS	489.95
KLA02	KLAHN, CHRISTIAN	184.01
KLE01	KLEZMER, JOHN	1,466.49
LEU01	LEU, JERI	354.00
LSL01	LANCE, SOLL & LUNGHARD, LLP	45,505.20
MAD01	MADISON, KYLE	384.97
MAS01	MASTERS TELECOM, LLC	63.36
MOU02	MOUNTAIN DEMOCRAT	140.00
NAT04	NATIONAL PRINT & PROMO	409.15
NBS01	NBS	1,280.86
NIC02	Nicola Franceschine	1,800.00
NTU01	NTU TECHNOLOGIES, INC.	8,437.70
OCC01	OCCU-MED, LTD	445.75
OLS01	OLSON, ELIZABETH	203.12
OPT01	OPTIMIZED INVESTMENT PARTNERS	3,542.90
PAC02	PACIFIC GAS & ELECTRIC	145,941.65
PIC02	PICOVALE SERVICES, INC.	2,389.00
POL01	POLLARD WATER	2,150.00
PRE01	PREMIER ACCESS INS CO	22,152.60
PRO04	PAUL FUNK	265.00
PRY01	Pryor Learning LLC	299.00
PUL01	PULFER, JEFF	182.23
RAM01	RAMMCO	3,291.03
ROB01	DON ROBINSON	1,017.16
ROC02	KENNETH D WELSH	945.00
ROI01	ROI SAFETY SERVICES	1,925.00
ROM01	ROMERO, JOSHUA	353.34
ROY01	KENNETH ROYAL	750.00
RUL01	RULE, BRIAN	100.00
RYA01	RYAN PROCESS, INC	2,097.34
SAF01	Safety-Kleen Systems Inc.	300.38
SAU02	SAUNDERS, MICHAEL	2,013.29
SCH03	SCHNEIDER, NICHOLAS	2,213.86
SIE10	SIERRA SAFETY	3,345.59
SIG01	SIGNAL SERVICE INC	600.00
SSE01	SSEC, INC	4,452.00
STE02	STEWART, ZACHARY	1,412.45
STR01	STREAMLINE	4,500.00
SWR03	STATE WATER RESOURCES CON	60.00
SWR04	STATE WATER RESOURCES CON	72,934.19
TEI01	A. TEICHERT & SON, INC	4,457.43
THA01	THATCHER COMPANY OF CALIF	32,732.63

Vendor Purchasing Report

For Date Range 07/01/2024 - 10/31/2024

Vendor Set: Vendor Set 01

Vendor	Name	Volume
THO03	THOMPSON AUTO & TRUCK	1,708.28
TIR01	TIREHUB, LLC	1,167.00
TYL02	TYLER TECHNOLOGIES, INC	1,340.00
UNI06	UNITEDHEALTHCARE INSURANCE	2,014.80
USA01	UNDERGROUND SERVICE ALERT	3,261.94
USA04	HD SUPPLY, INC	4,121.54
USB05	U.S. BANK CORPORATE PAYMENT SYSTEMS	31,653.86
USB06	U.S. BANK EQUIPMENT FINANCE	3,544.37
VEC01	Vectis DC LLC	16,000.00
VER01	VERIZON WIRELESS	7,097.72
VER02	Verizon Connect Fleet USA LLC	1,137.00
VES01	Vestis Group, Inc(f/k/a Aramark)	560.22
VOL01	Saba Holding Co, LLC	527.64
WAL02	WALKER'S OFFICE SUPPLY	1,057.06
WAL03	WALSH, JACOB	430.53
WAT01	WATER RESOURCES ECONOMICS	77,558.90
WAT02	BLODGETT RESEARCH, INC	80.00
WEL02	WELLS FARGO BANK	10,440.70
WES08	WESTERN HYDROLOGICS, LLP	15,331.80
WES09	NATHAN THOMAS	2,816.00
WEX01	Wex Bank	26,891.61
WIL01	Wilkinson Portables Inc.	1,258.64
ZAN01	ZANJERO, INC.	8,012.50
<b>Vendor Set Vendor Set 01 Total:</b>		<b>1,470,530.10</b>

## Grant Tracking Sheet

Agency		Grant Amount	District Match	Description
<b>Grants Awarded</b>				
US Bureau of Reclamation	federal	\$160,000	\$80,000	Upcountry canal lining * 1500 feet (below Tunnel Hill)
CalFire Wildfire Grant Program	state	\$1,200,000	\$0	Fire mitigation: vegetation clearing, equipment
State Appropriation (Senator Alvarado-Gil)	state	\$250,000	\$0	AMI upgrades, pump station permanent generators
Congressional Appropriation (Congressman Kiley)	federal	\$1,250,000	\$0	Water Tank
<b>Total</b>		<b>\$2,860,000</b>	<b>\$80,000</b>	
<b>Grants/Funding Submitted</b>				
CalOES Hazard Mitigation Assistance Grants (HMPG)	federal	\$3,000,000	\$900,000	Impacts of Mosquito Fire
USDA Rural Assistance	federal	\$9,000,000	\$0	Up Country Canal Piping
Federal Appropriations	federal	\$7,000,000	\$0	Hydroelectric Facility
State Appropriations	state	\$500,000	\$500,000	Onion Creek
Walton Lake Sediment Removal Project	state	\$147,537	\$147,537	Sedimentation Removal
Mark Edson Dam Spillway Inspection Project	state	\$5,191,004	\$1,000,000	
Water Resource Development Act (WRDA)	federal	\$20,500,000	\$0	Water Supply Reliability
<b>Total</b>		<b>\$42,338,541</b>	<b>\$2,547,537</b>	
<b>Grants/Funding Possibilities</b>				
CalOES Hazard Mitigation Assistance Grants (HMPG)	federal			
Building Resilient Infrastructure and Communities (BRIC)	federal			
USBR WaterSMART Grant Program	federal	\$5,000,000	50% Match	
Solar Grants for Sweetwater Treatment Plant	varies	\$2,667,000	\$1,333,000	Offsert energy costs
WaterSmart Energy Efficiency Grant	federal			AMI project
<b>Projects for Future Grants</b>				
Community Solar Project at Headquarters		TBD		Generate lease income and offset power at the HQ.
Lining canals		\$1,000,000		
Pump Station 16		\$1,000,000		USDA Water and Waste Disposal Loan and Grant
Fix Access Roads		\$6,500,000		
Treated pipeline repair and upgrades		\$12,500,000		
Dredging of Holding Reservoirs		\$6,500,000		
New Reservoir		\$100,000,000		
North Fork American Pumping Plant		\$35,000,000		



		Original Total Budget	Current Total Budget	Period Activity	Fiscal Activity	Variance (Unfavorable)	Percent Remaining
<b>Fund: 100 - Water Fund</b>							
<b>Department: 0000 - Non-departmental</b>							
<a href="#">100-0000-40101</a>	Low Income Rate Assistance (LIRA) ...	0.00	35,000.00	2,609.36	14,405.52	-20,594.48	58.84 %
<a href="#">100-0000-40102</a>	Water Sales - Residential	3,000,000.00	3,000,000.00	511,940.56	2,916,189.42	-83,810.58	2.79 %
<a href="#">100-0000-40103</a>	Water Sales - Irrigation	436,772.00	436,772.00	154,774.53	620,988.32	184,216.32	142.18 %
<a href="#">100-0000-40105</a>	Property Tax Revenue	2,000,000.00	2,000,000.00	60,772.82	2,022,437.41	22,437.41	101.12 %
<a href="#">100-0000-40107</a>	Lease Revenue	80,000.00	80,000.00	27,743.79	99,835.21	19,835.21	124.79 %
<a href="#">100-0000-40108</a>	Gain/Loss - Sale of Assets	0.00	0.00	-58,829.10	-53,547.59	-53,547.59	0.00 %
<a href="#">100-0000-41100</a>	Interest Income	260,000.00	260,000.00	103,219.20	233,234.54	-26,765.46	10.29 %
<a href="#">100-0000-41101</a>	Unrealized Gain/Loss	0.00	0.00	-50,862.90	127,010.90	127,010.90	0.00 %
<a href="#">100-0000-41200</a>	Penalties	68,000.00	68,000.00	11,636.72	76,571.76	8,571.76	112.61 %
<a href="#">100-0000-41300</a>	New Meter Materials & Labor Char...	0.00	0.00	0.00	1,853.51	1,853.51	0.00 %
<a href="#">100-0000-41301</a>	Construction Meter Rental	0.00	0.00	1,164.00	1,116.00	1,116.00	0.00 %
<a href="#">100-0000-41302</a>	Installation Fee	0.00	0.00	892.50	15,650.48	15,650.48	0.00 %
<a href="#">100-0000-42101</a>	Over/Short and Unreconciled	0.00	0.00	0.00	-1.88	-1.88	0.00 %
<a href="#">100-0000-42102</a>	Grant Proceeds	0.00	0.00	-1,387.61	1,000.00	1,000.00	0.00 %
<a href="#">100-0000-42200</a>	Sale of Assets	0.00	0.00	27,780.32	48,554.75	48,554.75	0.00 %
<a href="#">100-0000-50403</a>	Def Comp Retirement	0.00	0.00	0.00	472.77	-472.77	0.00 %
<b>Department: 0000 - Non-departmental Surplus (Deficit):</b>		<b>5,844,772.00</b>	<b>5,879,772.00</b>	<b>791,454.19</b>	<b>6,124,825.58</b>	<b>245,053.58</b>	<b>-4.17 %</b>
<b>Department: 5100 - Source of Supply</b>							
<a href="#">100-5100-50100</a>	Salaries	213,320.00	213,320.00	9,278.62	160,072.22	53,247.78	24.96 %
<a href="#">100-5100-50102</a>	Overtime	14,000.00	14,000.00	1,594.80	17,827.20	-3,827.20	-27.34 %
<a href="#">100-5100-50103</a>	Standby Pay	13,150.00	13,150.00	1,625.00	8,448.40	4,701.60	35.75 %
<a href="#">100-5100-50200</a>	Payroll Taxes	20,265.00	20,265.00	922.21	13,693.41	6,571.59	32.43 %
<a href="#">100-5100-50300</a>	Health Insurance	52,966.00	52,966.00	458.07	50,165.92	2,800.08	5.29 %
<a href="#">100-5100-50302</a>	Insurance - Workers Compensation	6,336.00	6,336.00	1,829.49	7,909.77	-1,573.77	-24.84 %
<a href="#">100-5100-50400</a>	PERS Retirement Expense	16,808.00	16,808.00	1,077.48	16,944.33	-136.33	-0.81 %
<a href="#">100-5100-50401</a>	PERS UAL	10,377.00	54,800.00	0.00	54,799.69	0.31	0.00 %
<a href="#">100-5100-50402</a>	Pension Expense	0.00	0.00	-365,016.35	-365,016.35	365,016.35	0.00 %
<a href="#">100-5100-51100</a>	Materials & Supplies	17,100.00	17,100.00	478.38	5,226.38	11,873.62	69.44 %
<a href="#">100-5100-51101</a>	Durables/Rentals/Leases	7,400.00	7,400.00	0.00	441.87	6,958.13	94.03 %
<a href="#">100-5100-51103</a>	Safety/PPE Supplies	6,600.00	6,600.00	522.36	3,240.97	3,359.03	50.89 %
<a href="#">100-5100-51104</a>	Software/Licenses	88.00	271.00	-363.00	270.78	0.22	0.08 %
<a href="#">100-5100-51200</a>	Vehicle Maintenance	4,850.00	4,850.00	480.73	7,845.09	-2,995.09	-61.75 %
<a href="#">100-5100-51201</a>	Vehicle Operating - Fuel	9,150.00	9,150.00	738.31	8,883.63	266.37	2.91 %
<a href="#">100-5100-51300</a>	Professional Services	91,800.00	91,800.00	8,265.06	90,752.65	1,047.35	1.14 %
<a href="#">100-5100-52100</a>	Staff Development/Certifications	1,250.00	1,250.00	0.00	426.33	823.67	65.89 %
<a href="#">100-5100-52102</a>	Utilities	10,450.00	10,250.00	190.84	10,705.10	-455.10	-4.44 %
<a href="#">100-5100-52105</a>	Government Regulation Fees	118,000.00	118,000.00	-74,281.00	17,539.76	100,460.24	85.14 %
<a href="#">100-5100-52108</a>	Membership/Subscriptions	450.00	450.00	0.00	49.75	400.25	88.94 %
<a href="#">100-5100-71100</a>	Capital Expenses	8,250.00	8,250.00	-5,918.28	3,357.48	4,892.52	59.30 %
<b>Department: 5100 - Source of Supply Total:</b>		<b>622,610.00</b>	<b>667,016.00</b>	<b>-418,117.28</b>	<b>113,584.38</b>	<b>553,431.62</b>	<b>82.97 %</b>
<b>Department: 5200 - Raw Water</b>							
<a href="#">100-5200-50100</a>	Salaries	323,240.00	323,240.00	18,938.49	236,163.53	87,076.47	26.94 %
<a href="#">100-5200-50101</a>	Part-time/Temp Staff Wages	5,000.00	5,000.00	0.00	17,963.80	-12,963.80	-259.28 %
<a href="#">100-5200-50102</a>	Overtime	24,800.00	24,800.00	3,092.78	24,824.21	-24.21	-0.10 %
<a href="#">100-5200-50103</a>	Standby Pay	21,550.00	21,550.00	3,250.00	18,713.57	2,836.43	13.16 %
<a href="#">100-5200-50200</a>	Payroll Taxes	30,708.00	30,708.00	1,865.27	20,775.68	9,932.32	32.34 %
<a href="#">100-5200-50300</a>	Health Insurance	77,835.00	77,835.00	1,492.78	68,625.46	9,209.54	11.83 %
<a href="#">100-5200-50302</a>	Insurance - Workers Compensation	7,250.00	7,250.00	2,530.06	10,330.50	-3,080.50	-42.49 %
<a href="#">100-5200-50400</a>	PERS Retirement Expense	38,412.00	38,412.00	2,179.45	25,093.67	13,318.33	34.67 %
<a href="#">100-5200-50401</a>	PERS UAL	202,347.00	79,709.00	0.00	79,708.64	0.36	0.00 %

**Budget Report**

**For Fiscal: 2023-2024 Period Ending: 06/30/2024**

		<b>Original Total Budget</b>	<b>Current Total Budget</b>	<b>Period Activity</b>	<b>Fiscal Activity</b>	<b>Variance Favorable (Unfavorable)</b>	<b>Percent Remaining</b>
<a href="#">100-5200-51100</a>	Materials & Supplies	14,500.00	14,500.00	993.55	15,542.32	-1,042.32	-7.19 %
<a href="#">100-5200-51101</a>	Durables/Rentals/Leases	1,450.00	1,450.00	0.00	195.21	1,254.79	86.54 %
<a href="#">100-5200-51103</a>	Safety/PPE Supplies	3,250.00	3,250.00	350.79	4,057.87	-807.87	-24.86 %
<a href="#">100-5200-51104</a>	Software/Licenses	0.00	542.00	-726.00	541.56	0.44	0.08 %
<a href="#">100-5200-51200</a>	Vehicle Maintenance	8,900.00	8,900.00	2,018.47	14,651.34	-5,751.34	-64.62 %
<a href="#">100-5200-51201</a>	Vehicle Operating - Fuel	21,000.00	21,000.00	2,606.04	26,747.80	-5,747.80	-27.37 %
<a href="#">100-5200-51300</a>	Professional Services	5,000.00	5,000.00	0.00	14,390.92	-9,390.92	-187.82 %
<a href="#">100-5200-52100</a>	Staff Development/Certifications	750.00	750.00	0.00	328.34	421.66	56.22 %
<a href="#">100-5200-52102</a>	Utilities	3,250.00	2,750.00	462.76	4,573.12	-1,823.12	-66.30 %
<a href="#">100-5200-52108</a>	Membership/Subscriptions	450.00	450.00	0.00	49.75	400.25	88.94 %
<a href="#">100-5200-71100</a>	Capital Expenses	1,750.00	1,750.00	202.48	3,357.48	-1,607.48	-91.86 %
<b>Department: 5200 - Raw Water Total:</b>		<b>791,442.00</b>	<b>668,846.00</b>	<b>39,256.92</b>	<b>586,634.77</b>	<b>82,211.23</b>	<b>12.29 %</b>
<b>Department: 5300 - Water Treatment</b>							
<a href="#">100-5300-50100</a>	Salaries	229,802.00	229,802.00	20,457.61	235,397.38	-5,595.38	-2.43 %
<a href="#">100-5300-50102</a>	Overtime	34,496.00	34,496.00	2,083.62	28,502.56	5,993.44	17.37 %
<a href="#">100-5300-50103</a>	Standby Pay	15,720.00	15,720.00	1,625.00	16,507.14	-787.14	-5.01 %
<a href="#">100-5300-50200</a>	Payroll Taxes	21,831.00	21,831.00	1,782.99	20,794.64	1,036.36	4.75 %
<a href="#">100-5300-50300</a>	Health Insurance	63,996.00	63,996.00	425.44	63,997.26	-1.26	0.00 %
<a href="#">100-5300-50302</a>	Insurance - Workers Compensation	4,722.00	4,722.00	1,676.91	6,335.69	-1,613.69	-34.17 %
<a href="#">100-5300-50400</a>	PERS Retirement Expense	31,777.00	31,777.00	2,083.96	26,473.06	5,303.94	16.69 %
<a href="#">100-5300-50401</a>	PERS UAL	51,884.00	59,781.00	0.00	59,781.48	-0.48	0.00 %
<a href="#">100-5300-51100</a>	Materials & Supplies	82,500.00	82,500.00	23,765.99	114,854.68	-32,354.68	-39.22 %
<a href="#">100-5300-51101</a>	Durables/Rentals/Leases	250.00	250.00	0.00	2,211.56	-1,961.56	-784.62 %
<a href="#">100-5300-51103</a>	Safety/PPE Supplies	2,750.00	2,750.00	290.64	2,713.12	36.88	1.34 %
<a href="#">100-5300-51104</a>	Software/Licenses	0.00	271.00	-363.00	569.58	-298.58	-110.18 %
<a href="#">100-5300-51200</a>	Vehicle Maintenance	6,500.00	6,500.00	431.07	5,126.15	1,373.85	21.14 %
<a href="#">100-5300-51201</a>	Vehicle Operating - Fuel	7,750.00	7,750.00	669.55	7,781.54	-31.54	-0.41 %
<a href="#">100-5300-51202</a>	Building Maintenance	7,500.00	7,500.00	4,870.00	4,961.15	2,538.85	33.85 %
<a href="#">100-5300-51300</a>	Professional Services	32,250.00	32,250.00	-706.08	32,358.33	-108.33	-0.34 %
<a href="#">100-5300-52100</a>	Staff Development/Certifications	1,250.00	1,250.00	0.00	425.00	825.00	66.00 %
<a href="#">100-5300-52102</a>	Utilities	222,700.00	222,500.00	52,466.54	259,929.77	-37,429.77	-16.82 %
<a href="#">100-5300-52105</a>	Government Regulation Fees	6,500.00	6,500.00	130.00	2,428.83	4,071.17	62.63 %
<a href="#">100-5300-52108</a>	Membership/Subscriptions	625.00	625.00	0.00	49.75	575.25	92.04 %
<a href="#">100-5300-71100</a>	Capital Expenses	19,750.00	19,750.00	0.00	10,381.68	9,368.32	47.43 %
<b>Department: 5300 - Water Treatment Total:</b>		<b>844,553.00</b>	<b>852,521.00</b>	<b>111,690.24</b>	<b>901,580.35</b>	<b>-49,059.35</b>	<b>-5.75 %</b>
<b>Department: 5400 - Treated Water</b>							
<a href="#">100-5400-50100</a>	Salaries	440,075.00	440,075.00	31,949.41	459,681.29	-19,606.29	-4.46 %
<a href="#">100-5400-50102</a>	Overtime	46,800.00	46,800.00	2,914.45	35,620.69	11,179.31	23.89 %
<a href="#">100-5400-50103</a>	Standby Pay	15,720.00	15,720.00	1,625.00	16,957.14	-1,237.14	-7.87 %
<a href="#">100-5400-50200</a>	Payroll Taxes	41,807.00	41,807.00	2,896.95	38,006.46	3,800.54	9.09 %
<a href="#">100-5400-50300</a>	Health Insurance	109,881.00	109,881.00	1,115.73	129,230.02	-19,349.02	-17.61 %
<a href="#">100-5400-50302</a>	Insurance - Workers Compensation	5,207.00	5,207.00	2,172.20	9,765.59	-4,558.59	-87.55 %
<a href="#">100-5400-50400</a>	PERS Retirement Expense	52,768.00	52,768.00	3,388.45	44,889.50	7,878.50	14.93 %
<a href="#">100-5400-50401</a>	PERS UAL	36,319.00	109,599.00	0.00	109,599.38	-0.38	0.00 %
<a href="#">100-5400-51100</a>	Materials & Supplies	158,500.00	158,500.00	12,294.06	109,869.20	48,630.80	30.68 %
<a href="#">100-5400-51101</a>	Durables/Rentals/Leases	12,250.00	12,250.00	0.00	13,794.71	-1,544.71	-12.61 %
<a href="#">100-5400-51103</a>	Safety/PPE Supplies	8,500.00	8,500.00	589.01	8,438.81	61.19	0.72 %
<a href="#">100-5400-51104</a>	Software/Licenses	0.00	542.00	-726.00	541.56	0.44	0.08 %
<a href="#">100-5400-51200</a>	Vehicle Maintenance	31,750.00	31,750.00	139.65	27,014.32	4,735.68	14.92 %
<a href="#">100-5400-51201</a>	Vehicle Operating - Fuel	31,250.00	31,250.00	2,438.20	31,699.77	-449.77	-1.44 %
<a href="#">100-5400-51202</a>	Building Maintenance	1,250.00	1,250.00	0.00	0.00	1,250.00	100.00 %
<a href="#">100-5400-51300</a>	Professional Services	10,000.00	10,000.00	185.00	7,079.71	2,920.29	29.20 %
<a href="#">100-5400-52100</a>	Staff Development/Certifications	3,250.00	3,250.00	245.25	863.58	2,386.42	73.43 %
<a href="#">100-5400-52102</a>	Utilities	12,000.00	11,500.00	1,400.66	17,859.95	-6,359.95	-55.30 %
<a href="#">100-5400-52105</a>	Government Regulation Fees	42,350.00	42,350.00	2,432.54	47,269.31	-4,919.31	-11.62 %
<a href="#">100-5400-52108</a>	Membership/Subscriptions	450.00	450.00	0.00	49.75	400.25	88.94 %



**Budget Report**

**For Fiscal: 2023-2024 Period Ending: 06/30/2024**

		Original Total Budget	Current Total Budget	Period Activity	Fiscal Activity	Variance Favorable (Unfavorable)	Percent Remaining
<a href="#">100-5400-71100</a>	Capital Expenses	10,450.00	10,450.00	202.54	8,561.81	1,888.19	18.07 %
	<b>Department: 5400 - Treated Water Total:</b>	<b>1,070,577.00</b>	<b>1,143,899.00</b>	<b>65,263.10</b>	<b>1,116,792.55</b>	<b>27,106.45</b>	<b>2.37 %</b>
	<b>Department: 5600 - Admin</b>						
<a href="#">100-5600-50100</a>	Salaries	641,909.00	649,530.00	57,505.60	689,468.09	-39,938.09	-6.15 %
<a href="#">100-5600-50101</a>	Part-time/Temp Staff Wages	15,000.00	15,000.00	0.00	6,294.67	8,705.33	58.04 %
<a href="#">100-5600-50102</a>	Overtime	0.00	0.00	0.00	30.81	-30.81	0.00 %
<a href="#">100-5600-50103</a>	Automobile Allowance	7,600.00	7,600.00	500.00	5,910.71	1,689.29	22.23 %
<a href="#">100-5600-50104</a>	Retiree Benefit	26,000.00	26,000.00	-24.00	48,371.14	-22,371.14	-86.04 %
<a href="#">100-5600-50105</a>	Director Compensation	24,000.00	24,000.00	2,000.00	24,000.00	0.00	0.00 %
<a href="#">100-5600-50200</a>	Payroll Taxes	60,981.00	60,981.00	4,390.37	54,342.78	6,638.22	10.89 %
<a href="#">100-5600-50300</a>	Health Insurance	96,397.00	96,397.00	-622.56	111,352.42	-14,955.42	-15.51 %
<a href="#">100-5600-50302</a>	Insurance - Workers Compensation	3,021.00	3,021.00	936.90	4,087.81	-1,066.81	-35.31 %
<a href="#">100-5600-50400</a>	PERS Retirement Expense	45,215.00	60,215.00	5,011.62	65,166.62	-4,951.62	-8.22 %
<a href="#">100-5600-50401</a>	PERS UAL	203,862.00	159,417.00	0.00	159,417.28	-0.28	0.00 %
<a href="#">100-5600-50403</a>	Def Comp Retirement Expense	9,450.00	9,450.00	730.80	7,271.56	2,178.44	23.05 %
<a href="#">100-5600-51100</a>	Materials & Supplies	9,350.00	15,350.00	3,140.59	11,757.64	3,592.36	23.40 %
<a href="#">100-5600-51101</a>	Durables/Rentals/Leases	1,250.00	8,525.00	396.26	7,679.51	845.49	9.92 %
<a href="#">100-5600-51102</a>	Office Supplies	30,900.00	21,400.00	4,218.27	24,423.97	-3,023.97	-14.13 %
<a href="#">100-5600-51103</a>	Safety/PPE Supplies	1,000.00	1,000.00	0.00	387.35	612.65	61.27 %
<a href="#">100-5600-51104</a>	Software/Licenses	22,860.00	48,230.00	-128.92	58,334.36	-10,104.36	-20.95 %
<a href="#">100-5600-51200</a>	Vehicle Maintenance	3,250.00	3,250.00	0.00	469.96	2,780.04	85.54 %
<a href="#">100-5600-51201</a>	Vehicle Operating - Fuel	3,250.00	3,250.00	0.00	2,227.85	1,022.15	31.45 %
<a href="#">100-5600-51202</a>	Building Maintenance	10,000.00	10,000.00	-7,950.00	2,867.34	7,132.66	71.33 %
<a href="#">100-5600-51300</a>	Professional Services	363,341.00	335,700.00	48,314.29	435,727.04	-100,027.04	-29.80 %
<a href="#">100-5600-51301</a>	Insurance - General Liability	100,000.00	100,000.00	0.00	89,753.76	10,246.24	10.25 %
<a href="#">100-5600-51302</a>	Legal	80,000.00	80,000.00	19,429.65	113,745.54	-33,745.54	-42.18 %
<a href="#">100-5600-51303</a>	Audit	22,200.00	22,200.00	0.00	25,526.00	-3,326.00	-14.98 %
<a href="#">100-5600-51304</a>	Board Training/Travel	17,500.00	17,500.00	1,934.37	11,587.41	5,912.59	33.79 %
<a href="#">100-5600-52100</a>	Staff Development/Travel	16,150.00	16,150.00	4,539.70	26,722.04	-10,572.04	-65.46 %
<a href="#">100-5600-52102</a>	Utilities	65,950.00	62,175.00	4,786.08	48,304.63	13,870.37	22.31 %
<a href="#">100-5600-52103</a>	Bank Charges	500.00	500.00	569.83	2,963.67	-2,463.67	-492.73 %
<a href="#">100-5600-52104</a>	Payroll Processing Fee	26,400.00	26,400.00	2,221.04	28,203.98	-1,803.98	-6.83 %
<a href="#">100-5600-52105</a>	Government Regulation Fees	6,050.00	8,955.00	0.00	9,415.34	-460.34	-5.14 %
<a href="#">100-5600-52107</a>	Other Miscellaneous Expense	500.00	500.00	1,001.30	2,817.83	-2,317.83	-463.57 %
<a href="#">100-5600-52108</a>	Membership/Subscriptions	41,680.00	41,680.00	-1,518.12	39,486.32	2,193.68	5.26 %
<a href="#">100-5600-52109</a>	Low Income Rate Assistance Progr...	0.00	35,000.00	2,609.36	14,405.52	20,594.48	58.84 %
<a href="#">100-5600-52110</a>	Recruitment	0.00	2,500.00	282.04	5,140.96	-2,640.96	-105.64 %
	<b>Department: 5600 - Admin Total:</b>	<b>1,955,566.00</b>	<b>1,971,876.00</b>	<b>154,274.47</b>	<b>2,137,661.91</b>	<b>-165,785.91</b>	<b>-8.41 %</b>
	<b>Department: 7100 - Capital Outlay</b>						
<a href="#">100-7100-71100</a>	Capital Expenses	0.00	0.00	0.00	1,358.68	-1,358.68	0.00 %
<a href="#">100-7100-71300</a>	Depreciation Expense	0.00	0.00	1,016,094.23	1,016,094.23	-1,016,094.23	0.00 %
	<b>Department: 7100 - Capital Outlay Total:</b>	<b>0.00</b>	<b>0.00</b>	<b>1,016,094.23</b>	<b>1,017,452.91</b>	<b>-1,017,452.91</b>	<b>0.00 %</b>
	<b>Fund: 100 - Water Fund Surplus (Deficit):</b>	<b>560,024.00</b>	<b>575,614.00</b>	<b>-177,007.49</b>	<b>251,118.71</b>	<b>-324,495.29</b>	<b>56.37 %</b>
	<b>Fund: 101 - Retiree Health Fund</b>						
	<b>Department: 0000 - Non-departmental</b>						
<a href="#">101-0000-40107</a>	Reimbursements from Retirees	0.00	0.00	0.00	12,364.08	12,364.08	0.00 %
<a href="#">101-0000-41100</a>	Interest Income	0.00	0.00	0.00	-1,923.89	-1,923.89	0.00 %
<a href="#">101-0000-41200</a>	Penalties	0.00	0.00	0.00	40.36	40.36	0.00 %
	<b>Department: 0000 - Non-departmental Total:</b>	<b>0.00</b>	<b>0.00</b>	<b>0.00</b>	<b>10,480.55</b>	<b>10,480.55</b>	<b>0.00 %</b>
	<b>Department: 5600 - Admin</b>						
<a href="#">101-5600-50104</a>	Retiree Benefit	0.00	0.00	781,197.06	793,527.43	-793,527.43	0.00 %
	<b>Department: 5600 - Admin Total:</b>	<b>0.00</b>	<b>0.00</b>	<b>781,197.06</b>	<b>793,527.43</b>	<b>-793,527.43</b>	<b>0.00 %</b>
	<b>Fund: 101 - Retiree Health Fund Surplus (Deficit):</b>	<b>0.00</b>	<b>0.00</b>	<b>-781,197.06</b>	<b>-783,046.88</b>	<b>-783,046.88</b>	<b>0.00 %</b>
	<b>Fund: 102 - SMUD Fund</b>						
	<b>Department: 0000 - Non-departmental</b>						
<a href="#">102-0000-40106</a>	SMUD Revenue	110,000.00	134,041.00	0.00	133,294.28	-746.72	0.56 %

**Budget Report**

For Fiscal: 2023-2024 Period Ending: 06/30/2024

		Original Total Budget	Current Total Budget	Period Activity	Fiscal Activity	Variance Favorable (Unfavorable)	Percent Remaining
<a href="#">102-0000-41100</a>	Interest Income	0.00	0.00	0.00	-3,113.02	-3,113.02	0.00 %
	<b>Department: 0000 - Non-departmental Total:</b>	<b>110,000.00</b>	<b>134,041.00</b>	<b>0.00</b>	<b>130,181.26</b>	<b>-3,859.74</b>	<b>2.88 %</b>
	<b>Fund: 102 - SMUD Fund Total:</b>	<b>110,000.00</b>	<b>134,041.00</b>	<b>0.00</b>	<b>130,181.26</b>	<b>-3,859.74</b>	<b>2.88 %</b>
<b>Fund: 103 - Hydroelectric Fund</b>							
<b>Department: 0000 - Non-departmental</b>							
<a href="#">103-0000-40107</a>	Lease Revenue	55,000.00	55,000.00	1,988.44	42,049.62	-12,950.38	23.55 %
<a href="#">103-0000-41100</a>	Interest Income	0.00	0.00	0.00	-4,335.13	-4,335.13	0.00 %
	<b>Department: 0000 - Non-departmental Total:</b>	<b>55,000.00</b>	<b>55,000.00</b>	<b>1,988.44</b>	<b>37,714.49</b>	<b>-17,285.51</b>	<b>31.43 %</b>
<b>Department: 5200 - Raw Water</b>							
<a href="#">103-5200-51100</a>	Materials & Supplies	0.00	0.00	64.10	767.52	-767.52	0.00 %
	<b>Department: 5200 - Raw Water Total:</b>	<b>0.00</b>	<b>0.00</b>	<b>64.10</b>	<b>767.52</b>	<b>-767.52</b>	<b>0.00 %</b>
	<b>Fund: 103 - Hydroelectric Fund Surplus (Deficit):</b>	<b>55,000.00</b>	<b>55,000.00</b>	<b>1,924.34</b>	<b>36,946.97</b>	<b>-18,053.03</b>	<b>32.82 %</b>
<b>Fund: 111 - Capital Reserve Fund</b>							
<b>Department: 0000 - Non-departmental</b>							
<a href="#">111-0000-41100</a>	Interest Income	0.00	0.00	0.00	-9,362.34	-9,362.34	0.00 %
<a href="#">111-0000-42102</a>	Grant Proceeds	3,200,000.00	3,200,000.00	0.00	563,065.98	-2,636,934.02	82.40 %
	<b>Department: 0000 - Non-departmental Total:</b>	<b>3,200,000.00</b>	<b>3,200,000.00</b>	<b>0.00</b>	<b>553,703.64</b>	<b>-2,646,296.36</b>	<b>82.70 %</b>
<b>Department: 7100 - Capital Outlay</b>							
<a href="#">111-7100-71100</a>	Capital Expenses	0.00	1,117,000.00	-156,982.73	1,049,038.06	67,961.94	6.08 %
	<b>Department: 7100 - Capital Outlay Total:</b>	<b>0.00</b>	<b>1,117,000.00</b>	<b>-156,982.73</b>	<b>1,049,038.06</b>	<b>67,961.94</b>	<b>6.08 %</b>
	<b>Fund: 111 - Capital Reserve Fund Surplus (Deficit):</b>	<b>3,200,000.00</b>	<b>2,083,000.00</b>	<b>156,982.73</b>	<b>-495,334.42</b>	<b>-2,578,334.42</b>	<b>123.78 %</b>
<b>Fund: 112 - Sweetwater Treatment Plant Fund</b>							
<b>Department: 0000 - Non-departmental</b>							
<a href="#">112-0000-40104</a>	Supplemental Charge	0.00	653,000.00	110,837.00	662,712.89	9,712.89	101.49 %
<a href="#">112-0000-41100</a>	Interest Income	0.00	0.00	0.00	-4,247.69	-4,247.69	0.00 %
	<b>Department: 0000 - Non-departmental Total:</b>	<b>0.00</b>	<b>653,000.00</b>	<b>110,837.00</b>	<b>658,465.20</b>	<b>5,465.20</b>	<b>0.84 %</b>
<b>Department: 7100 - Capital Outlay</b>							
<a href="#">112-7100-71200</a>	Principal Expense	0.00	0.00	-229,401.11	0.00	0.00	0.00 %
<a href="#">112-7100-71201</a>	Interest Expense	0.00	0.00	62,442.08	126,719.36	-126,719.36	0.00 %
	<b>Department: 7100 - Capital Outlay Total:</b>	<b>0.00</b>	<b>0.00</b>	<b>-166,959.03</b>	<b>126,719.36</b>	<b>-126,719.36</b>	<b>0.00 %</b>
	<b>Fund: 112 - Sweetwater Treatment Plant Fund Surplus (Deficit):</b>	<b>0.00</b>	<b>653,000.00</b>	<b>277,796.03</b>	<b>531,745.84</b>	<b>-121,254.16</b>	<b>18.57 %</b>
<b>Fund: 120 - State Revolving Fund</b>							
<b>Department: 0000 - Non-departmental</b>							
<a href="#">120-0000-41100</a>	Interest Income	0.00	0.00	0.00	3,052.57	3,052.57	0.00 %
<a href="#">120-0000-71201</a>	Interest Expense	0.00	0.00	-1,841.21	-921.61	921.61	0.00 %
	<b>Department: 0000 - Non-departmental Surplus (Deficit):</b>	<b>0.00</b>	<b>0.00</b>	<b>1,841.21</b>	<b>3,974.18</b>	<b>3,974.18</b>	<b>0.00 %</b>
<b>Department: 7100 - Capital Outlay</b>							
<a href="#">120-7100-71200</a>	Principal Expense	0.00	0.00	-10,809.64	0.00	0.00	0.00 %
<a href="#">120-7100-71201</a>	Interest Expense	0.00	0.00	14,870.74	30,340.63	-30,340.63	0.00 %
	<b>Department: 7100 - Capital Outlay Total:</b>	<b>0.00</b>	<b>0.00</b>	<b>4,061.10</b>	<b>30,340.63</b>	<b>-30,340.63</b>	<b>0.00 %</b>
	<b>Fund: 120 - State Revolving Fund Surplus (Deficit):</b>	<b>0.00</b>	<b>0.00</b>	<b>-2,219.89</b>	<b>-26,366.45</b>	<b>-26,366.45</b>	<b>0.00 %</b>
<b>Fund: 121 - SMER Fund</b>							
<b>Department: 0000 - Non-departmental</b>							
<a href="#">121-0000-41100</a>	Interest Income	0.00	0.00	0.00	1,377.90	1,377.90	0.00 %
	<b>Department: 0000 - Non-departmental Total:</b>	<b>0.00</b>	<b>0.00</b>	<b>0.00</b>	<b>1,377.90</b>	<b>1,377.90</b>	<b>0.00 %</b>
	<b>Fund: 121 - SMER Fund Total:</b>	<b>0.00</b>	<b>0.00</b>	<b>0.00</b>	<b>1,377.90</b>	<b>1,377.90</b>	<b>0.00 %</b>
<b>Fund: 200 - Zone Fund</b>							
<b>Department: 0000 - Non-departmental</b>							
<a href="#">200-0000-40200</a>	Zone Charges	185,000.00	185,000.00	34,734.07	207,652.39	22,652.39	112.24 %
<a href="#">200-0000-40201</a>	Zone Excrow Fee	12,000.00	12,000.00	1,300.00	12,815.90	815.90	106.80 %
<a href="#">200-0000-41100</a>	Interest Income	0.00	0.00	0.00	-3,655.32	-3,655.32	0.00 %
<a href="#">200-0000-41301</a>	Septic Design Fee	3,500.00	3,500.00	0.00	820.00	-2,680.00	76.57 %

Budget Report

For Fiscal: 2023-2024 Period Ending: 06/30/2024

		Original Total Budget	Current Total Budget	Period Activity	Fiscal Activity	Variance Favorable (Unfavorable)	Percent Remaining
<a href="#">200-0000-50402</a>	Pension Expense	0.00	0.00	249,799.68	249,799.68	-249,799.68	0.00 %
<b>Department: 0000 - Non-departmental Surplus (Deficit):</b>		<b>200,500.00</b>	<b>200,500.00</b>	<b>-213,765.61</b>	<b>-32,166.71</b>	<b>-232,666.71</b>	<b>116.04 %</b>
<b>Department: 6100 - ALT Zone Wastewater</b>							
<a href="#">200-6100-50100</a>	Salaries	132,360.00	132,360.00	12,213.49	148,184.77	-15,824.77	-11.96 %
<a href="#">200-6100-50102</a>	Overtime	1,272.00	1,272.00	0.00	485.36	786.64	61.84 %
<a href="#">200-6100-50200</a>	Payroll Taxes	12,574.00	12,574.00	901.14	11,017.67	1,556.33	12.38 %
<a href="#">200-6100-50300</a>	Health Insurance	38,850.00	38,850.00	392.64	36,629.02	2,220.98	5.72 %
<a href="#">200-6100-50302</a>	Insurance - Workers Compensation	1,360.00	1,360.00	431.85	1,756.03	-396.03	-29.12 %
<a href="#">200-6100-50400</a>	PERS Retirement Expense	9,884.00	9,884.00	1,051.21	13,461.66	-3,577.66	-36.20 %
<a href="#">200-6100-50401</a>	PERS UAL	15,565.00	34,873.00	0.00	34,872.53	0.47	0.00 %
<a href="#">200-6100-51100</a>	Materials & Supplies	5,800.00	5,800.00	1,068.58	6,044.99	-244.99	-4.22 %
<a href="#">200-6100-51101</a>	Durables/Rentals/Leases	1,600.00	1,600.00	0.00	162.39	1,437.61	89.85 %
<a href="#">200-6100-51103</a>	Safety/PPE Supplies	3,500.00	3,500.00	252.94	2,329.20	1,170.80	33.45 %
<a href="#">200-6100-51104</a>	Software/Licenses	0.00	1,651.00	-122.50	843.40	807.60	48.92 %
<a href="#">200-6100-51200</a>	Vehicle Maintenance	1,550.00	1,550.00	0.00	4,187.31	-2,637.31	-170.15 %
<a href="#">200-6100-51201</a>	Vehicle Operating - Fuel	5,000.00	5,000.00	532.08	5,278.95	-278.95	-5.58 %
<a href="#">200-6100-51300</a>	Professional Services	100,000.00	99,000.00	-353.04	30,212.55	68,787.45	69.48 %
<a href="#">200-6100-51301</a>	Insurance - General Liability	5,309.00	5,309.00	0.00	5,173.60	135.40	2.55 %
<a href="#">200-6100-52100</a>	Staff Development/Certifications	2,000.00	2,000.00	0.00	873.90	1,126.10	56.31 %
<a href="#">200-6100-52102</a>	Utilities	13,050.00	12,250.00	998.66	15,915.15	-3,665.15	-29.92 %
<a href="#">200-6100-52105</a>	Government Regulation Fees	56,250.00	56,250.00	3,691.00	51,929.78	4,320.22	7.68 %
<a href="#">200-6100-52108</a>	Membership/Subscriptions	500.00	500.00	0.00	296.00	204.00	40.80 %
<a href="#">200-6100-71100</a>	Capital Expenses	5,000.00	5,000.00	0.00	0.00	5,000.00	100.00 %
<b>Department: 6100 - ALT Zone Wastewater Total:</b>		<b>411,424.00</b>	<b>430,583.00</b>	<b>21,058.05</b>	<b>369,654.26</b>	<b>60,928.74</b>	<b>14.15 %</b>
<b>Department: 7100 - Capital Outlay</b>							
<a href="#">200-7100-71300</a>	Depreciation Expense	0.00	0.00	22,573.85	22,573.85	-22,573.85	0.00 %
<b>Department: 7100 - Capital Outlay Total:</b>		<b>0.00</b>	<b>0.00</b>	<b>22,573.85</b>	<b>22,573.85</b>	<b>-22,573.85</b>	<b>0.00 %</b>
<b>Fund: 200 - Zone Fund Surplus (Deficit):</b>		<b>-210,924.00</b>	<b>-230,083.00</b>	<b>-257,397.51</b>	<b>-424,394.82</b>	<b>-194,311.82</b>	<b>-84.45 %</b>
<b>Fund: 210 - CDS Capital Reserve Fund</b>							
<b>Department: 0000 - Non-departmental</b>							
<a href="#">210-0000-41100</a>	Interest Income	0.00	0.00	0.00	-773.91	-773.91	0.00 %
<b>Department: 0000 - Non-departmental Total:</b>		<b>0.00</b>	<b>0.00</b>	<b>0.00</b>	<b>-773.91</b>	<b>-773.91</b>	<b>0.00 %</b>
<b>Department: 7100 - Capital Outlay</b>							
<a href="#">210-7100-71100</a>	Capital Expenses	0.00	210,000.00	0.00	0.00	210,000.00	100.00 %
<b>Department: 7100 - Capital Outlay Total:</b>		<b>0.00</b>	<b>210,000.00</b>	<b>0.00</b>	<b>0.00</b>	<b>210,000.00</b>	<b>100.00 %</b>
<b>Fund: 210 - CDS Capital Reserve Fund Surplus (Deficit):</b>		<b>0.00</b>	<b>-210,000.00</b>	<b>0.00</b>	<b>-773.91</b>	<b>209,226.09</b>	<b>99.63 %</b>
<b>Fund: 211 - CDS M &amp; O Fund</b>							
<b>Department: 0000 - Non-departmental</b>							
<a href="#">211-0000-41100</a>	Interest Income	0.00	0.00	0.00	-201.59	-201.59	0.00 %
<b>Department: 0000 - Non-departmental Total:</b>		<b>0.00</b>	<b>0.00</b>	<b>0.00</b>	<b>-201.59</b>	<b>-201.59</b>	<b>0.00 %</b>
<b>Department: 6100 - ALT Zone Wastewater</b>							
<a href="#">211-6100-71400</a>	Loan Expense	0.00	10,000.00	0.00	0.00	10,000.00	100.00 %
<b>Department: 6100 - ALT Zone Wastewater Total:</b>		<b>0.00</b>	<b>10,000.00</b>	<b>0.00</b>	<b>0.00</b>	<b>10,000.00</b>	<b>100.00 %</b>
<b>Fund: 211 - CDS M &amp; O Fund Surplus (Deficit):</b>		<b>0.00</b>	<b>-10,000.00</b>	<b>0.00</b>	<b>-201.59</b>	<b>9,798.41</b>	<b>97.98 %</b>
<b>Fund: 400 - Capital Facility Charge Fund</b>							
<b>Department: 0000 - Non-departmental</b>							
<a href="#">400-0000-40301</a>	Pipeline Fund	0.00	0.00	0.00	1,461.80	1,461.80	0.00 %
<a href="#">400-0000-41100</a>	Interest Income	0.00	0.00	0.00	-2,182.74	-2,182.74	0.00 %
<b>Department: 0000 - Non-departmental Total:</b>		<b>0.00</b>	<b>0.00</b>	<b>0.00</b>	<b>-720.94</b>	<b>-720.94</b>	<b>0.00 %</b>
<b>Fund: 400 - Capital Facility Charge Fund Total:</b>		<b>0.00</b>	<b>0.00</b>	<b>0.00</b>	<b>-720.94</b>	<b>-720.94</b>	<b>0.00 %</b>

Budget Report

For Fiscal: 2023-2024 Period Ending: 06/30/2024

	Original Total Budget	Current Total Budget	Period Activity	Fiscal Activity	Variance Favorable (Unfavorable)	Percent Remaining
<b>Fund: 401 - Water Development Fund</b>						
<b>Department: 0000 - Non-departmental</b>						
<a href="#">401-0000-41100</a> Interest Income	0.00	0.00	0.00	-2,021.44	-2,021.44	0.00 %
<b>Department: 0000 - Non-departmental Total:</b>	<b>0.00</b>	<b>0.00</b>	<b>0.00</b>	<b>-2,021.44</b>	<b>-2,021.44</b>	<b>0.00 %</b>
<b>Fund: 401 - Water Development Fund Total:</b>	<b>0.00</b>	<b>0.00</b>	<b>0.00</b>	<b>-2,021.44</b>	<b>-2,021.44</b>	<b>0.00 %</b>
<b>Fund: 500 - Stewart Mine Fund</b>						
<b>Department: 0000 - Non-departmental</b>						
<a href="#">500-0000-40105</a> Property Tax Revenue	0.00	0.00	549.90	549.90	549.90	0.00 %
<a href="#">500-0000-41100</a> Interest Income	0.00	0.00	0.00	-221.92	-221.92	0.00 %
<a href="#">500-0000-52107</a> Other Miscellaneous Expense	0.00	0.00	46.92	46.92	-46.92	0.00 %
<b>Department: 0000 - Non-departmental Surplus (Deficit):</b>	<b>0.00</b>	<b>0.00</b>	<b>502.98</b>	<b>281.06</b>	<b>281.06</b>	<b>0.00 %</b>
<b>Department: 7100 - Capital Outlay</b>						
<a href="#">500-7100-71201</a> Interest Expense	0.00	0.00	5,447.93	8,918.88	-8,918.88	0.00 %
<b>Department: 7100 - Capital Outlay Total:</b>	<b>0.00</b>	<b>0.00</b>	<b>5,447.93</b>	<b>8,918.88</b>	<b>-8,918.88</b>	<b>0.00 %</b>
<b>Fund: 500 - Stewart Mine Fund Surplus (Deficit):</b>	<b>0.00</b>	<b>0.00</b>	<b>-4,944.95</b>	<b>-8,637.82</b>	<b>-8,637.82</b>	<b>0.00 %</b>
<b>Fund: 501 - Garden Valley Fund</b>						
<b>Department: 0000 - Non-departmental</b>						
<a href="#">501-0000-41100</a> Interest Income	0.00	0.00	0.00	-369.79	-369.79	0.00 %
<b>Department: 0000 - Non-departmental Total:</b>	<b>0.00</b>	<b>0.00</b>	<b>0.00</b>	<b>-369.79</b>	<b>-369.79</b>	<b>0.00 %</b>
<b>Fund: 501 - Garden Valley Fund Total:</b>	<b>0.00</b>	<b>0.00</b>	<b>0.00</b>	<b>-369.79</b>	<b>-369.79</b>	<b>0.00 %</b>
<b>Fund: 502 - Kelsey North Fund</b>						
<b>Department: 0000 - Non-departmental</b>						
<a href="#">502-0000-40105</a> Property Tax Revenue	0.00	0.00	873.65	873.65	873.65	0.00 %
<a href="#">502-0000-41100</a> Interest Income	0.00	0.00	0.00	-509.15	-509.15	0.00 %
<a href="#">502-0000-52107</a> Other Miscellaneous Expense	0.00	0.00	46.92	46.92	-46.92	0.00 %
<a href="#">502-0000-71201</a> Interest Expense	0.00	0.00	836.00	4,922.40	-4,922.40	0.00 %
<b>Department: 0000 - Non-departmental Surplus (Deficit):</b>	<b>0.00</b>	<b>0.00</b>	<b>-9.27</b>	<b>-4,604.82</b>	<b>-4,604.82</b>	<b>0.00 %</b>
<b>Department: 7100 - Capital Outlay</b>						
<a href="#">502-7100-71201</a> Interest Expense	0.00	0.00	0.00	-539.10	539.10	0.00 %
<b>Department: 7100 - Capital Outlay Total:</b>	<b>0.00</b>	<b>0.00</b>	<b>0.00</b>	<b>-539.10</b>	<b>539.10</b>	<b>0.00 %</b>
<b>Fund: 502 - Kelsey North Fund Surplus (Deficit):</b>	<b>0.00</b>	<b>0.00</b>	<b>-9.27</b>	<b>-4,065.72</b>	<b>-4,065.72</b>	<b>0.00 %</b>
<b>Report Surplus (Deficit):</b>	<b>3,714,100.00</b>	<b>3,050,572.00</b>	<b>-786,073.07</b>	<b>-794,563.10</b>	<b>-3,845,135.10</b>	<b>126.05 %</b>

**Group Summary**

Departmen...	Original Total Budget	Current Total Budget	Period Activity	Fiscal Activity	Variance Favorable (Unfavorable)	Percent Remaining
<b>Fund: 100 - Water Fund</b>						
0000 - Non-departmental	5,844,772.00	5,879,772.00	791,454.19	6,124,825.58	245,053.58	-4.17 %
5100 - Source of Supply	622,610.00	667,016.00	-418,117.28	113,584.38	553,431.62	82.97 %
5200 - Raw Water	791,442.00	668,846.00	39,256.92	586,634.77	82,211.23	12.29 %
5300 - Water Treatment	844,553.00	852,521.00	111,690.24	901,580.35	-49,059.35	-5.75 %
5400 - Treated Water	1,070,577.00	1,143,899.00	65,263.10	1,116,792.55	27,106.45	2.37 %
5600 - Admin	1,955,566.00	1,971,876.00	154,274.47	2,137,661.91	-165,785.91	-8.41 %
7100 - Capital Outlay	0.00	0.00	1,016,094.23	1,017,452.91	-1,017,452.91	0.00 %
<b>Fund: 100 - Water Fund Surplus (Deficit):</b>	<b>560,024.00</b>	<b>575,614.00</b>	<b>-177,007.49</b>	<b>251,118.71</b>	<b>-324,495.29</b>	<b>56.37 %</b>
<b>Fund: 101 - Retiree Health Fund</b>						
0000 - Non-departmental	0.00	0.00	0.00	10,480.55	10,480.55	0.00 %
5600 - Admin	0.00	0.00	781,197.06	793,527.43	-793,527.43	0.00 %
<b>Fund: 101 - Retiree Health Fund Surplus (Deficit):</b>	<b>0.00</b>	<b>0.00</b>	<b>-781,197.06</b>	<b>-783,046.88</b>	<b>-783,046.88</b>	<b>0.00 %</b>
<b>Fund: 102 - SMUD Fund</b>						
0000 - Non-departmental	110,000.00	134,041.00	0.00	130,181.26	-3,859.74	2.88 %
<b>Fund: 102 - SMUD Fund Total:</b>	<b>110,000.00</b>	<b>134,041.00</b>	<b>0.00</b>	<b>130,181.26</b>	<b>-3,859.74</b>	<b>2.88 %</b>
<b>Fund: 103 - Hydroelectric Fund</b>						
0000 - Non-departmental	55,000.00	55,000.00	1,988.44	37,714.49	-17,285.51	31.43 %
5200 - Raw Water	0.00	0.00	64.10	767.52	-767.52	0.00 %
<b>Fund: 103 - Hydroelectric Fund Surplus (Deficit):</b>	<b>55,000.00</b>	<b>55,000.00</b>	<b>1,924.34</b>	<b>36,946.97</b>	<b>-18,053.03</b>	<b>32.82 %</b>
<b>Fund: 111 - Capital Reserve Fund</b>						
0000 - Non-departmental	3,200,000.00	3,200,000.00	0.00	553,703.64	-2,646,296.36	82.70 %
7100 - Capital Outlay	0.00	1,117,000.00	-156,982.73	1,049,038.06	67,961.94	6.08 %
<b>Fund: 111 - Capital Reserve Fund Surplus (Deficit):</b>	<b>3,200,000.00</b>	<b>2,083,000.00</b>	<b>156,982.73</b>	<b>-495,334.42</b>	<b>-2,578,334.42</b>	<b>123.78 %</b>
<b>Fund: 112 - Sweetwater Treatment Plant Fund</b>						
0000 - Non-departmental	0.00	653,000.00	110,837.00	658,465.20	5,465.20	0.84 %
7100 - Capital Outlay	0.00	0.00	-166,959.03	126,719.36	-126,719.36	0.00 %
<b>Fund: 112 - Sweetwater Treatment Plant Fund Surplus (Deficit):</b>	<b>0.00</b>	<b>653,000.00</b>	<b>277,796.03</b>	<b>531,745.84</b>	<b>-121,254.16</b>	<b>18.57 %</b>
<b>Fund: 120 - State Revolving Fund</b>						
0000 - Non-departmental	0.00	0.00	1,841.21	3,974.18	3,974.18	0.00 %
7100 - Capital Outlay	0.00	0.00	4,061.10	30,340.63	-30,340.63	0.00 %
<b>Fund: 120 - State Revolving Fund Surplus (Deficit):</b>	<b>0.00</b>	<b>0.00</b>	<b>-2,219.89</b>	<b>-26,366.45</b>	<b>-26,366.45</b>	<b>0.00 %</b>
<b>Fund: 121 - SMER Fund</b>						
0000 - Non-departmental	0.00	0.00	0.00	1,377.90	1,377.90	0.00 %
<b>Fund: 121 - SMER Fund Total:</b>	<b>0.00</b>	<b>0.00</b>	<b>0.00</b>	<b>1,377.90</b>	<b>1,377.90</b>	<b>0.00 %</b>
<b>Fund: 200 - Zone Fund</b>						
0000 - Non-departmental	200,500.00	200,500.00	-213,765.61	-32,166.71	-232,666.71	116.04 %
6100 - ALT Zone Wastewater	411,424.00	430,583.00	21,058.05	369,654.26	60,928.74	14.15 %
7100 - Capital Outlay	0.00	0.00	22,573.85	22,573.85	-22,573.85	0.00 %
<b>Fund: 200 - Zone Fund Surplus (Deficit):</b>	<b>-210,924.00</b>	<b>-230,083.00</b>	<b>-257,397.51</b>	<b>-424,394.82</b>	<b>-194,311.82</b>	<b>-84.45 %</b>
<b>Fund: 210 - CDS Capital Reserve Fund</b>						
0000 - Non-departmental	0.00	0.00	0.00	-773.91	-773.91	0.00 %
7100 - Capital Outlay	0.00	210,000.00	0.00	0.00	210,000.00	100.00 %
<b>Fund: 210 - CDS Capital Reserve Fund Surplus (Deficit):</b>	<b>0.00</b>	<b>-210,000.00</b>	<b>0.00</b>	<b>-773.91</b>	<b>209,226.09</b>	<b>99.63 %</b>
<b>Fund: 211 - CDS M &amp; O Fund</b>						
0000 - Non-departmental	0.00	0.00	0.00	-201.59	-201.59	0.00 %
6100 - ALT Zone Wastewater	0.00	10,000.00	0.00	0.00	10,000.00	100.00 %
<b>Fund: 211 - CDS M &amp; O Fund Surplus (Deficit):</b>	<b>0.00</b>	<b>-10,000.00</b>	<b>0.00</b>	<b>-201.59</b>	<b>9,798.41</b>	<b>97.98 %</b>
<b>Fund: 400 - Capital Facility Charge Fund</b>						
0000 - Non-departmental	0.00	0.00	0.00	-720.94	-720.94	0.00 %
<b>Fund: 400 - Capital Facility Charge Fund Total:</b>	<b>0.00</b>	<b>0.00</b>	<b>0.00</b>	<b>-720.94</b>	<b>-720.94</b>	<b>0.00 %</b>

**Budget Report**

**For Fiscal: 2023-2024 Period Ending: 06/30/2024**

Department...	Original Total Budget	Current Total Budget	Period Activity	Fiscal Activity	Variance Favorable (Unfavorable)	Percent Remaining
<b>Fund: 401 - Water Development Fund</b>						
0000 - Non-departmental	0.00	0.00	0.00	-2,021.44	-2,021.44	0.00 %
<b>Fund: 401 - Water Development Fund Total:</b>	<b>0.00</b>	<b>0.00</b>	<b>0.00</b>	<b>-2,021.44</b>	<b>-2,021.44</b>	<b>0.00 %</b>
<b>Fund: 500 - Stewart Mine Fund</b>						
0000 - Non-departmental	0.00	0.00	502.98	281.06	281.06	0.00 %
7100 - Capital Outlay	0.00	0.00	5,447.93	8,918.88	-8,918.88	0.00 %
<b>Fund: 500 - Stewart Mine Fund Surplus (Deficit):</b>	<b>0.00</b>	<b>0.00</b>	<b>-4,944.95</b>	<b>-8,637.82</b>	<b>-8,637.82</b>	<b>0.00 %</b>
<b>Fund: 501 - Garden Valley Fund</b>						
0000 - Non-departmental	0.00	0.00	0.00	-369.79	-369.79	0.00 %
<b>Fund: 501 - Garden Valley Fund Total:</b>	<b>0.00</b>	<b>0.00</b>	<b>0.00</b>	<b>-369.79</b>	<b>-369.79</b>	<b>0.00 %</b>
<b>Fund: 502 - Kelsey North Fund</b>						
0000 - Non-departmental	0.00	0.00	-9.27	-4,604.82	-4,604.82	0.00 %
7100 - Capital Outlay	0.00	0.00	0.00	-539.10	539.10	0.00 %
<b>Fund: 502 - Kelsey North Fund Surplus (Deficit):</b>	<b>0.00</b>	<b>0.00</b>	<b>-9.27</b>	<b>-4,065.72</b>	<b>-4,065.72</b>	<b>0.00 %</b>
<b>Report Surplus (Deficit):</b>	<b>3,714,100.00</b>	<b>3,050,572.00</b>	<b>-786,073.07</b>	<b>-794,563.10</b>	<b>-3,845,135.10</b>	<b>126.05 %</b>

### Fund Summary

Fund	Original Total Budget	Current Total Budget	Period Activity	Fiscal Activity	Variance Favorable (Unfavorable)
100 - Water Fund	560,024.00	575,614.00	-177,007.49	251,118.71	-324,495.29
101 - Retiree Health Fund	0.00	0.00	-781,197.06	-783,046.88	-783,046.88
102 - SMUD Fund	110,000.00	134,041.00	0.00	130,181.26	-3,859.74
103 - Hydroelectric Fund	55,000.00	55,000.00	1,924.34	36,946.97	-18,053.03
111 - Capital Reserve Fund	3,200,000.00	2,083,000.00	156,982.73	-495,334.42	-2,578,334.42
112 - Sweetwater Treatment Plant	0.00	653,000.00	277,796.03	531,745.84	-121,254.16
120 - State Revolving Fund	0.00	0.00	-2,219.89	-26,366.45	-26,366.45
121 - SMER Fund	0.00	0.00	0.00	1,377.90	1,377.90
200 - Zone Fund	-210,924.00	-230,083.00	-257,397.51	-424,394.82	-194,311.82
210 - CDS Capital Reserve Fund	0.00	-210,000.00	0.00	-773.91	209,226.09
211 - CDS M & O Fund	0.00	-10,000.00	0.00	-201.59	9,798.41
400 - Capital Facility Charge Fund	0.00	0.00	0.00	-720.94	-720.94
401 - Water Development Fund	0.00	0.00	0.00	-2,021.44	-2,021.44
500 - Stewart Mine Fund	0.00	0.00	-4,944.95	-8,637.82	-8,637.82
501 - Garden Valley Fund	0.00	0.00	0.00	-369.79	-369.79
502 - Kelsey North Fund	0.00	0.00	-9.27	-4,065.72	-4,065.72
<b>Report Surplus (Deficit):</b>	<b>3,714,100.00</b>	<b>3,050,572.00</b>	<b>-786,073.07</b>	<b>-794,563.10</b>	<b>-3,845,135.10</b>



Georgetown Divide PUD

# Check Report

By Check Number

Date Range: 07/01/2023 - 06/30/2024

Vendor Number	Vendor Name	Payment Date	Payment Type	Discount Amount	Payment Amount	Number
<b>Bank Code: EDSB-El Dorado Savings Bank</b>						
SCH03	SCHNEIDER, NICHOLAS	07/11/2023	Regular	0.00	473.52	34988
ACW01	ACWA/JPIA	07/14/2023	Regular	0.00	9,297.81	34993
ACW05	ACWA/JPIA HEALTH	07/14/2023	Regular	0.00	42,603.13	34994
ADM01	Matthew Shepherd	07/14/2023	Regular	0.00	90.00	34995
ADT01	ADT SECURITY SERVICES	07/14/2023	Regular	0.00	5,129.37	34996
ALL01	ALLEN KRAUSE	07/14/2023	Regular	0.00	386.17	34997
AMP01	AMPRA'S Staffing Services, Inc	07/14/2023	Regular	0.00	1,835.20	34998
AND01	ANDERSON'S SIERRA PIPE CO	07/14/2023	Regular	0.00	152.53	34999
ARA01	ARAMARK	07/14/2023	Regular	0.00	45.07	35000
BEA01	BUTTE EQUIPMENT RENTALS	07/14/2023	Regular	0.00	597.00	35001
BUC01	Buckmaster Office Solutions	07/14/2023	Regular	0.00	20.00	35002
CAR08	Carmody Software, Inc.	07/14/2023	Regular	0.00	59.00	35003
CLS01	CLS LABS	07/14/2023	Regular	0.00	290.00	35004
ELD05	EDC AUDITOR-CONTROLLER	07/14/2023	Regular	0.00	6,144.30	35005
ELD16	EL DORADO DISPOSAL SERVICE	07/14/2023	Regular	0.00	429.00	35006
FSL01	Fidelity Security Life Insurance Company	07/14/2023	Regular	0.00	337.28	35007
GEO02	GEORGETOWN GAZETTE	07/14/2023	Regular	0.00	244.00	35008
GEO04	DIVIDE SUPPLY ACE HARDWARE	07/14/2023	Regular	0.00	1,096.18	35009
HAR03	HARRIS INDUSTRIAL GASES	07/14/2023	Regular	0.00	53.00	35010
HAR08	KEITH P. HARSTON	07/14/2023	Regular	0.00	100.00	35011
HOL03	HOLT OF CALIFORNIA	07/14/2023	Regular	0.00	13,854.47	35012
ICM03	ICMA	07/14/2023	Regular	0.00	1,318.44	35013
IFS01	Infosend, Inc.	07/14/2023	Regular	0.00	418.83	35014
INF01	Infinity Technologies	07/14/2023	Regular	0.00	1,470.00	35015
IUO01	IUOE, LOCAL 39	07/14/2023	Regular	0.00	352.69	35016
IUO02	AFSCME District Council 57	07/14/2023	Regular	0.00	344.72	35017
LSL01	LANCE, SOLL & LUNGHARD, LLP	07/14/2023	Regular	0.00	10,980.00	35018
MAC02	MACDONALD, MITCH	07/14/2023	Regular	0.00	825.62	35019
MOU02	MOUNTAIN DEMOCRAT	07/14/2023	Regular	0.00	302.55	35020
PAC02	PACIFIC GAS & ELECTRIC	07/14/2023	Regular	0.00	110.53	35021
PAC02	PACIFIC GAS & ELECTRIC	07/14/2023	Regular	0.00	19,740.68	35022
PAC06	PACE SUPPLY 23714-00	07/14/2023	Regular	0.00	2,312.12	35023
PUL01	PULFER, JEFF	07/14/2023	Regular	0.00	117.76	35024
RAM01	RAMMCO	07/14/2023	Regular	0.00	522.18	35025
RUL01	RULE, BRIAN	07/14/2023	Regular	0.00	210.25	35026
RWA01	Regional Water Authority	07/14/2023	Regular	0.00	4,218.00	35027
SSY01	Sloan Sakai Yeung & Wong LLP	07/14/2023	Regular	0.00	516.50	35028
STR01	STREAMLINE	07/14/2023	Regular	0.00	4,500.00	35029
SWR03	STATE WATER RESOURCES CON	07/14/2023	Regular	0.00	90.00	35030
TEI01	A. TEICHERT & SON, INC	07/14/2023	Regular	0.00	737.16	35031
TYL02	TYLER TECHNOLOGIES, INC	07/14/2023	Regular	0.00	196.00	35032
USA04	HD SUPPLY, INC	07/14/2023	Regular	0.00	1,908.08	35033
USB06	U.S. BANK EQUIPMENT FINANCE	07/14/2023	Regular	0.00	820.50	35034
VEC01	Vectis DC LLC	07/14/2023	Regular	0.00	4,000.00	35035
VER02	Verizon Connect Fleet USA LLC	07/14/2023	Regular	0.00	265.30	35036
WES08	WESTERN HYDROLOGICS, LLP	07/14/2023	Regular	0.00	5,474.76	35037
ZAN01	ZANJERO, INC.	07/14/2023	Regular	0.00	2,067.50	35038
ACW01	ACWA/JPIA	07/21/2023	Regular	0.00	29,475.36	35039
ALL01	ALLEN KRAUSE	07/21/2023	Regular	0.00	244.43	35040
ARA01	ARAMARK	07/21/2023	Regular	0.00	90.14	35041
ATT02	AT&T	07/21/2023	Regular	0.00	127.64	35042
ATT04	AT&T Internet	07/21/2023	Regular	0.00	95.59	35043
BEN04	BENNETT ENGINEERING SERVICES	07/21/2023	Regular	0.00	16,043.43	35044
BJP01	BRUCE R. JOHNSON	07/21/2023	Regular	0.00	600.00	35045



Check Report

Date Range: 07/01/2023 - 06/30/2024

Vendor Number	Vendor Name	Payment Date	Payment Type	Discount Amount	Payment Amount	Number
BLU01	ANTHEM BLUE CROSS	07/21/2023	Regular	0.00	2,890.32	35046
BLU06	BLUE SHIELD OF CALIFORNIA	07/21/2023	Regular	0.00	-304.00	35047
BLU06	BLUE SHIELD OF CALIFORNIA	07/21/2023	Regular	0.00	304.00	35047
CAL17	STATE OF CA - DEPT OF FORESTRY AND FIRE PR	07/21/2023	Regular	0.00	226.94	35048
CLS01	CLS LABS	07/21/2023	Regular	0.00	75.00	35049
DIV05	PLACERVILLE AUTO PARTS, INC.	07/21/2023	Regular	0.00	9.64	35050
ESR01	ENVIRONMENTAL SYSTEMS RESEARCH INSTITU	07/21/2023	Regular	0.00	2,707.81	35051
GEO01	GEORGETOWN HARDWARE	07/21/2023	Regular	0.00	174.43	35052
KAI01	Kaiser Permanente	07/21/2023	Regular	0.00	110.10	35053
KAS01	KASL CONSULTING ENGINEERS	07/21/2023	Regular	0.00	19,167.88	35054
KLA02	KLAHN, CHRISTIAN	07/21/2023	Regular	0.00	300.00	35055
NBS01	NBS	07/21/2023	Regular	0.00	171.60	35056
RAM01	RAMMCO	07/21/2023	Regular	0.00	174.06	35057
SIE02	Sierra Asphalt, Inc	07/21/2023	Regular	0.00	13,276.13	35058
SIG01	SIGNAL SERVICE INC	07/21/2023	Regular	0.00	300.00	35059
TYL02	TYLER TECHNOLOGIES, INC	07/21/2023	Regular	0.00	175.00	35060
UNI06	UNITEDHEALTHCARE INSURANCE	07/21/2023	Regular	0.00	696.20	35061
USA04	HD SUPPLY, INC	07/21/2023	Regular	0.00	1,176.54	35062
USB05	U.S. BANK CORPORATE PAYMENT SYSTEMS	07/21/2023	Regular	0.00	2,201.94	35063
VER01	VERIZON WIRELESS	07/21/2023	Regular	0.00	50.02	35064
WAL02	WALKER'S OFFICE SUPPLY	07/21/2023	Regular	0.00	172.89	35065
WHI01	White Brenner LLP	07/21/2023	Regular	0.00	2,914.50	35066
WIL01	Wilkinson Portables Inc.	07/21/2023	Regular	0.00	314.65	35067
ACW01	ACWA/JPIA	07/28/2023	Regular	0.00	1,695.00	35069
AFL01	AMERICAN FAMILY LIFE INS	07/28/2023	Regular	0.00	1,334.00	35070
ALL01	ALLEN KRAUSE	07/28/2023	Regular	0.00	786.35	35071
ARA01	ARAMARK	07/28/2023	Regular	0.00	45.07	35072
ATT02	AT&T	07/28/2023	Regular	0.00	2,478.62	35073
AWW01	AMERICAN WATER WORKS ASSN	07/28/2023	Regular	0.00	487.00	35074
CAR01	Cartegraph Systems LLC	07/28/2023	Regular	0.00	16,840.50	35075
CLS01	CLS LABS	07/28/2023	Regular	0.00	45.00	35076
CWS01	CORBIN WILLITS SYS. INC.	07/28/2023	Regular	0.00	1,216.56	35077
GEO02	GEORGETOWN GAZETTE	07/28/2023	Regular	0.00	652.70	35078
ICM03	ICMA	07/28/2023	Regular	0.00	1,197.88	35079
IUO01	IUOE, LOCAL 39	07/28/2023	Regular	0.00	361.34	35080
IUO02	AFSCME District Council 57	07/28/2023	Regular	0.00	358.50	35081
PAC02	PACIFIC GAS & ELECTRIC	07/28/2023	Regular	0.00	9.41	35082
PAC02	PACIFIC GAS & ELECTRIC	07/28/2023	Regular	0.00	50.62	35083
PAC02	PACIFIC GAS & ELECTRIC	07/28/2023	Regular	0.00	27.10	35084
PAC02	PACIFIC GAS & ELECTRIC	07/28/2023	Regular	0.00	156.32	35085
PAC02	PACIFIC GAS & ELECTRIC	07/28/2023	Regular	0.00	1,341.54	35086
PAC02	PACIFIC GAS & ELECTRIC	07/28/2023	Regular	0.00	17.84	35087
PAC02	PACIFIC GAS & ELECTRIC	07/28/2023	Regular	0.00	33.00	35088
PAC02	PACIFIC GAS & ELECTRIC	07/28/2023	Regular	0.00	124.20	35089
PAC06	PACE SUPPLY 23714-00	07/28/2023	Regular	0.00	637.09	35090
PIC02	PICOVALE SERVICES, INC.	07/28/2023	Regular	0.00	5,116.27	35091
POL02	POLARIS SALES INC	07/28/2023	Regular	0.00	38,023.93	35092
POW01	POWERNET GLOBAL COMMUNICATIONS	07/28/2023	Regular	0.00	154.15	35093
PRE01	PREMIER ACCESS INS CO	07/28/2023	Regular	0.00	3,124.84	35094
RAM01	RAMMCO	07/28/2023	Regular	0.00	174.06	35095
SIE02	Sierra Asphalt, Inc	07/28/2023	Regular	0.00	21,998.15	35096
TIR01	TIREHUB, LLC	07/28/2023	Regular	0.00	1,432.57	35097
TYL02	TYLER TECHNOLOGIES, INC	07/28/2023	Regular	0.00	23,093.74	35098
USA01	UNDERGROUND SERVICE ALERT	07/28/2023	Regular	0.00	3,680.50	35099
VER01	VERIZON WIRELESS	07/28/2023	Regular	0.00	1,186.92	35100
WAL02	WALKER'S OFFICE SUPPLY	07/28/2023	Regular	0.00	551.62	35101
WEX01	Wex Bank	07/28/2023	Regular	0.00	6,200.23	35102
ACW05	ACWA/JPIA HEALTH	08/11/2023	Regular	0.00	42,042.05	35106
ADT01	ADT SECURITY SERVICES	08/11/2023	Regular	0.00	243.06	35107
ADV01	ADVENT TECHNOLOGIES	08/11/2023	Regular	0.00	135.00	35108
ALL01	ALLEN KRAUSE	08/11/2023	Regular	0.00	453.01	35109

Check Report

Date Range: 07/01/2023 - 06/30/2024

Vendor Number	Vendor Name	Payment Date	Payment Type	Discount Amount	Payment Amount	Number
AMP01	AMPRA'S Staffing Services, Inc	08/11/2023	Regular	0.00	1,420.80	35110
ARA01	ARAMARK	08/11/2023	Regular	0.00	90.14	35111
CAR08	Carmody Software, Inc.	08/11/2023	Regular	0.00	59.00	35112
CLS01	CLS LABS	08/11/2023	Regular	0.00	120.00	35113
DMI01	DENNIS M. IRVIN	08/11/2023	Regular	0.00	120.00	35114
ELD16	EL DORADO DISPOSAL SERVICE	08/11/2023	Regular	0.00	451.35	35115
FER01	FERRELLGAS	08/11/2023	Regular	0.00	12.00	35116
FSL01	Fidelity Security Life Insurance Company	08/11/2023	Regular	0.00	337.28	35117
GEO04	DIVIDE SUPPLY ACE HARDWARE	08/11/2023	Regular	0.00	338.91	35118
GOL04	GOLD MOUNTAIN CALIFORNIA NEWS MEDIA IN	08/11/2023	Regular	0.00	420.00	35119
GUT01	GUTIERREZ, ROBERT	08/11/2023	Regular	0.00	500.00	35120
HOL03	HOLT OF CALIFORNIA	08/11/2023	Regular	0.00	409.49	35121
HOM01	HOME DEPOT CREDIT SERVICE	08/11/2023	Regular	0.00	419.99	35122
ICM03	ICMA	08/11/2023	Regular	0.00	1,247.88	35123
IFS01	Infosend, Inc.	08/11/2023	Regular	0.00	3,298.98	35124
IUO01	IUOE, LOCAL 39	08/11/2023	Regular	0.00	361.34	35125
IUO02	AFSCME District Council 57	08/11/2023	Regular	0.00	358.50	35126
KAL01	Kirk Lovejoy	08/11/2023	Regular	0.00	13,550.00	35127
KAS01	KASL CONSULTING ENGINEERS	08/11/2023	Regular	0.00	6,989.00	35128
LSL01	LANCE, SOLL & LUNGHARD, LLP	08/11/2023	Regular	0.00	15,876.80	35129
MAZ01	MAZE & ASSOCIATES	08/11/2023	Regular	0.00	4,040.00	35130
NAT04	NATIONAL PRINT & PROMO	08/11/2023	Regular	0.00	80.40	35131
NTU01	NTU TECHNOLOGIES, INC.	08/11/2023	Regular	0.00	588.70	35132
OPT01	OPTIMIZED INVESTMENT PARTNERS	08/11/2023	Regular	0.00	902.84	35133
PAC02	PACIFIC GAS & ELECTRIC	08/11/2023	Regular	0.00	177.76	35134
PAC02	PACIFIC GAS & ELECTRIC	08/11/2023	Regular	0.00	197.61	35135
PAC02	PACIFIC GAS & ELECTRIC	08/11/2023	Regular	0.00	24,640.25	35136
PAC02	PACIFIC GAS & ELECTRIC	08/11/2023	Regular	0.00	158.38	35137
PAC02	PACIFIC GAS & ELECTRIC	08/11/2023	Regular	0.00	419.37	35138
PAC06	PACE SUPPLY 23714-00	08/11/2023	Regular	0.00	1,187.00	35139
RAM01	RAMMCO	08/11/2023	Regular	0.00	348.12	35140
ROB01	DON ROBINSON	08/11/2023	Regular	0.00	1,040.33	35141
TEI01	A. TEICHERT & SON, INC	08/11/2023	Regular	0.00	552.36	35142
THA01	THATCHER COMPANY OF CALIF	08/11/2023	Regular	0.00	11,177.19	35143
TIR01	TIREHUB, LLC	08/11/2023	Regular	0.00	2,248.94	35144
TYL01	TYLER, ERIC	08/11/2023	Regular	0.00	60.00	35145
USA04	HD SUPPLY, INC	08/11/2023	Regular	0.00	127.58	35146
USB06	U.S. BANK EQUIPMENT FINANCE	08/11/2023	Regular	0.00	634.65	35147
VEC01	Vectis DC LLC	08/11/2023	Regular	0.00	4,000.00	35148
VER02	Verizon Connect Fleet USA LLC	08/11/2023	Regular	0.00	265.30	35149
WEL02	WELLS FARGO BANK	08/11/2023	Regular	0.00	2,088.14	35150
WES08	WESTERN HYDROLOGICS, LLP	08/11/2023	Regular	0.00	4,695.16	35151
ZAN01	ZANJERO, INC.	08/11/2023	Regular	0.00	1,180.00	35152
ADT01	ADT SECURITY SERVICES	08/18/2023	Regular	0.00	531.62	35153
ARA01	ARAMARK	08/18/2023	Regular	0.00	45.07	35154
ATT02	AT&T	08/18/2023	Regular	0.00	127.64	35155
ATT04	AT&T Internet	08/18/2023	Regular	0.00	153.37	35156
CAL17	STATE OF CA - DEPT OF FORESTRY AND FIRE PRI	08/18/2023	Regular	0.00	553.88	35157
CLS01	CLS LABS	08/18/2023	Regular	0.00	1,140.00	35158
DAV01	Dave's Tree Work & Forest Management, Inc	08/18/2023	Regular	0.00	9,881.25	35159
DIV05	PLACERVILLE AUTO PARTS, INC.	08/18/2023	Regular	0.00	448.18	35160
GEO02	GEORGETOWN GAZETTE	08/18/2023	Regular	0.00	442.00	35161
GEO14	GEORGETOWN DIVIDE ROTARY	08/18/2023	Regular	0.00	45.00	35162
GLE02	GLENN LUGLIANI DBA:	08/18/2023	Regular	0.00	295.49	35163
HER01	Herc Rentals Inc	08/18/2023	Regular	0.00	1,986.91	35164
HOL03	HOLT OF CALIFORNIA	08/18/2023	Regular	0.00	2,522.51	35165
INF01	Infinity Technologies	08/18/2023	Regular	0.00	1,627.50	35166
KAI01	Kaiser Permanente	08/18/2023	Regular	0.00	110.10	35167
MOU02	MOUNTAIN DEMOCRAT	08/18/2023	Regular	0.00	350.00	35168
RAM01	RAMMCO	08/18/2023	Regular	0.00	174.06	35169
RIE01	RIEBES AUTO PARTS,LLC	08/18/2023	Regular	0.00	36.45	35170

Check Report

Date Range: 07/01/2023 - 06/30/2024

Vendor Number	Vendor Name	Payment Date	Payment Type	Discount Amount	Payment Amount	Number
SWR04	STATE WATER RESOURCES CON	08/18/2023	Regular	0.00	72,934.19	35171
TEI01	A. TEICHERT & SON, INC	08/18/2023	Regular	0.00	315.09	35172
	**Void**	08/18/2023	Regular	0.00	0.00	35173
	**Void**	08/18/2023	Regular	0.00	0.00	35174
	**Void**	08/18/2023	Regular	0.00	0.00	35175
	**Void**	08/18/2023	Regular	0.00	0.00	35176
UNI06	UNITEDHEALTHCARE INSURANCE	08/18/2023	Regular	0.00	696.20	35177
VER01	VERIZON WIRELESS	08/18/2023	Regular	0.00	50.02	35178
VER01	VERIZON WIRELESS	08/18/2023	Regular	0.00	-50.02	35178
WES09	NATHAN THOMAS	08/18/2023	Regular	0.00	2,816.00	35179
WIL01	Wilkinson Portables Inc.	08/18/2023	Regular	0.00	314.65	35180
AFL01	AMERICAN FAMILY LIFE INS	08/25/2023	Regular	0.00	1,334.00	35181
ATT01	AT&T CORPORATION	08/25/2023	Regular	0.00	1,281.95	35182
BEA01	BUTTE EQUIPMENT RENTALS	08/25/2023	Regular	0.00	750.00	35183
BEN04	BENNETT ENGINEERING SERVICES	08/25/2023	Regular	0.00	5,964.50	35184
BLU06	BLUE SHIELD OF CALIFORNIA	08/25/2023	Regular	0.00	608.00	35185
CLS01	CLS LABS	08/25/2023	Regular	0.00	150.00	35186
CWS01	CORBIN WILLITS SYS. INC.	08/25/2023	Regular	0.00	608.28	35187
DIV05	PLACERVILLE AUTO PARTS, INC.	08/25/2023	Regular	0.00	58.50	35188
DWR01	DEPT. OF WATER RESOURCES	08/25/2023	Regular	0.00	15,397.73	35189
ECO01	ECORP CONSULTING, INC.	08/25/2023	Regular	0.00	15,721.16	35190
EDC01	EL DORADO COUNTY TRANSPORTATION DEPAR	08/25/2023	Regular	0.00	75.75	35191
FER02	FERGUSON ENTERPRISES INC	08/25/2023	Regular	0.00	364.65	35192
FOL01	Folsom Lake Ford, Inc.	08/25/2023	Regular	0.00	493.64	35193
GEO01	GEORGETOWN HARDWARE	08/25/2023	Regular	0.00	173.23	35194
GEO02	GEORGETOWN GAZETTE	08/25/2023	Regular	0.00	25.00	35195
HAR03	HARRIS INDUSTRIAL GASES	08/25/2023	Regular	0.00	184.56	35196
ICM03	ICMA	08/25/2023	Regular	0.00	1,247.88	35197
IUO01	IUOE, LOCAL 39	08/25/2023	Regular	0.00	337.50	35198
IUO02	AFSCME District Council 57	08/25/2023	Regular	0.00	358.50	35199
PAC02	PACIFIC GAS & ELECTRIC	08/25/2023	Regular	0.00	26.35	35200
PAC02	PACIFIC GAS & ELECTRIC	08/25/2023	Regular	0.00	125.11	35201
PAC02	PACIFIC GAS & ELECTRIC	08/25/2023	Regular	0.00	1,328.21	35202
PAC02	PACIFIC GAS & ELECTRIC	08/25/2023	Regular	0.00	9.52	35203
PAC06	PACE SUPPLY 23714-00	08/25/2023	Regular	0.00	3,951.73	35204
POW01	POWERNET GLOBAL COMMUNICATIONS	08/25/2023	Regular	0.00	150.97	35205
PRE01	PREMIER ACCESS INS CO	08/25/2023	Regular	0.00	3,124.84	35206
RAM01	RAMMCO	08/25/2023	Regular	0.00	174.06	35207
TEI01	A. TEICHERT & SON, INC	08/25/2023	Regular	0.00	311.57	35208
USA04	HD SUPPLY, INC	08/25/2023	Regular	0.00	1,637.14	35209
USB05	U.S. BANK CORPORATE PAYMENT SYSTEMS	08/25/2023	Regular	0.00	8,294.58	35210
	**Void**	08/25/2023	Regular	0.00	0.00	35211
VER01	VERIZON WIRELESS	08/25/2023	Regular	0.00	3,091.34	35212
WEL02	WELLS FARGO BANK	08/25/2023	Regular	0.00	2,088.14	35213
AND01	ANDERSON'S SIERRA PIPE CO	09/01/2023	Regular	0.00	242.46	35214
ARA01	ARAMARK	09/01/2023	Regular	0.00	45.07	35215
BEA01	BUTTE EQUIPMENT RENTALS	09/01/2023	Regular	0.00	1,025.00	35216
BES01	BEST, BEST & KRIEGER LLP	09/01/2023	Regular	0.00	5,608.50	35217
CLS01	CLS LABS	09/01/2023	Regular	0.00	75.00	35218
ENV01	ENVIRO TECH SERVICES COMPANY, INC.	09/01/2023	Regular	0.00	53.63	35219
ESC02	E Source Companies LLC	09/01/2023	Regular	0.00	2,700.00	35220
NIC01	Jeremy M Nichols	09/01/2023	Regular	0.00	1,598.45	35221
PAC02	PACIFIC GAS & ELECTRIC	09/01/2023	Regular	0.00	270.88	35222
PAC02	PACIFIC GAS & ELECTRIC	09/01/2023	Regular	0.00	376.30	35223
PAC02	PACIFIC GAS & ELECTRIC	09/01/2023	Regular	0.00	23.82	35224
PAC02	PACIFIC GAS & ELECTRIC	09/01/2023	Regular	0.00	160.92	35225
PAC02	PACIFIC GAS & ELECTRIC	09/01/2023	Regular	0.00	158.92	35226
PAC02	PACIFIC GAS & ELECTRIC	09/01/2023	Regular	0.00	46.39	35227
PAC02	PACIFIC GAS & ELECTRIC	09/01/2023	Regular	0.00	25.44	35228
RAM01	RAMMCO	09/01/2023	Regular	0.00	174.06	35229
SSY01	Sloan Sakai Yeung & Wong LLP	09/01/2023	Regular	0.00	2,626.50	35230

Check Report

Date Range: 07/01/2023 - 06/30/2024

Vendor Number	Vendor Name	Payment Date	Payment Type	Discount Amount	Payment Amount	Number
SWR03	STATE WATER RESOURCES CON	09/01/2023	Regular	0.00	90.00	35231
TEI01	A. TEICHERT & SON, INC	09/01/2023	Regular	0.00	627.42	35232
WAL02	WALKER'S OFFICE SUPPLY	09/01/2023	Regular	0.00	236.11	35233
WEX01	Wex Bank	09/01/2023	Regular	0.00	7,297.63	35234
ACW05	ACWA/JPIA HEALTH	09/08/2023	Regular	0.00	42,055.73	35236
ARA01	ARAMARK	09/08/2023	Regular	0.00	45.07	35237
ATT02	AT&T	09/08/2023	Regular	0.00	94.44	35238
CAR08	Carmody Software, Inc.	09/08/2023	Regular	0.00	59.00	35239
CLS01	CLS LABS	09/08/2023	Regular	0.00	4,480.00	35240
CON01	CONTINENTAL SUPPLY COMPANY	09/08/2023	Regular	0.00	586.83	35241
ELD16	EL DORADO DISPOSAL SERVICE	09/08/2023	Regular	0.00	451.35	35242
EMP02	EMPLOYEE RELATIONS, INC	09/08/2023	Regular	0.00	20.60	35243
GAR02	GARDEN VALLEY FEED & HDW.	09/08/2023	Regular	0.00	410.38	35244
GEO04	DIVIDE SUPPLY ACE HARDWARE	09/08/2023	Regular	0.00	1,484.85	35245
GOL08	Golf Course Superintendents Association of Am	09/08/2023	Regular	0.00	65.00	35246
GOL08	Golf Course Superintendents Association of Am	09/08/2023	Regular	0.00	-65.00	35246
GUT01	GUTIERREZ, ROBERT	09/08/2023	Regular	0.00	400.00	35247
ICM03	ICMA	09/08/2023	Regular	0.00	1,247.88	35248
IUO01	IUOE, LOCAL 39	09/08/2023	Regular	0.00	349.42	35249
IUO02	AFSCME District Council 57	09/08/2023	Regular	0.00	358.50	35250
MAC02	MACDONALD, MITCH	09/08/2023	Regular	0.00	328.81	35251
MCG01	MCGARD LLC	09/08/2023	Regular	0.00	615.69	35252
OPT01	OPTIMIZED INVESTMENT PARTNERS	09/08/2023	Regular	0.00	903.87	35253
PAC02	PACIFIC GAS & ELECTRIC	09/08/2023	Regular	0.00	75.99	35254
PAC02	PACIFIC GAS & ELECTRIC	09/08/2023	Regular	0.00	23,934.96	35255
RAM01	RAMMCO	09/08/2023	Regular	0.00	174.06	35256
UNI06	UNITEDHEALTHCARE INSURANCE	09/08/2023	Regular	0.00	696.20	35257
VEC01	Vectis DC LLC	09/08/2023	Regular	0.00	4,000.00	35258
WAL02	WALKER'S OFFICE SUPPLY	09/08/2023	Regular	0.00	278.30	35259
ADT01	ADT SECURITY SERVICES	09/15/2023	Regular	0.00	782.78	35260
ADT02	THE ADT SECURITY CORPORATION	09/15/2023	Regular	0.00	204.00	35261
ALL01	ALLEN KRAUSE	09/15/2023	Regular	0.00	56.82	35262
AQU01	AQUA SIERRA CONTROLS INC.	09/15/2023	Regular	0.00	1,665.84	35263
ARA01	ARAMARK	09/15/2023	Regular	0.00	45.07	35264
BES01	BEST, BEST & KRIEGER LLP	09/15/2023	Regular	0.00	5,232.44	35265
CLS01	CLS LABS	09/15/2023	Regular	0.00	131.00	35266
DIV05	PLACERVILLE AUTO PARTS, INC.	09/15/2023	Regular	0.00	216.59	35267
ELLO2	ELLIOTT, ALEXIS	09/15/2023	Regular	0.00	79.26	35268
FSL01	Fidelity Security Life Insurance Company	09/15/2023	Regular	0.00	337.28	35269
IFS01	Infosend, Inc.	09/15/2023	Regular	0.00	457.06	35270
INF01	Infinity Technologies	09/15/2023	Regular	0.00	1,680.00	35271
LSL01	LANCE, SOLL & LUNGHARD, LLP	09/15/2023	Regular	0.00	22,757.50	35272
RAM01	RAMMCO	09/15/2023	Regular	0.00	174.06	35273
ROB01	DON ROBINSON	09/15/2023	Regular	0.00	965.25	35274
SAF01	Safety-Kleen Systems Inc.	09/15/2023	Regular	0.00	276.42	35275
VEE01	DOUG VEERKAMP GENERAL ENGINEERING, INC	09/15/2023	Regular	0.00	491.52	35276
WES08	WESTERN HYDROLOGICS, LLP	09/15/2023	Regular	0.00	4,407.90	35277
WIL01	Wilkinson Portables Inc.	09/15/2023	Regular	0.00	314.65	35278
ZAN01	ZANJERO, INC.	09/15/2023	Regular	0.00	457.50	35279
AFL01	AMERICAN FAMILY LIFE INS	09/22/2023	Regular	0.00	1,334.00	35280
ARA01	ARAMARK	09/22/2023	Regular	0.00	45.07	35281
ATT02	AT&T	09/22/2023	Regular	0.00	127.64	35282
AWW01	AMERICAN WATER WORKS ASSN	09/22/2023	Regular	0.00	199.00	35283
BEN04	BENNETT ENGINEERING SERVICES	09/22/2023	Regular	0.00	5,413.53	35284
BLU06	BLUE SHIELD OF CALIFORNIA	09/22/2023	Regular	0.00	304.00	35285
CAL17	STATE OF CA - DEPT OF FORESTRY AND FIRE PR	09/22/2023	Regular	0.00	681.24	35286
CLS01	CLS LABS	09/22/2023	Regular	0.00	60.00	35287
FER02	FERGUSON ENTERPRISES INC	09/22/2023	Regular	0.00	342.28	35288
GEO02	GEORGETOWN GAZETTE	09/22/2023	Regular	0.00	73.65	35289
GEO14	GEORGETOWN DIVIDE ROTARY	09/22/2023	Regular	0.00	209.98	35290
GRA01	GRAINGER, INC.	09/22/2023	Regular	0.00	1,047.30	35291

Check Report

Date Range: 07/01/2023 - 06/30/2024

Vendor Number	Vendor Name	Payment Date	Payment Type	Discount Amount	Payment Amount	Number
ICM03	ICMA	09/22/2023	Regular	0.00	1,247.88	35292
IUO01	IUOE, LOCAL 39	09/22/2023	Regular	0.00	381.88	35293
IUO02	AFSCME District Council 57	09/22/2023	Regular	0.00	358.50	35294
KAI01	Kaiser Permanente	09/22/2023	Regular	0.00	110.10	35295
PAC06	PACE SUPPLY 23714-00	09/22/2023	Regular	0.00	264.37	35296
PRY01	Pryor Learning LLC	09/22/2023	Regular	0.00	299.00	35297
RAM01	RAMMCO	09/22/2023	Regular	0.00	174.06	35298
RMRO1	W. Rosenau Motor Rewinding Inc	09/22/2023	Regular	0.00	5,072.50	35299
ROY01	KENNETH ROYAL	09/22/2023	Regular	0.00	690.00	35300
TIR01	TIREHUB, LLC	09/22/2023	Regular	0.00	1,378.58	35301
USB05	U.S. BANK CORPORATE PAYMENT SYSTEMS	09/22/2023	Regular	0.00	12,840.81	35302
	**Void**	09/22/2023	Regular	0.00	0.00	35303
USB06	U.S. BANK EQUIPMENT FINANCE	09/22/2023	Regular	0.00	750.80	35304
VER01	VERIZON WIRELESS	09/22/2023	Regular	0.00	50.02	35305
VER02	Verizon Connect Fleet USA LLC	09/22/2023	Regular	0.00	265.30	35306
WAL02	WALKER'S OFFICE SUPPLY	09/22/2023	Regular	0.00	257.87	35307
ACW02	ACWA	10/02/2023	Regular	0.00	815.00	35308
ADT02	THE ADT SECURITY CORPORATION	10/02/2023	Regular	0.00	1,126.66	35309
ALL01	ALLEN KRAUSE	10/02/2023	Regular	0.00	325.16	35310
ARA01	ARAMARK	10/02/2023	Regular	0.00	45.07	35311
ATT01	AT&T CORPORATION	10/02/2023	Regular	0.00	1,107.09	35312
BST01	BST Services Inc	10/02/2023	Regular	0.00	1,317.58	35313
CLS01	CLS LABS	10/02/2023	Regular	0.00	1,104.00	35314
CRO01	CROWN MOTORS LLC	10/02/2023	Regular	0.00	90,855.00	35315
CWS01	CORBIN WILLITS SYS. INC.	10/02/2023	Regular	0.00	608.28	35316
DIV05	PLACERVILLE AUTO PARTS, INC.	10/02/2023	Regular	0.00	29.37	35317
ENV01	ENVIRO TECH SERVICES COMPANY, INC.	10/02/2023	Regular	0.00	357.08	35318
FER02	FERGUSON ENTERPRISES INC	10/02/2023	Regular	0.00	319.47	35319
FSL01	Fidelity Security Life Insurance Company	10/02/2023	Regular	0.00	337.28	35320
GEO01	GEORGETOWN HARDWARE	10/02/2023	Regular	0.00	156.39	35321
GRA01	GRAINGER, INC.	10/02/2023	Regular	0.00	262.29	35322
GUT01	GUTIERREZ, ROBERT	10/02/2023	Regular	0.00	400.00	35323
HOL03	HOLT OF CALIFORNIA	10/02/2023	Regular	0.00	17,918.46	35324
KAS01	KASL CONSULTING ENGINEERS	10/02/2023	Regular	0.00	9,605.07	35325
LAN01	LANE ENTERPRISES HOLDINGS, INC	10/02/2023	Regular	0.00	16,122.75	35326
MAZ01	MAZE & ASSOCIATES	10/02/2023	Regular	0.00	2,020.00	35327
MIC01	MICAH ABRAHAM CORDERO	10/02/2023	Regular	0.00	300.00	35328
NBS01	NBS	10/02/2023	Regular	0.00	1,250.71	35329
PAC02	PACIFIC GAS & ELECTRIC	10/02/2023	Regular	0.00	218.92	35330
PAC02	PACIFIC GAS & ELECTRIC	10/02/2023	Regular	0.00	1,122.52	35331
PAC02	PACIFIC GAS & ELECTRIC	10/02/2023	Regular	0.00	18.15	35332
PAC02	PACIFIC GAS & ELECTRIC	10/02/2023	Regular	0.00	284.91	35333
PAC02	PACIFIC GAS & ELECTRIC	10/02/2023	Regular	0.00	408.92	35334
PAC02	PACIFIC GAS & ELECTRIC	10/02/2023	Regular	0.00	26.28	35335
PAC02	PACIFIC GAS & ELECTRIC	10/02/2023	Regular	0.00	39.42	35336
PAC02	PACIFIC GAS & ELECTRIC	10/02/2023	Regular	0.00	179.10	35337
PAC02	PACIFIC GAS & ELECTRIC	10/02/2023	Regular	0.00	124.96	35338
PAC02	PACIFIC GAS & ELECTRIC	10/02/2023	Regular	0.00	31.59	35339
PAC02	PACIFIC GAS & ELECTRIC	10/02/2023	Regular	0.00	8.56	35340
POW01	POWERNET GLOBAL COMMUNICATIONS	10/02/2023	Regular	0.00	143.13	35341
PRE01	PREMIER ACCESS INS CO	10/02/2023	Regular	0.00	3,124.84	35342
RAM01	RAMMCO	10/02/2023	Regular	0.00	174.06	35343
RIE01	RIEBES AUTO PARTS,LLC	10/02/2023	Regular	0.00	192.94	35344
ROB01	DON ROBINSON	10/02/2023	Regular	0.00	1,260.19	35345
TEI01	A. TEICHERT & SON, INC	10/02/2023	Regular	0.00	415.08	35346
THA01	THATCHER COMPANY OF CALIF	10/02/2023	Regular	0.00	5,276.18	35347
VER01	VERIZON WIRELESS	10/02/2023	Regular	0.00	1,869.41	35348
WEX01	Wex Bank	10/02/2023	Regular	0.00	8,209.77	35349
SCH03	SCHNEIDER, NICHOLAS	10/03/2023	Regular	0.00	796.61	35350
ACW02	ACWA	10/06/2023	Regular	0.00	815.00	35351
ACW05	ACWA/JPIA HEALTH	10/06/2023	Regular	0.00	42,055.73	35352

Check Report

Date Range: 07/01/2023 - 06/30/2024

Vendor Number	Vendor Name	Payment Date	Payment Type	Discount Amount	Payment Amount	Number
ADT01	ADT SECURITY SERVICES	10/06/2023	Regular	0.00	405.69	35353
ADT02	THE ADT SECURITY CORPORATION	10/06/2023	Regular	0.00	72.68	35354
ALL01	ALLEN KRAUSE	10/06/2023	Regular	0.00	400.72	35355
AND01	ANDERSON'S SIERRA PIPE CO	10/06/2023	Regular	0.00	846.45	35356
ARA01	ARAMARK	10/06/2023	Regular	0.00	306.97	35357
CLS01	CLS LABS	10/06/2023	Regular	0.00	105.00	35358
DIV05	PLACERVILLE AUTO PARTS, INC.	10/06/2023	Regular	0.00	248.76	35359
ELD16	EL DORADO DISPOSAL SERVICE	10/06/2023	Regular	0.00	451.35	35360
EMC01	MESA ENERGY SYSTEMS, INC	10/06/2023	Regular	0.00	931.00	35361
GEO05	GEORGETOWN PRE-CAST, INC.	10/06/2023	Regular	0.00	1,876.88	35362
HOM01	HOME DEPOT CREDIT SERVICE	10/06/2023	Regular	0.00	160.55	35363
HUN01	HUNT & SONS, INC.	10/06/2023	Regular	0.00	1,983.09	35364
ICM03	ICMA	10/06/2023	Regular	0.00	1,247.88	35365
IUO01	IUOE, LOCAL 39	10/06/2023	Regular	0.00	357.19	35366
IUO02	AFSCME District Council 57	10/06/2023	Regular	0.00	358.50	35367
LSL01	LANCE, SOLL & LUNGHARD, LLP	10/06/2023	Regular	0.00	29,467.50	35368
MAD01	MADISON, KYLE	10/06/2023	Regular	0.00	230.57	35369
MIC01	MICAH ABRAHAM CORDERO	10/06/2023	Regular	0.00	864.88	35370
PAC02	PACIFIC GAS & ELECTRIC	10/06/2023	Regular	0.00	24,518.62	35371
PAC02	PACIFIC GAS & ELECTRIC	10/06/2023	Regular	0.00	126.48	35372
RAM01	RAMMCO	10/06/2023	Regular	0.00	174.06	35373
SIE10	SIERRA SAFETY	10/06/2023	Regular	0.00	2,009.01	35374
TIR01	TIREHUB, LLC	10/06/2023	Regular	0.00	1,318.16	35375
UNI06	UNITEDHEALTHCARE INSURANCE	10/06/2023	Regular	0.00	696.20	35376
VEC01	Vectis DC LLC	10/06/2023	Regular	0.00	4,000.00	35377
VER02	Verizon Connect Fleet USA LLC	10/06/2023	Regular	0.00	265.30	35378
WEL02	WELLS FARGO BANK	10/06/2023	Regular	0.00	2,088.14	35379
WES08	WESTERN HYDROLOGICS, LLP	10/06/2023	Regular	0.00	4,087.90	35380
ACW01	ACWA/JPIA	10/13/2023	Regular	0.00	10,701.61	35384
ACW02	ACWA	10/13/2023	Regular	0.00	18,425.00	35385
ALL01	ALLEN KRAUSE	10/13/2023	Regular	0.00	265.55	35386
ARA01	ARAMARK	10/13/2023	Regular	0.00	45.07	35387
BES01	BEST, BEST & KRIEGER LLP	10/13/2023	Regular	0.00	8,050.94	35388
BJP01	BRUCE R. JOHNSON	10/13/2023	Regular	0.00	300.00	35389
CAR08	Carmody Software, Inc.	10/13/2023	Regular	0.00	59.00	35390
CLS01	CLS LABS	10/13/2023	Regular	0.00	170.00	35391
GAR02	GARDEN VALLEY FEED & HDW.	10/13/2023	Regular	0.00	80.47	35392
GEO04	DIVIDE SUPPLY ACE HARDWARE	10/13/2023	Regular	0.00	493.62	35393
GOV02	GOVERNMENT TAX SEMINARS, LLC	10/13/2023	Regular	0.00	1,070.00	35394
IFS01	Infosend, Inc.	10/13/2023	Regular	0.00	3,351.25	35395
INF01	Infinity Technologies	10/13/2023	Regular	0.00	682.50	35396
MAC02	MACDONALD, MITCH	10/13/2023	Regular	0.00	7.00	35397
MAD01	MADISON, KYLE	10/13/2023	Regular	0.00	293.75	35398
OPT01	OPTIMIZED INVESTMENT PARTNERS	10/13/2023	Regular	0.00	884.78	35399
RAM01	RAMMCO	10/13/2023	Regular	0.00	174.06	35400
RWA01	Regional Water Authority	10/13/2023	Regular	0.00	100.00	35401
WIL01	Wilkinson Portables Inc.	10/13/2023	Regular	0.00	314.65	35402
ZAN01	ZANJERO, INC.	10/13/2023	Regular	0.00	1,995.00	35403
	**Void**	10/20/2023	Regular	0.00	0.00	35404
	**Void**	10/20/2023	Regular	0.00	0.00	35405
AFL01	AMERICAN FAMILY LIFE INS	10/20/2023	Regular	0.00	1,334.00	35406
ALL01	ALLEN KRAUSE	10/20/2023	Regular	0.00	1,569.21	35407
ARA01	ARAMARK	10/20/2023	Regular	0.00	125.45	35408
ATT01	AT&T CORPORATION	10/20/2023	Regular	0.00	1,107.09	35409
ATT02	AT&T	10/20/2023	Regular	0.00	127.64	35410
AUB03	D.O. NERONDE, INC	10/20/2023	Regular	0.00	2,506.19	35411
BEN04	BENNETT ENGINEERING SERVICES	10/20/2023	Regular	0.00	3,646.00	35412
BJP01	BRUCE R. JOHNSON	10/20/2023	Regular	0.00	400.00	35413
BLU01	ANTHEM BLUE CROSS	10/20/2023	Regular	0.00	1,062.57	35414
BLU06	BLUE SHIELD OF CALIFORNIA	10/20/2023	Regular	0.00	304.00	35415
BST01	BST Services Inc	10/20/2023	Regular	0.00	1,263.64	35416

Check Report

Date Range: 07/01/2023 - 06/30/2024

Vendor Number	Vendor Name	Payment Date	Payment Type	Discount Amount	Payment Amount	Number
CLS01	CLS LABS	10/20/2023	Regular	0.00	180.00	35417
CSD00	CALIFORNIA SPECIAL DISTRICT ASSOCIATION	10/20/2023	Regular	0.00	8,600.00	35418
ECO01	ECORP CONSULTING, INC.	10/20/2023	Regular	0.00	2,702.27	35419
HRD01	H.R. DIRECT	10/20/2023	Regular	0.00	205.69	35420
ICM03	ICMA	10/20/2023	Regular	0.00	1,945.37	35421
IUO01	IUOE, LOCAL 39	10/20/2023	Regular	0.00	357.19	35422
IUO02	AFSCME District Council 57	10/20/2023	Regular	0.00	361.03	35423
KAI01	Kaiser Permanente	10/20/2023	Regular	0.00	110.10	35424
KAS01	KASL CONSULTING ENGINEERS	10/20/2023	Regular	0.00	6,902.00	35425
NTU01	NTU TECHNOLOGIES, INC.	10/20/2023	Regular	0.00	8,312.30	35426
RAM01	RAMMCO	10/20/2023	Regular	0.00	174.06	35427
REE01	Reed & Graham Inc	10/20/2023	Regular	0.00	2,323.25	35428
SIE10	SIERRA SAFETY	10/20/2023	Regular	0.00	129.72	35429
THA01	THATCHER COMPANY OF CALIF	10/20/2023	Regular	0.00	7,219.54	35430
TIRO1	TIREHUB, LLC	10/20/2023	Regular	0.00	553.41	35431
TYL01	TYLER, ERIC	10/20/2023	Regular	0.00	300.00	35432
TYL02	TYLER TECHNOLOGIES, INC	10/20/2023	Regular	0.00	442.00	35433
UNI01	UNICO ENGINEERING, INC.	10/20/2023	Regular	0.00	8,706.09	35434
USB06	U.S. BANK EQUIPMENT FINANCE	10/20/2023	Regular	0.00	598.39	35435
VER01	VERIZON WIRELESS	10/20/2023	Regular	0.00	50.04	35436
	**Void**	10/20/2023	Regular	0.00	0.00	35437
	**Void**	10/20/2023	Regular	0.00	0.00	35438
ACW01	ACWA/JPIA	10/20/2023	Regular	0.00	64,670.00	35439
ADT01	ADT SECURITY SERVICES	10/20/2023	Regular	0.00	127.32	35440
WES09	NATHAN THOMAS	10/20/2023	Regular	0.00	2,816.00	35441
WIL01	Wilkinson Portables Inc.	10/20/2023	Regular	0.00	475.00	35442
	**Void**	11/03/2023	Regular	0.00	0.00	35443
	**Void**	11/03/2023	Regular	0.00	0.00	35444
	**Void**	11/03/2023	Regular	0.00	0.00	35445
	**Void**	11/03/2023	Regular	0.00	0.00	35446
	**Void**	11/03/2023	Regular	0.00	0.00	35447
	**Void**	11/03/2023	Regular	0.00	0.00	35448
	**Void**	11/03/2023	Regular	0.00	0.00	35449
	**Void**	11/03/2023	Regular	0.00	0.00	35450
	**Void**	11/03/2023	Regular	0.00	0.00	35451
	**Void**	11/03/2023	Regular	0.00	0.00	35452
	**Void**	11/03/2023	Regular	0.00	0.00	35453
	**Void**	11/03/2023	Regular	0.00	0.00	35454
	**Void**	11/03/2023	Regular	0.00	0.00	35455
	**Void**	11/03/2023	Regular	0.00	0.00	35456
	**Void**	11/03/2023	Regular	0.00	0.00	35457
	**Void**	11/03/2023	Regular	0.00	0.00	35458
	**Void**	11/03/2023	Regular	0.00	0.00	35459
	**Void**	11/03/2023	Regular	0.00	0.00	35460
	**Void**	11/03/2023	Regular	0.00	0.00	35461
GUT01	GUTIERREZ, ROBERT	11/03/2023	Regular	0.00	500.00	35462
HER01	Herc Rentals Inc	11/03/2023	Regular	0.00	9,796.22	35463
HOL03	HOLT OF CALIFORNIA	11/03/2023	Regular	0.00	3,660.74	35464
ICM03	ICMA	11/03/2023	Regular	0.00	1,613.28	35465
IUO01	IUOE, LOCAL 39	11/03/2023	Regular	0.00	384.38	35466
IUO02	AFSCME District Council 57	11/03/2023	Regular	0.00	361.03	35467
LAN01	LANE ENTERPRISES HOLDINGS, INC	11/03/2023	Regular	0.00	11,687.93	35468
MAS01	MASTERS TELECOM, LLC	11/03/2023	Regular	0.00	16.61	35469
MOU02	MOUNTAIN DEMOCRAT	11/03/2023	Regular	0.00	385.00	35470
NAT04	NATIONAL PRINT & PROMO	11/03/2023	Regular	0.00	263.15	35471
PAC02	PACIFIC GAS & ELECTRIC	11/03/2023	Regular	0.00	774.35	35472
PAC02	PACIFIC GAS & ELECTRIC	11/03/2023	Regular	0.00	327.97	35473
PAC02	PACIFIC GAS & ELECTRIC	11/03/2023	Regular	0.00	10.54	35474
PAC02	PACIFIC GAS & ELECTRIC	11/03/2023	Regular	0.00	89.47	35475
PAC02	PACIFIC GAS & ELECTRIC	11/03/2023	Regular	0.00	109.63	35476
PAC02	PACIFIC GAS & ELECTRIC	11/03/2023	Regular	0.00	203.94	35477

Check Report

Date Range: 07/01/2023 - 06/30/2024

Vendor Number	Vendor Name	Payment Date	Payment Type	Discount Amount	Payment Amount	Number
POW01	POWERNET GLOBAL COMMUNICATIONS	11/03/2023	Regular	0.00	85.33	35478
PRE01	PREMIER ACCESS INS CO	11/03/2023	Regular	0.00	3,255.72	35479
RAM01	RAMMCO	11/03/2023	Regular	0.00	348.12	35480
REE01	Reed & Graham Inc	11/03/2023	Regular	0.00	4,365.50	35481
RON01	RON DUPRATT FORD INC	11/03/2023	Regular	0.00	80,042.16	35482
SIE10	SIERRA SAFETY	11/03/2023	Regular	0.00	1,237.29	35483
SWR04	STATE WATER RESOURCES CON	11/03/2023	Regular	0.00	216.85	35484
USB05	U.S. BANK CORPORATE PAYMENT SYSTEMS	11/03/2023	Regular	0.00	5,725.14	35485
	**Void**	11/03/2023	Regular	0.00	0.00	35486
VEC01	Vectis DC LLC	11/03/2023	Regular	0.00	4,000.00	35487
VER01	VERIZON WIRELESS	11/03/2023	Regular	0.00	1,590.87	35488
VER02	Verizon Connect Fleet USA LLC	11/03/2023	Regular	0.00	265.30	35489
WAL02	WALKER'S OFFICE SUPPLY	11/03/2023	Regular	0.00	653.38	35490
WEL02	WELLS FARGO BANK	11/03/2023	Regular	0.00	2,088.14	35491
WEX01	Wex Bank	11/03/2023	Regular	0.00	10,525.27	35492
ABA01	ABATRON, INC	11/03/2023	Regular	0.00	1,157.24	35493
ADT02	THE ADT SECURITY CORPORATION	11/03/2023	Regular	0.00	59.00	35494
ALL01	ALLEN KRAUSE	11/03/2023	Regular	0.00	1,683.17	35495
AND01	ANDERSON'S SIERRA PIPE CO	11/03/2023	Regular	0.00	241.88	35496
ARA01	ARAMARK	11/03/2023	Regular	0.00	90.14	35497
BAR07	BARBOUR, CHRIS	11/03/2023	Regular	0.00	140.00	35498
BEN04	BENNETT ENGINEERING SERVICES	11/03/2023	Regular	0.00	2,205.25	35499
BJP01	BRUCE R. JOHNSON	11/03/2023	Regular	0.00	350.00	35500
BST01	BST Services Inc	11/03/2023	Regular	0.00	15,573.79	35501
CEN01	Central Valley Salinity Coalition, Inc.	11/03/2023	Regular	0.00	356.46	35502
CLS01	CLS LABS	11/03/2023	Regular	0.00	150.00	35503
CWS01	CORBIN WILLITS SYS. INC.	11/03/2023	Regular	0.00	608.28	35504
DIV05	PLACERVILLE AUTO PARTS, INC.	11/03/2023	Regular	0.00	23.58	35505
ELD16	EL DORADO DISPOSAL SERVICE	11/03/2023	Regular	0.00	451.35	35506
ELL02	ELLIOTT, ALEXIS	11/03/2023	Regular	0.00	72.44	35507
EMC01	MESA ENERGY SYSTEMS, INC	11/03/2023	Regular	0.00	8,438.00	35508
FER02	FERGUSON ENTERPRISES INC	11/03/2023	Regular	0.00	5,582.38	35509
FSL01	Fidelity Security Life Insurance Company	11/03/2023	Regular	0.00	341.03	35510
GEO01	GEORGETOWN HARDWARE	11/03/2023	Regular	0.00	315.66	35511
ADT01	ADT SECURITY SERVICES	11/09/2023	Regular	0.00	529.29	35514
BES01	BEST, BEST & KRIEGER LLP	11/09/2023	Regular	0.00	4,654.38	35515
BST01	BST Services Inc	11/09/2023	Regular	0.00	56,107.43	35516
BUC02	BUCKLE. JESSICA	11/09/2023	Regular	0.00	326.24	35517
CAR08	Carmody Software, Inc.	11/09/2023	Regular	0.00	59.00	35518
CLS01	CLS LABS	11/09/2023	Regular	0.00	45.00	35519
DIV05	PLACERVILLE AUTO PARTS, INC.	11/09/2023	Regular	0.00	5.35	35520
GAR02	GARDEN VALLEY FEED & HDW.	11/09/2023	Regular	0.00	107.19	35521
GEO02	GEORGETOWN GAZETTE	11/09/2023	Regular	0.00	105.00	35522
GEO04	DIVIDE SUPPLY ACE HARDWARE	11/09/2023	Regular	0.00	759.97	35523
GEO07	GEORGETOWN FIRE PROTECTION DISTRICT	11/09/2023	Regular	0.00	2,903.04	35524
GOL04	GOLD MOUNTAIN CALIFORNIA NEWS MEDIA IN	11/09/2023	Regular	0.00	525.28	35525
GOL07	GOLD RUSH CHEVROLET	11/09/2023	Regular	0.00	1,621.49	35526
HOL03	HOLT OF CALIFORNIA	11/09/2023	Regular	0.00	2,525.93	35527
IFS01	Infosend, Inc.	11/09/2023	Regular	0.00	512.34	35528
LSL01	LANCE, SOLL & LUNGHARD, LLP	11/09/2023	Regular	0.00	48,087.50	35529
MAZ01	MAZE & ASSOCIATES	11/09/2023	Regular	0.00	14,564.00	35530
MCD01	McDaniel's Auto Repair, INC.	11/09/2023	Regular	0.00	1,936.94	35531
OPT01	OPTIMIZED INVESTMENT PARTNERS	11/09/2023	Regular	0.00	887.02	35532
PAC02	PACIFIC GAS & ELECTRIC	11/09/2023	Regular	0.00	16,159.96	35533
PAC02	PACIFIC GAS & ELECTRIC	11/09/2023	Regular	0.00	163.50	35534
ROB01	DON ROBINSON	11/09/2023	Regular	0.00	1,217.29	35535
SIE10	SIERRA SAFETY	11/09/2023	Regular	0.00	371.62	35536
UNI06	UNITEDHEALTHCARE INSURANCE	11/09/2023	Regular	0.00	696.20	35537
WES08	WESTERN HYDROLOGICS, LLP	11/09/2023	Regular	0.00	4,087.90	35538
WIL01	Wilkinson Portables Inc.	11/09/2023	Regular	0.00	314.65	35539
ZAN01	ZANJERO, INC.	11/09/2023	Regular	0.00	1,732.50	35540



Check Report

Date Range: 07/01/2023 - 06/30/2024

Vendor Number	Vendor Name	Payment Date	Payment Type	Discount Amount	Payment Amount	Number
ACW05	ACWA/JPIA HEALTH	11/22/2023	Regular	0.00	44,269.49	35542
AFL01	AMERICAN FAMILY LIFE INS	11/22/2023	Regular	0.00	1,334.00	35543
ARA01	ARAMARK	11/22/2023	Regular	0.00	45.07	35544
ATT01	AT&T CORPORATION	11/22/2023	Regular	0.00	1,107.09	35545
ATT02	AT&T	11/22/2023	Regular	0.00	127.64	35546
BEC01	BECK, STEPHANIE	11/22/2023	Regular	0.00	47.16	35547
BEN04	BENNETT ENGINEERING SERVICES	11/22/2023	Regular	0.00	19,116.24	35548
BLU01	ANTHEM BLUE CROSS	11/22/2023	Regular	0.00	1,079.61	35549
BLU06	BLUE SHIELD OF CALIFORNIA	11/22/2023	Regular	0.00	304.00	35550
BST01	BST Services Inc	11/22/2023	Regular	0.00	14,034.25	35551
CLS01	CLS LABS	11/22/2023	Regular	0.00	305.00	35552
CWS01	CORBIN WILLITS SYS. INC.	11/22/2023	Regular	0.00	608.28	35553
DIV05	PLACERVILLE AUTO PARTS, INC.	11/22/2023	Regular	0.00	572.61	35554
EDC01	EL DORADO COUNTY TRANSPORTATION DEPAR	11/22/2023	Regular	0.00	70.99	35555
HER01	Herc Rentals Inc	11/22/2023	Regular	0.00	14,018.09	35556
ICM03	ICMA	11/22/2023	Regular	0.00	1,613.28	35557
INF01	Infinity Technologies	11/22/2023	Regular	0.00	2,100.00	35558
IUO01	IUOE, LOCAL 39	11/22/2023	Regular	0.00	386.20	35559
IUO02	AFSCME District Council 57	11/22/2023	Regular	0.00	361.03	35560
KAI01	Kaiser Permanente	11/22/2023	Regular	0.00	110.10	35561
KAS01	KASL CONSULTING ENGINEERS	11/22/2023	Regular	0.00	9,447.00	35562
MAD01	MADISON, KYLE	11/22/2023	Regular	0.00	109.38	35563
OLS01	OLSON, ELIZABETH	11/22/2023	Regular	0.00	316.37	35564
PUL01	PULFER, JEFF	11/22/2023	Regular	0.00	149.08	35565
RAM01	RAMMCO	11/22/2023	Regular	0.00	187.65	35566
SIE10	SIERRA SAFETY	11/22/2023	Regular	0.00	1,039.22	35567
USB05	U.S. BANK CORPORATE PAYMENT SYSTEMS	11/22/2023	Regular	0.00	2,450.50	35568
USB06	U.S. BANK EQUIPMENT FINANCE	11/22/2023	Regular	0.00	647.56	35569
VER01	VERIZON WIRELESS	11/22/2023	Regular	0.00	100.06	35570
WAL02	WALKER'S OFFICE SUPPLY	11/22/2023	Regular	0.00	245.46	35571
WIE01	WIENHOFF & ASSOCIATES INC	11/22/2023	Regular	0.00	425.00	35572
ALL01	ALLEN KRAUSE	12/01/2023	Regular	0.00	78.57	35573
ARA01	ARAMARK	12/01/2023	Regular	0.00	90.14	35574
BAR07	BARBOUR, CHRIS	12/01/2023	Regular	0.00	300.00	35575
BEN04	BENNETT ENGINEERING SERVICES	12/01/2023	Regular	0.00	362.00	35576
BOE02	CA. DEPT. OF TAX & FEE ADMINSTRATION	12/01/2023	Regular	0.00	15,030.76	35577
CAL17	STATE OF CA - DEPT OF FORESTRY AND FIRE PRI	12/01/2023	Regular	0.00	1,928.99	35578
CIT01	CITY OF SACRAMENTO	12/01/2023	Regular	0.00	6,945.59	35579
CLS01	CLS LABS	12/01/2023	Regular	0.00	1,686.00	35580
DIV05	PLACERVILLE AUTO PARTS, INC.	12/01/2023	Regular	0.00	220.87	35581
ECO01	ECORP CONSULTING, INC.	12/01/2023	Regular	0.00	16,132.50	35582
ELD16	EL DORADO DISPOSAL SERVICE	12/01/2023	Regular	0.00	451.35	35583
ENV01	ENVIRO TECH SERVICES COMPANY, INC.	12/01/2023	Regular	0.00	173.89	35584
FER01	FERRELLGAS	12/01/2023	Regular	0.00	1,304.56	35585
FER02	FERGUSON ENTERPRISES INC	12/01/2023	Regular	0.00	5,057.91	35586
FSL01	Fidelity Security Life Insurance Company	12/01/2023	Regular	0.00	346.66	35587
GEO01	GEORGETOWN HARDWARE	12/01/2023	Regular	0.00	206.21	35588
HER01	Herc Rentals Inc	12/01/2023	Regular	0.00	5,078.29	35589
HOL03	HOLT OF CALIFORNIA	12/01/2023	Regular	0.00	11,895.78	35590
HOM01	HOME DEPOT CREDIT SERVICE	12/01/2023	Regular	0.00	230.52	35591
ICM03	ICMA	12/01/2023	Regular	0.00	1,613.28	35592
IUO01	IUOE, LOCAL 39	12/01/2023	Regular	0.00	359.01	35593
IUO02	AFSCME District Council 57	12/01/2023	Regular	0.00	361.03	35594
MAS01	MASTERS TELECOM, LLC	12/01/2023	Regular	0.00	16.17	35595
OCC01	OCCU-MED, LTD	12/01/2023	Regular	0.00	321.75	35596
PAC02	PACIFIC GAS & ELECTRIC	12/01/2023	Regular	0.00	55.94	35597
PAC02	PACIFIC GAS & ELECTRIC	12/01/2023	Regular	0.00	113.03	35598
PAC02	PACIFIC GAS & ELECTRIC	12/01/2023	Regular	0.00	15.02	35599
PAC02	PACIFIC GAS & ELECTRIC	12/01/2023	Regular	0.00	339.47	35600
PAC02	PACIFIC GAS & ELECTRIC	12/01/2023	Regular	0.00	9.58	35601
PAC02	PACIFIC GAS & ELECTRIC	12/01/2023	Regular	0.00	10.07	35602

Check Report

Date Range: 07/01/2023 - 06/30/2024

Vendor Number	Vendor Name	Payment Date	Payment Type	Discount Amount	Payment Amount	Number
PAC02	PACIFIC GAS & ELECTRIC	12/01/2023	Regular	0.00	657.12	35603
PAC02	PACIFIC GAS & ELECTRIC	12/01/2023	Regular	0.00	17.53	35604
PAC02	PACIFIC GAS & ELECTRIC	12/01/2023	Regular	0.00	182.42	35605
POW01	POWERNET GLOBAL COMMUNICATIONS	12/01/2023	Regular	0.00	86.61	35606
PRE01	PREMIER ACCESS INS CO	12/01/2023	Regular	0.00	3,354.04	35607
RAM01	RAMMCO	12/01/2023	Regular	0.00	375.30	35608
TYL02	TYLER TECHNOLOGIES, INC	12/01/2023	Regular	0.00	1,968.00	35609
VER01	VERIZON WIRELESS	12/01/2023	Regular	0.00	1,588.57	35610
VER02	Verizon Connect Fleet USA LLC	12/01/2023	Regular	0.00	80.00	35611
WEL02	WELLS FARGO BANK	12/01/2023	Regular	0.00	2,088.14	35612
WEX01	Wex Bank	12/01/2023	Regular	0.00	9,135.44	35613
ACW05	ACWA/JPIA HEALTH	12/08/2023	Regular	0.00	48,749.62	35615
ADT01	ADT SECURITY SERVICES	12/08/2023	Regular	0.00	529.29	35616
ALL01	ALLEN KRAUSE	12/08/2023	Regular	0.00	97.17	35617
ARA01	ARAMARK	12/08/2023	Regular	0.00	45.07	35618
BES01	BEST, BEST & KRIEGER LLP	12/08/2023	Regular	0.00	8,361.20	35619
CAR08	Carmody Software, Inc.	12/08/2023	Regular	0.00	59.00	35620
CLS01	CLS LABS	12/08/2023	Regular	0.00	5,425.00	35621
CLS01	CLS LABS	12/08/2023	Regular	0.00	-5,425.00	35621
ENT01	ENTERPRISE UAS, LLC	12/08/2023	Regular	0.00	6,120.76	35622
GAR02	GARDEN VALLEY FEED & HDW.	12/08/2023	Regular	0.00	40.17	35623
GEO02	GEORGETOWN GAZETTE	12/08/2023	Regular	0.00	35.00	35624
GEO05	GEORGETOWN PRE-CAST, INC.	12/08/2023	Regular	0.00	1,930.50	35625
GOL04	GOLD MOUNTAIN CALIFORNIA NEWS MEDIA IN	12/08/2023	Regular	0.00	213.84	35626
GUT01	GUTIERREZ, ROBERT	12/08/2023	Regular	0.00	400.00	35627
IFS01	Infosend, Inc.	12/08/2023	Regular	0.00	2,792.68	35628
LSL01	LANCE, SOLL & LUNGHARD, LLP	12/08/2023	Regular	0.00	25,420.00	35629
MOU02	MOUNTAIN DEMOCRAT	12/08/2023	Regular	0.00	233.38	35630
OPT01	OPTIMIZED INVESTMENT PARTNERS	12/08/2023	Regular	0.00	870.67	35631
PAC02	PACIFIC GAS & ELECTRIC	12/08/2023	Regular	0.00	153.37	35632
PAC02	PACIFIC GAS & ELECTRIC	12/08/2023	Regular	0.00	14,026.00	35633
RAM01	RAMMCO	12/08/2023	Regular	0.00	187.65	35634
SAU02	SAUNDERS, MICHAEL	12/08/2023	Regular	0.00	744.62	35635
SWR04	STATE WATER RESOURCES CON	12/08/2023	Regular	0.00	31,399.00	35636
UNI06	UNITEDHEALTHCARE INSURANCE	12/08/2023	Regular	0.00	696.20	35637
VER02	Verizon Connect Fleet USA LLC	12/08/2023	Regular	0.00	265.30	35638
WES08	WESTERN HYDROLOGICS, LLP	12/08/2023	Regular	0.00	4,512.90	35639
WIL01	Wilkinson Portables Inc.	12/08/2023	Regular	0.00	314.65	35640
ZAN01	ZANJERO, INC.	12/08/2023	Regular	0.00	220.00	35641
ADT02	THE ADT SECURITY CORPORATION	12/15/2023	Regular	0.00	59.00	35643
AFL01	AMERICAN FAMILY LIFE INS	12/15/2023	Regular	0.00	1,334.00	35644
ARA01	ARAMARK	12/15/2023	Regular	0.00	90.14	35645
ATT02	AT&T	12/15/2023	Regular	0.00	127.64	35646
BEN04	BENNETT ENGINEERING SERVICES	12/15/2023	Regular	0.00	9,203.23	35647
BJP01	BRUCE R. JOHNSON	12/15/2023	Regular	0.00	350.00	35648
BST01	BST Services Inc	12/15/2023	Regular	0.00	16,228.94	35649
BUC01	Buckmaster Office Solutions	12/15/2023	Regular	0.00	20.00	35650
CEI01	CEIRANTE, MARTIN	12/15/2023	Regular	0.00	283.96	35651
CLS01	CLS LABS	12/15/2023	Regular	0.00	5,459.28	35652
DEL01	DEL PASO PIPE & STEELE	12/15/2023	Regular	0.00	743.24	35653
GEO04	DIVIDE SUPPLY ACE HARDWARE	12/15/2023	Regular	0.00	1,354.71	35654
HER01	Herc Rentals Inc	12/15/2023	Regular	0.00	2,305.88	35655
ICM03	ICMA	12/15/2023	Regular	0.00	1,613.28	35656
INF01	Infinity Technologies	12/15/2023	Regular	0.00	1,575.00	35657
IUO01	IUOE, LOCAL 39	12/15/2023	Regular	0.00	359.01	35658
IUO02	AFSCME District Council 57	12/15/2023	Regular	0.00	361.03	35659
KAI01	Kaiser Permanente	12/15/2023	Regular	0.00	117.10	35660
KAS01	KASL CONSULTING ENGINEERS	12/15/2023	Regular	0.00	12,108.00	35661
MAC02	MACDONALD, MITCH	12/15/2023	Regular	0.00	862.39	35662
RAM01	RAMMCO	12/15/2023	Regular	0.00	187.65	35663
SAF01	Safety-Kleen Systems Inc.	12/15/2023	Regular	0.00	279.73	35664

Check Report

Date Range: 07/01/2023 - 06/30/2024

Vendor Number	Vendor Name	Payment Date	Payment Type	Discount Amount	Payment Amount	Number
SIE10	SIERRA SAFETY	12/15/2023	Regular	0.00	367.06	35665
USA04	HD SUPPLY, INC	12/15/2023	Regular	0.00	1,205.23	35666
ATT01	AT&T CORPORATION	12/22/2023	Regular	0.00	1,107.09	35667
BLU01	ANTHEM BLUE CROSS	12/22/2023	Regular	0.00	1,079.61	35668
BLU06	BLUE SHIELD OF CALIFORNIA	12/22/2023	Regular	0.00	304.00	35669
BST01	BST Services Inc	12/22/2023	Regular	0.00	11,687.06	35670
CLS01	CLS LABS	12/22/2023	Regular	0.00	45.00	35671
DIV05	PLACERVILLE AUTO PARTS, INC.	12/22/2023	Regular	0.00	47.17	35672
ELL02	ELLIOTT, ALEXIS	12/22/2023	Regular	0.00	139.25	35673
FER01	FERRELLGAS	12/22/2023	Regular	0.00	454.70	35674
FER02	FERGUSON ENTERPRISES INC	12/22/2023	Regular	0.00	16,054.40	35675
HAR03	HARRIS INDUSTRIAL GASES	12/22/2023	Regular	0.00	301.42	35676
HER01	Herc Rentals Inc	12/22/2023	Regular	0.00	1,189.33	35677
KEY01	KEYS PLUS	12/22/2023	Regular	0.00	24.95	35678
MAZ01	MAZE & ASSOCIATES	12/22/2023	Regular	0.00	4,500.00	35679
PAP03	PAPE MACHINERY, INC	12/22/2023	Regular	0.00	3,262.87	35680
RAM01	RAMMCO	12/22/2023	Regular	0.00	187.65	35681
SWR04	STATE WATER RESOURCES CON	12/22/2023	Regular	0.00	293,678.39	35682
THO03	THOMPSON AUTO & TRUCK	12/22/2023	Regular	0.00	3,910.16	35683
USA04	HD SUPPLY, INC	12/22/2023	Regular	0.00	157.18	35684
USB05	U.S. BANK CORPORATE PAYMENT SYSTEMS	12/22/2023	Regular	0.00	5,953.27	35685
	**Void**	12/22/2023	Regular	0.00	0.00	35686
USB06	U.S. BANK EQUIPMENT FINANCE	12/22/2023	Regular	0.00	605.33	35687
VER01	VERIZON WIRELESS	12/22/2023	Regular	0.00	50.02	35688
WAL02	WALKER'S OFFICE SUPPLY	12/22/2023	Regular	0.00	69.83	35689
ZAN01	ZANJERO, INC.	12/22/2023	Regular	0.00	3,452.50	35690
ACW01	ACWA/JPIA	01/04/2024	Regular	0.00	9,351.57	35691
ACW05	ACWA/JPIA HEALTH	01/04/2024	Regular	0.00	48,729.34	35692
ARA01	ARAMARK	01/04/2024	Regular	0.00	90.14	35693
BES01	BEST, BEST & KRIEGER LLP	01/04/2024	Regular	0.00	1,936.05	35694
CAR08	Carmody Software, Inc.	01/04/2024	Regular	0.00	59.00	35695
CHA03	CHAIDEZ, MICHAEL	01/04/2024	Regular	0.00	241.23	35696
CLS01	CLS LABS	01/04/2024	Regular	0.00	2,731.90	35697
CWS01	CORBIN WILLITS SYS. INC.	01/04/2024	Regular	0.00	608.28	35698
ECO01	ECORP CONSULTING, INC.	01/04/2024	Regular	0.00	3,152.50	35699
ELD16	EL DORADO DISPOSAL SERVICE	01/04/2024	Regular	0.00	451.35	35700
FER01	FERRELLGAS	01/04/2024	Regular	0.00	1,061.11	35701
FSL01	Fidelity Security Life Insurance Company	01/04/2024	Regular	0.00	339.16	35702
G&O02	G AND O TOWING	01/04/2024	Regular	0.00	290.00	35703
GEO01	GEORGETOWN HARDWARE	01/04/2024	Regular	0.00	628.36	35704
GUT01	GUTIERREZ, ROBERT	01/04/2024	Regular	0.00	500.00	35705
HER01	Herc Rentals Inc	01/04/2024	Regular	0.00	6,333.12	35706
ICM03	ICMA	01/04/2024	Regular	0.00	1,631.50	35707
INF01	Infinity Technologies	01/04/2024	Regular	0.00	1,207.50	35708
IUO01	IUOE, LOCAL 39	01/04/2024	Regular	0.00	359.58	35709
IUO02	AFSCME District Council 57	01/04/2024	Regular	0.00	361.03	35710
MAS01	MASTERS TELECOM, LLC	01/04/2024	Regular	0.00	16.39	35711
MUR04	MURCHIE'S SMOG & REPAIR	01/04/2024	Regular	0.00	123.50	35712
NBS01	NBS	01/04/2024	Regular	0.00	1,257.20	35713
PAC02	PACIFIC GAS & ELECTRIC	01/04/2024	Regular	0.00	27.97	35714
PAC02	PACIFIC GAS & ELECTRIC	01/04/2024	Regular	0.00	111.27	35715
PAC02	PACIFIC GAS & ELECTRIC	01/04/2024	Regular	0.00	26.28	35716
PAC02	PACIFIC GAS & ELECTRIC	01/04/2024	Regular	0.00	9.57	35717
PAC02	PACIFIC GAS & ELECTRIC	01/04/2024	Regular	0.00	397.93	35718
PAC02	PACIFIC GAS & ELECTRIC	01/04/2024	Regular	0.00	16.18	35719
PAC02	PACIFIC GAS & ELECTRIC	01/04/2024	Regular	0.00	109.10	35720
PAC02	PACIFIC GAS & ELECTRIC	01/04/2024	Regular	0.00	864.24	35721
PAC02	PACIFIC GAS & ELECTRIC	01/04/2024	Regular	0.00	183.98	35722
PAC02	PACIFIC GAS & ELECTRIC	01/04/2024	Regular	0.00	17.62	35723
POW01	POWERNET GLOBAL COMMUNICATIONS	01/04/2024	Regular	0.00	85.33	35724
PRE01	PREMIER ACCESS INS CO	01/04/2024	Regular	0.00	3,272.16	35725

Check Report

Date Range: 07/01/2023 - 06/30/2024

Vendor Number	Vendor Name	Payment Date	Payment Type	Discount Amount	Payment Amount	Number
RAM01	RAMMCO	01/04/2024	Regular	0.00	375.30	35726
SIG01	SIGNAL SERVICE INC	01/04/2024	Regular	0.00	300.00	35727
SWR04	STATE WATER RESOURCES CON	01/04/2024	Regular	0.00	28,838.25	35728
THA01	THATCHER COMPANY OF CALIF	01/04/2024	Regular	0.00	7,339.54	35729
THO03	THOMPSON AUTO & TRUCK	01/04/2024	Regular	0.00	400.00	35730
UNI01	UNICO ENGINEERING, INC.	01/04/2024	Regular	0.00	4,272.04	35731
USA04	HD SUPPLY, INC	01/04/2024	Regular	0.00	479.33	35732
VER01	VERIZON WIRELESS	01/04/2024	Regular	0.00	1,588.57	35733
VER02	Verizon Connect Fleet USA LLC	01/04/2024	Regular	0.00	265.30	35734
WEL02	WELLS FARGO BANK	01/04/2024	Regular	0.00	2,088.14	35735
WIL01	Wilkinson Portables Inc.	01/04/2024	Regular	0.00	314.66	35736
ADT01	ADT SECURITY SERVICES	01/12/2024	Regular	0.00	529.29	35737
ADT02	THE ADT SECURITY CORPORATION	01/12/2024	Regular	0.00	59.00	35738
AFL01	AMERICAN FAMILY LIFE INS	01/12/2024	Regular	0.00	1,334.00	35739
ALL01	ALLEN KRAUSE	01/12/2024	Regular	0.00	816.31	35740
ARA01	ARAMARK	01/12/2024	Regular	0.00	91.00	35741
BES01	BEST, BEST & KRIEGER LLP	01/12/2024	Regular	0.00	7,610.71	35742
BST01	BST Services Inc	01/12/2024	Regular	0.00	38,969.08	35743
CAP04	CAPITAL RUBBER CO. LTD.	01/12/2024	Regular	0.00	1,073.57	35744
CLS01	CLS LABS	01/12/2024	Regular	0.00	99.00	35745
DIV05	PLACERVILLE AUTO PARTS, INC.	01/12/2024	Regular	0.00	176.12	35746
ECO01	ECORP CONSULTING, INC.	01/12/2024	Regular	0.00	10,238.31	35747
ELD11	EL DORADO COUNTY AIR QUALITY MGMT	01/12/2024	Regular	0.00	2,098.76	35748
FER01	FERRELLGAS	01/12/2024	Regular	0.00	387.80	35749
FER02	FERGUSON ENTERPRISES INC	01/12/2024	Regular	0.00	11,245.54	35750
GAR02	GARDEN VALLEY FEED & HDW.	01/12/2024	Regular	0.00	111.29	35751
GEO02	GEORGETOWN GAZETTE	01/12/2024	Regular	0.00	105.00	35752
GEO04	DIVIDE SUPPLY ACE HARDWARE	01/12/2024	Regular	0.00	793.85	35753
GOL04	GOLD MOUNTAIN CALIFORNIA NEWS MEDIA IN	01/12/2024	Regular	0.00	427.68	35754
ICM03	ICMA	01/12/2024	Regular	0.00	1,631.50	35755
IFS01	Infosend, Inc.	01/12/2024	Regular	0.00	3,685.37	35756
IUO01	IUOE, LOCAL 39	01/12/2024	Regular	0.00	361.29	35757
IUO02	AFSCME District Council 57	01/12/2024	Regular	0.00	361.03	35758
KAS01	KASL CONSULTING ENGINEERS	01/12/2024	Regular	0.00	11,177.38	35759
MOU02	MOUNTAIN DEMOCRAT	01/12/2024	Regular	0.00	350.00	35760
OPT01	OPTIMIZED INVESTMENT PARTNERS	01/12/2024	Regular	0.00	871.60	35761
PAC02	PACIFIC GAS & ELECTRIC	01/12/2024	Regular	0.00	10,518.66	35762
PAC02	PACIFIC GAS & ELECTRIC	01/12/2024	Regular	0.00	99.50	35763
PAC02	PACIFIC GAS & ELECTRIC	01/12/2024	Regular	0.00	22.12	35764
PAP03	PAPE MACHINERY, INC	01/12/2024	Regular	0.00	4,117.73	35765
PIC02	PICOVALE SERVICES, INC.	01/12/2024	Regular	0.00	14,995.20	35766
RAM01	RAMMCO	01/12/2024	Regular	0.00	187.65	35767
ROB01	DON ROBINSON	01/12/2024	Regular	0.00	1,088.59	35768
RUL01	RULE, BRIAN	01/12/2024	Regular	0.00	300.00	35769
THA01	THATCHER COMPANY OF CALIF	01/12/2024	Regular	0.00	4,251.52	35770
TYL02	TYLER TECHNOLOGIES, INC	01/12/2024	Regular	0.00	354.00	35771
UNI06	UNITEDHEALTHCARE INSURANCE	01/12/2024	Regular	0.00	696.20	35772
USA04	HD SUPPLY, INC	01/12/2024	Regular	0.00	190.60	35773
USB06	U.S. BANK EQUIPMENT FINANCE	01/12/2024	Regular	0.00	792.04	35774
WES08	WESTERN HYDROLOGICS, LLP	01/12/2024	Regular	0.00	3,395.50	35775
WEX01	Wex Bank	01/12/2024	Regular	0.00	6,851.42	35776
WIE01	WIENHOFF & ASSOCIATES INC	01/12/2024	Regular	0.00	25.00	35777
ZAN01	ZANJERO, INC.	01/12/2024	Regular	0.00	845.00	35778
ALL01	ALLEN KRAUSE	01/19/2024	Regular	0.00	520.55	35779
ATT02	AT&T	01/19/2024	Regular	0.00	128.20	35780
BAR07	BARBOUR, CHRIS	01/19/2024	Regular	0.00	300.00	35781
BEN04	BENNETT ENGINEERING SERVICES	01/19/2024	Regular	0.00	8,828.25	35782
BLU01	ANTHEM BLUE CROSS	01/19/2024	Regular	0.00	1,079.61	35783
CAL17	STATE OF CA - DEPT OF FORESTRY AND FIRE PR	01/19/2024	Regular	0.00	2,042.46	35784
CHR01	CHRISTENSEN HEATING & COOLING, INC.	01/19/2024	Regular	0.00	175.00	35785
CLS01	CLS LABS	01/19/2024	Regular	0.00	229.00	35786

Check Report

Date Range: 07/01/2023 - 06/30/2024

Vendor Number	Vendor Name	Payment Date	Payment Type	Discount Amount	Payment Amount	Number
COS01	COSTCO	01/19/2024	Regular	0.00	120.00	35787
ECO01	ECORP CONSULTING, INC.	01/19/2024	Regular	0.00	20,278.75	35788
GOV01	GOVERNMENT FINANCE OFFICERS ASSOCIATIOI	01/19/2024	Regular	0.00	160.00	35789
KAI01	Kaiser Permanente	01/19/2024	Regular	0.00	120.90	35790
NAT04	NATIONAL PRINT & PROMO	01/19/2024	Regular	0.00	194.18	35791
RAM01	RAMMCO	01/19/2024	Regular	0.00	187.65	35792
SCH03	SCHNEIDER, NICHOLAS	01/19/2024	Regular	0.00	966.87	35793
SCH03	SCHNEIDER, NICHOLAS	01/19/2024	Regular	0.00	-966.87	35793
SIG01	SIGNAL SERVICE INC	01/19/2024	Regular	0.00	300.00	35794
TIR01	TIREHUB, LLC	01/19/2024	Regular	0.00	560.41	35795
USB05	U.S. BANK CORPORATE PAYMENT SYSTEMS	01/19/2024	Regular	0.00	3,143.88	35796
VER01	VERIZON WIRELESS	01/19/2024	Regular	0.00	50.02	35797
SCH03	SCHNEIDER, NICHOLAS	01/19/2024	Regular	0.00	966.87	35798
ALL01	ALLEN KRAUSE	01/26/2024	Regular	0.00	365.45	35799
ARA01	ARAMARK	01/26/2024	Regular	0.00	91.00	35800
ATT01	AT&T CORPORATION	01/26/2024	Regular	0.00	1,107.09	35801
BEN04	BENNETT ENGINEERING SERVICES	01/26/2024	Regular	0.00	33,692.74	35802
BLU06	BLUE SHIELD OF CALIFORNIA	01/26/2024	Regular	0.00	304.00	35803
CAL17	STATE OF CA - DEPT OF FORESTRY AND FIRE PRI	01/26/2024	Regular	0.00	1,815.52	35804
CLS01	CLS LABS	01/26/2024	Regular	0.00	150.00	35805
CWS01	CORBIN WILLITS SYS. INC.	01/26/2024	Regular	0.00	608.28	35806
DIV05	PLACERVILLE AUTO PARTS, INC.	01/26/2024	Regular	0.00	42.88	35807
FER01	FERRELLGAS	01/26/2024	Regular	0.00	1,629.32	35808
ICM03	ICMA	01/26/2024	Regular	0.00	1,631.50	35809
IUO01	IUOE, LOCAL 39	01/26/2024	Regular	0.00	336.53	35810
IUO02	AFSCME District Council 57	01/26/2024	Regular	0.00	361.03	35811
MAS01	MASTERS TELECOM, LLC	01/26/2024	Regular	0.00	16.39	35812
MIC01	MICAH ABRAHAM CORDERO	01/26/2024	Regular	0.00	3,030.91	35813
NTU01	NTU TECHNOLOGIES, INC.	01/26/2024	Regular	0.00	588.70	35814
PAC02	PACIFIC GAS & ELECTRIC	01/26/2024	Regular	0.00	1,072.87	35815
PAC02	PACIFIC GAS & ELECTRIC	01/26/2024	Regular	0.00	538.65	35816
PAC02	PACIFIC GAS & ELECTRIC	01/26/2024	Regular	0.00	19.76	35817
PAC02	PACIFIC GAS & ELECTRIC	01/26/2024	Regular	0.00	9.88	35818
POW01	POWERNET GLOBAL COMMUNICATIONS	01/26/2024	Regular	0.00	85.37	35819
PRE01	PREMIER ACCESS INS CO	01/26/2024	Regular	0.00	3,272.16	35820
RAM01	RAMMCO	01/26/2024	Regular	0.00	475.40	35821
UNI01	UNICO ENGINEERING, INC.	01/26/2024	Regular	0.00	381.86	35822
USA04	HD SUPPLY, INC	01/26/2024	Regular	0.00	48.23	35823
VER01	VERIZON WIRELESS	01/26/2024	Regular	0.00	1,693.60	35824
ADT02	THE ADT SECURITY CORPORATION	02/02/2024	Regular	0.00	59.00	35826
ALL01	ALLEN KRAUSE	02/02/2024	Regular	0.00	101.88	35827
ARA01	ARAMARK	02/02/2024	Regular	0.00	45.50	35828
CAR08	Carmody Software, Inc.	02/02/2024	Regular	0.00	59.00	35829
CLS01	CLS LABS	02/02/2024	Regular	0.00	54.00	35830
DIV05	PLACERVILLE AUTO PARTS, INC.	02/02/2024	Regular	0.00	71.81	35831
EDC01	EL DORADO COUNTY TRANSPORTATION DEPAR	02/02/2024	Regular	0.00	212.97	35832
ELD16	EL DORADO DISPOSAL SERVICE	02/02/2024	Regular	0.00	451.35	35833
FER01	FERRELLGAS	02/02/2024	Regular	0.00	1,093.51	35834
FER02	FERGUSON ENTERPRISES INC	02/02/2024	Regular	0.00	3,047.83	35835
FSL01	Fidelity Security Life Insurance Company	02/02/2024	Regular	0.00	339.16	35836
GEO01	GEORGETOWN HARDWARE	02/02/2024	Regular	0.00	182.63	35837
GUT01	GUTIERREZ, ROBERT	02/02/2024	Regular	0.00	400.00	35838
KLA03	Trent Klasna	02/02/2024	Regular	0.00	600.00	35839
PAC02	PACIFIC GAS & ELECTRIC	02/02/2024	Regular	0.00	17.41	35840
PAC02	PACIFIC GAS & ELECTRIC	02/02/2024	Regular	0.00	98.25	35841
PAC02	PACIFIC GAS & ELECTRIC	02/02/2024	Regular	0.00	25.46	35842
PAC02	PACIFIC GAS & ELECTRIC	02/02/2024	Regular	0.00	195.00	35843
PAC02	PACIFIC GAS & ELECTRIC	02/02/2024	Regular	0.00	118.95	35844
PAC02	PACIFIC GAS & ELECTRIC	02/02/2024	Regular	0.00	701.02	35845
PAC02	PACIFIC GAS & ELECTRIC	02/02/2024	Regular	0.00	31.23	35846
RAM01	RAMMCO	02/02/2024	Regular	0.00	361.71	35847

Check Report

Date Range: 07/01/2023 - 06/30/2024

Vendor Number	Vendor Name	Payment Date	Payment Type	Discount Amount	Payment Amount	Number
ROB01	DON ROBINSON	02/02/2024	Regular	0.00	568.43	35848
WAL02	WALKER'S OFFICE SUPPLY	02/02/2024	Regular	0.00	184.05	35849
WEL02	WELLS FARGO BANK	02/02/2024	Regular	0.00	2,088.14	35850
WES09	NATHAN THOMAS	02/02/2024	Regular	0.00	2,816.00	35851
WEX01	Wex Bank	02/02/2024	Regular	0.00	4,946.58	35852
WIL01	Wilkinson Portables Inc.	02/02/2024	Regular	0.00	314.66	35853
BAR07	BARBOUR, CHRIS	02/08/2024	Regular	0.00	3,415.77	35854
ACW05	ACWA/JPIA HEALTH	02/09/2024	Regular	0.00	50,886.67	35855
ADT01	ADT SECURITY SERVICES	02/09/2024	Regular	0.00	127.32	35856
ADT02	THE ADT SECURITY CORPORATION	02/09/2024	Regular	0.00	451.08	35857
AFL01	AMERICAN FAMILY LIFE INS	02/09/2024	Regular	0.00	1,362.56	35858
ALL01	ALLEN KRAUSE	02/09/2024	Regular	0.00	63.61	35859
ARA01	ARAMARK	02/09/2024	Regular	0.00	45.50	35860
CLS01	CLS LABS	02/09/2024	Regular	0.00	1,015.00	35861
CSM01	California Society of Municipal Finance Officers	02/09/2024	Regular	0.00	-135.00	35862
CSM01	California Society of Municipal Finance Officers	02/09/2024	Regular	0.00	135.00	35862
EDC04	EDC ENVIRONMENTAL MGMT	02/09/2024	Regular	0.00	702.00	35863
EMP02	EMPLOYEE RELATIONS, INC	02/09/2024	Regular	0.00	50.00	35864
ENV01	ENVIRO TECH SERVICES COMPANY, INC.	02/09/2024	Regular	0.00	225.23	35865
FER01	FERRELLGAS	02/09/2024	Regular	0.00	360.18	35866
FER02	FERGUSON ENTERPRISES INC	02/09/2024	Regular	0.00	2,192.86	35867
GAR02	GARDEN VALLEY FEED & HDW.	02/09/2024	Regular	0.00	307.11	35868
GEO04	DIVIDE SUPPLY ACE HARDWARE	02/09/2024	Regular	0.00	1,197.64	35869
GOV01	GOVERNMENT FINANCE OFFICERS ASSOCIATIOI	02/09/2024	Regular	0.00	150.00	35870
HAR03	HARRIS INDUSTRIAL GASES	02/09/2024	Regular	0.00	253.00	35871
ICM03	ICMA	02/09/2024	Regular	0.00	1,631.50	35872
IUO01	IUOE, LOCAL 39	02/09/2024	Regular	0.00	336.53	35873
IUO02	AFSCME District Council 57	02/09/2024	Regular	0.00	361.03	35874
KLA03	Trent Klasna	02/09/2024	Regular	0.00	1,200.00	35875
LSL01	LANCE, SOLL & LUNGHARD, LLP	02/09/2024	Regular	0.00	28,027.50	35876
OPT01	OPTIMIZED INVESTMENT PARTNERS	02/09/2024	Regular	0.00	977.71	35877
PAC02	PACIFIC GAS & ELECTRIC	02/09/2024	Regular	0.00	437.92	35878
PAC02	PACIFIC GAS & ELECTRIC	02/09/2024	Regular	0.00	12,112.78	35879
PAC02	PACIFIC GAS & ELECTRIC	02/09/2024	Regular	0.00	142.28	35880
RAM01	RAMMCO	02/09/2024	Regular	0.00	187.65	35881
THO03	THOMPSON AUTO & TRUCK	02/09/2024	Regular	0.00	2,641.52	35882
UNI06	UNITEDHEALTHCARE INSURANCE	02/09/2024	Regular	0.00	696.20	35883
USA04	HD SUPPLY, INC	02/09/2024	Regular	0.00	558.22	35884
VEC01	Vectis DC LLC	02/09/2024	Regular	0.00	12,000.00	35885
VER02	Verizon Connect Fleet USA LLC	02/09/2024	Regular	0.00	265.30	35886
ZAN01	ZANJERO, INC.	02/09/2024	Regular	0.00	587.50	35887
ALL01	ALLEN KRAUSE	02/16/2024	Regular	0.00	734.02	35890
AMPO1	AMPRA'S Staffing Services, Inc	02/16/2024	Regular	0.00	532.50	35891
ATT02	AT&T	02/16/2024	Regular	0.00	128.20	35892
BES01	BEST, BEST & KRIEGER LLP	02/16/2024	Regular	0.00	6,598.85	35893
BST01	BST Services Inc	02/16/2024	Regular	0.00	671.95	35894
CLS01	CLS LABS	02/16/2024	Regular	0.00	150.00	35895
COU01	Country Air Conditioning, Inc	02/16/2024	Regular	0.00	7,950.00	35896
DAV01	Dave's Tree Work & Forest Management, Inc	02/16/2024	Regular	0.00	1,600.00	35897
FER02	FERGUSON ENTERPRISES INC	02/16/2024	Regular	0.00	15,088.11	35898
GEO14	GEORGETOWN DIVIDE ROTARY	02/16/2024	Regular	0.00	113.32	35899
HER01	Herc Rentals Inc	02/16/2024	Regular	0.00	862.00	35900
HER02	HERCULES INDUSTRIES, INC.	02/16/2024	Regular	0.00	609.20	35901
INF01	Infinity Technologies	02/16/2024	Regular	0.00	210.00	35902
KAI01	Kaiser Permanente	02/16/2024	Regular	0.00	119.00	35903
KAS01	KASL CONSULTING ENGINEERS	02/16/2024	Regular	0.00	16,942.00	35904
RAM01	RAMMCO	02/16/2024	Regular	0.00	187.65	35905
USA04	HD SUPPLY, INC	02/16/2024	Regular	0.00	90.04	35906
USB05	U.S. BANK CORPORATE PAYMENT SYSTEMS	02/16/2024	Regular	0.00	4,258.73	35907
USB06	U.S. BANK EQUIPMENT FINANCE	02/16/2024	Regular	0.00	637.91	35908
ALL01	ALLEN KRAUSE	02/26/2024	Regular	0.00	1,307.14	35909

Check Report

Date Range: 07/01/2023 - 06/30/2024

Vendor Number	Vendor Name	Payment Date	Payment Type	Discount Amount	Payment Amount	Number
AMP01	AMPRA'S Staffing Services, Inc	02/26/2024	Regular	0.00	1,420.00	35910
ARA01	ARAMARK	02/26/2024	Regular	0.00	45.50	35911
ATT01	AT&T CORPORATION	02/26/2024	Regular	0.00	1,107.09	35912
BEN04	BENNETT ENGINEERING SERVICES	02/26/2024	Regular	0.00	328.00	35913
BLU01	ANTHEM BLUE CROSS	02/26/2024	Regular	0.00	419.20	35914
BLU06	BLUE SHIELD OF CALIFORNIA	02/26/2024	Regular	0.00	304.00	35915
CLS01	CLS LABS	02/26/2024	Regular	0.00	54.00	35916
CWS01	CORBIN WILLITS SYS. INC.	02/26/2024	Regular	0.00	608.28	35917
FER01	FERRELLGAS	02/26/2024	Regular	0.00	411.67	35918
FER02	FERGUSON ENTERPRISES INC	02/26/2024	Regular	0.00	6,749.12	35919
ICM03	ICMA	02/26/2024	Regular	0.00	1,631.50	35920
IUO01	IUOE, LOCAL 39	02/26/2024	Regular	0.00	333.02	35921
IUO02	AFSCME District Council 57	02/26/2024	Regular	0.00	361.03	35922
OCC01	OCCU-MED, LTD	02/26/2024	Regular	0.00	546.75	35923
PAP03	PAPE MACHINERY, INC	02/26/2024	Regular	0.00	1,823.15	35924
PUL01	PULFER, JEFF	02/26/2024	Regular	0.00	214.45	35925
RAM01	RAMMCO	02/26/2024	Regular	0.00	187.65	35926
VER01	VERIZON WIRELESS	02/26/2024	Regular	0.00	50.02	35927
ALL01	ALLEN KRAUSE	03/01/2024	Regular	0.00	124.92	35928
AMP01	AMPRA'S Staffing Services, Inc	03/01/2024	Regular	0.00	1,136.00	35929
ARA01	ARAMARK	03/01/2024	Regular	0.00	91.00	35930
BEN04	BENNETT ENGINEERING SERVICES	03/01/2024	Regular	0.00	5,716.00	35931
CAL17	STATE OF CA - DEPT OF FORESTRY AND FIRE PR	03/01/2024	Regular	0.00	2,723.28	35932
CLS01	CLS LABS	03/01/2024	Regular	0.00	1,081.56	35933
ECO01	ECORP CONSULTING, INC.	03/01/2024	Regular	0.00	2,020.00	35934
FER01	FERRELLGAS	03/01/2024	Regular	0.00	926.39	35935
GEN01	Genuine Parts Company	03/01/2024	Regular	0.00	342.99	35936
GEO01	GEORGETOWN HARDWARE	03/01/2024	Regular	0.00	84.78	35937
GUT01	GUTIERREZ, ROBERT	03/01/2024	Regular	0.00	400.00	35938
HER01	Herc Rentals Inc	03/01/2024	Regular	0.00	2,893.09	35939
HOM01	HOME DEPOT CREDIT SERVICE	03/01/2024	Regular	0.00	1,549.82	35940
KLA02	KLAHN, CHRISTIAN	03/01/2024	Regular	0.00	131.85	35941
PAC02	PACIFIC GAS & ELECTRIC	03/01/2024	Regular	0.00	22.42	35942
PAC02	PACIFIC GAS & ELECTRIC	03/01/2024	Regular	0.00	1,136.38	35943
PAC02	PACIFIC GAS & ELECTRIC	03/01/2024	Regular	0.00	220.93	35944
PAC02	PACIFIC GAS & ELECTRIC	03/01/2024	Regular	0.00	31.17	35945
PAC02	PACIFIC GAS & ELECTRIC	03/01/2024	Regular	0.00	137.18	35946
PAC02	PACIFIC GAS & ELECTRIC	03/01/2024	Regular	0.00	18.50	35947
PAC02	PACIFIC GAS & ELECTRIC	03/01/2024	Regular	0.00	1,915.91	35948
PAC02	PACIFIC GAS & ELECTRIC	03/01/2024	Regular	0.00	10.27	35949
PAC02	PACIFIC GAS & ELECTRIC	03/01/2024	Regular	0.00	95.69	35950
PAC02	PACIFIC GAS & ELECTRIC	03/01/2024	Regular	0.00	23.82	35951
POW01	POWERNET GLOBAL COMMUNICATIONS	03/01/2024	Regular	0.00	85.37	35952
PRE01	PREMIER ACCESS INS CO	03/01/2024	Regular	0.00	3,272.16	35953
RAM01	RAMMCO	03/01/2024	Regular	0.00	187.65	35954
SAC03	SACRAMENTO BAG MFG. CO.	03/01/2024	Regular	0.00	1,836.00	35955
SIE10	SIERRA SAFETY	03/01/2024	Regular	0.00	386.15	35956
USA04	HD SUPPLY, INC	03/01/2024	Regular	0.00	52.50	35957
VER01	VERIZON WIRELESS	03/01/2024	Regular	0.00	1,590.69	35958
WAL02	WALKER'S OFFICE SUPPLY	03/01/2024	Regular	0.00	278.30	35959
WEL02	WELLS FARGO BANK	03/01/2024	Regular	0.00	2,088.14	35960
WEX01	Wex Bank	03/01/2024	Regular	0.00	5,310.23	35961
WIL01	Wilkinson Portables Inc.	03/01/2024	Regular	0.00	314.66	35962
ADT01	ADT SECURITY SERVICES	03/07/2024	Regular	0.00	334.83	35965
ADT02	THE ADT SECURITY CORPORATION	03/07/2024	Regular	0.00	209.36	35966
AFL01	AMERICAN FAMILY LIFE INS	03/07/2024	Regular	0.00	1,183.88	35967
ALL01	ALLEN KRAUSE	03/07/2024	Regular	0.00	776.57	35968
AMPO1	AMPRA'S Staffing Services, Inc	03/07/2024	Regular	0.00	1,420.00	35969
ARA01	ARAMARK	03/07/2024	Regular	0.00	45.50	35970
ATT01	AT&T CORPORATION	03/07/2024	Regular	0.00	338.71	35971
BES01	BEST, BEST & KRIEGER LLP	03/07/2024	Regular	0.00	14,358.58	35972

Check Report

Date Range: 07/01/2023 - 06/30/2024

Vendor Number	Vendor Name	Payment Date	Payment Type	Discount Amount	Payment Amount	Number
CAR08	Carmody Software, Inc.	03/07/2024	Regular	0.00	59.00	35973
CLS01	CLS LABS	03/07/2024	Regular	0.00	792.96	35974
DWR01	DEPT. OF WATER RESOURCES	03/07/2024	Regular	0.00	15,397.73	35975
ECO01	ECORP CONSULTING, INC.	03/07/2024	Regular	0.00	10,308.75	35976
ELD16	EL DORADO DISPOSAL SERVICE	03/07/2024	Regular	0.00	451.35	35977
FER01	FERRELLGAS	03/07/2024	Regular	0.00	12.00	35978
FER02	FERGUSON ENTERPRISES INC	03/07/2024	Regular	0.00	734.28	35979
FOL01	Folsom Lake Ford, Inc.	03/07/2024	Regular	0.00	4,413.80	35980
FSL01	Fidelity Security Life Insurance Company	03/07/2024	Regular	0.00	314.80	35981
GAR02	GARDEN VALLEY FEED & HDW.	03/07/2024	Regular	0.00	194.75	35982
GEO04	DIVIDE SUPPLY ACE HARDWARE	03/07/2024	Regular	0.00	1,066.65	35983
GRA01	GRAINGER, INC.	03/07/2024	Regular	0.00	45.64	35984
ICM03	ICMA	03/07/2024	Regular	0.00	1,635.21	35985
IFS01	Infosend, Inc.	03/07/2024	Regular	0.00	465.28	35986
IUO01	IUOE, LOCAL 39	03/07/2024	Regular	0.00	385.54	35987
IUO02	AFSCME District Council 57	03/07/2024	Regular	0.00	363.72	35988
LSL01	LANCE, SOLL & LUNGHARD, LLP	03/07/2024	Regular	0.00	10,190.00	35989
MAS01	MASTERS TELECOM, LLC	03/07/2024	Regular	0.00	16.39	35990
OPT01	OPTIMIZED INVESTMENT PARTNERS	03/07/2024	Regular	0.00	979.40	35991
PAC02	PACIFIC GAS & ELECTRIC	03/07/2024	Regular	0.00	11,837.43	35992
PAC02	PACIFIC GAS & ELECTRIC	03/07/2024	Regular	0.00	214.96	35993
RAM01	RAMMCO	03/07/2024	Regular	0.00	187.65	35994
SAF01	Safety-Kleen Systems Inc.	03/07/2024	Regular	0.00	294.38	35995
TWA01	TW Associates LLC	03/07/2024	Regular	0.00	1,093.67	35996
USA04	HD SUPPLY, INC	03/07/2024	Regular	0.00	254.17	35997
VEC01	Vectis DC LLC	03/07/2024	Regular	0.00	4,000.00	35998
VER02	Verizon Connect Fleet USA LLC	03/07/2024	Regular	0.00	265.30	35999
WAL02	WALKER'S OFFICE SUPPLY	03/07/2024	Regular	0.00	476.16	36000
WES08	WESTERN HYDROLOGICS, LLP	03/07/2024	Regular	0.00	4,610.60	36001
ZAN01	ZANJERO, INC.	03/07/2024	Regular	0.00	1,540.00	36002
ACW05	ACWA/JPIA HEALTH	03/15/2024	Regular	0.00	48,014.09	36004
ALL01	ALLEN KRAUSE	03/15/2024	Regular	0.00	60.04	36005
ARA01	ARAMARK	03/15/2024	Regular	0.00	45.50	36006
BES01	BEST, BEST & KRIEGER LLP	03/15/2024	Regular	0.00	473.66	36007
BST01	BST Services Inc	03/15/2024	Regular	0.00	1,921.44	36008
CLS01	CLS LABS	03/15/2024	Regular	0.00	150.00	36009
CRO03	Robin Crowton	03/15/2024	Regular	0.00	8,000.00	36010
CSD00	CALIFORNIA SPECIAL DISTRICT ASSOCIATION	03/15/2024	Regular	0.00	775.00	36011
DIV05	PLACERVILLE AUTO PARTS, INC.	03/15/2024	Regular	0.00	17.15	36012
ECO01	ECORP CONSULTING, INC.	03/15/2024	Regular	0.00	16,748.75	36013
ENV01	ENVIRO TECH SERVICES COMPANY, INC.	03/15/2024	Regular	0.00	119.73	36014
FER02	FERGUSON ENTERPRISES INC	03/15/2024	Regular	0.00	27,585.96	36015
INF01	Infinity Technologies	03/15/2024	Regular	0.00	1,470.00	36016
KAI01	Kaiser Permanente	03/15/2024	Regular	0.00	119.00	36017
KAS01	KASL CONSULTING ENGINEERS	03/15/2024	Regular	0.00	8,397.34	36018
KLA03	Trent Klasna	03/15/2024	Regular	0.00	600.00	36019
KLE01	KLEZMER, JOHN	03/15/2024	Regular	0.00	118.50	36020
PAC02	PACIFIC GAS & ELECTRIC	03/15/2024	Regular	0.00	16,747.40	36021
RAM01	RAMMCO	03/15/2024	Regular	0.00	187.65	36022
SIE10	SIERRA SAFETY	03/15/2024	Regular	0.00	309.20	36023
THA01	THATCHER COMPANY OF CALIF	03/15/2024	Regular	0.00	6,049.92	36024
UNI06	UNITEDHEALTHCARE INSURANCE	03/15/2024	Regular	0.00	696.20	36025
USB06	U.S. BANK EQUIPMENT FINANCE	03/15/2024	Regular	0.00	584.37	36026
WES08	WESTERN HYDROLOGICS, LLP	03/15/2024	Regular	0.00	8,188.60	36027
AMP01	AMPRA'S Staffing Services, Inc	03/22/2024	Regular	0.00	2,272.00	36030
AND01	ANDERSON'S SIERRA PIPE CO	03/22/2024	Regular	0.00	117.01	36031
ATT01	AT&T CORPORATION	03/22/2024	Regular	0.00	1,233.42	36032
ATT02	AT&T	03/22/2024	Regular	0.00	128.20	36033
BEN04	BENNETT ENGINEERING SERVICES	03/22/2024	Regular	0.00	11,119.25	36034
BLU01	ANTHEM BLUE CROSS	03/22/2024	Regular	0.00	784.75	36035
BLU06	BLUE SHIELD OF CALIFORNIA	03/22/2024	Regular	0.00	350.00	36036



Check Report

Date Range: 07/01/2023 - 06/30/2024

Vendor Number	Vendor Name	Payment Date	Payment Type	Discount Amount	Payment Amount	Number
CLS01	CLS LABS	03/22/2024	Regular	0.00	356.76	36037
DAV01	Dave's Tree Work & Forest Management, Inc	03/22/2024	Regular	0.00	2,800.00	36038
DIA01	DIAMOND PACIFIC - AUBURN	03/22/2024	Regular	0.00	1,874.99	36039
FER01	FERRELLGAS	03/22/2024	Regular	0.00	1,361.56	36040
FER02	FERGUSON ENTERPRISES INC	03/22/2024	Regular	0.00	4,949.20	36041
GEO01	GEORGETOWN HARDWARE	03/22/2024	Regular	0.00	614.68	36042
GLE02	GLENN LUGLIANI DBA:	03/22/2024	Regular	0.00	305.78	36043
HAC01	Hach Company	03/22/2024	Regular	0.00	3,237.46	36044
ICM03	ICMA	03/22/2024	Regular	0.00	1,636.14	36045
IUO01	IUOE, LOCAL 39	03/22/2024	Regular	0.00	385.54	36046
IUO02	AFSCME District Council 57	03/22/2024	Regular	0.00	365.72	36047
MAZ01	MAZE & ASSOCIATES	03/22/2024	Regular	0.00	2,422.00	36048
RAM01	RAMMCO	03/22/2024	Regular	0.00	187.65	36049
ROB01	DON ROBINSON	03/22/2024	Regular	0.00	823.14	36050
USA04	HD SUPPLY, INC	03/22/2024	Regular	0.00	270.89	36051
USB05	U.S. BANK CORPORATE PAYMENT SYSTEMS	03/22/2024	Regular	0.00	5,107.55	36052
VER01	VERIZON WIRELESS	03/22/2024	Regular	0.00	50.02	36053
AMPO1	AMPRA'S Staffing Services, Inc	03/28/2024	Regular	0.00	1,420.00	36056
CWS01	CORBIN WILLITS SYS. INC.	03/28/2024	Regular	0.00	608.28	36057
NBS01	NBS	03/28/2024	Regular	0.00	1,250.71	36058
PAC02	PACIFIC GAS & ELECTRIC	03/28/2024	Regular	0.00	1,017.74	36059
PAC02	PACIFIC GAS & ELECTRIC	03/28/2024	Regular	0.00	16.32	36060
PAC02	PACIFIC GAS & ELECTRIC	03/28/2024	Regular	0.00	104.82	36061
PAC02	PACIFIC GAS & ELECTRIC	03/28/2024	Regular	0.00	10.28	36062
POW01	POWERNET GLOBAL COMMUNICATIONS	03/28/2024	Regular	0.00	85.37	36063
RAM01	RAMMCO	03/28/2024	Regular	0.00	187.65	36064
TYL01	TYLER, ERIC	03/28/2024	Regular	0.00	2,454.51	36065
TYL01	TYLER, ERIC	03/28/2024	Regular	0.00	3,135.94	36066
VER01	VERIZON WIRELESS	03/28/2024	Regular	0.00	1,594.33	36067
WIL01	Wilkinson Portables Inc.	03/28/2024	Regular	0.00	314.66	36068
SCH03	SCHNEIDER, NICHOLAS	04/04/2024	Regular	0.00	1,158.46	36069
ACW05	ACWA/JPIA HEALTH	04/05/2024	Regular	0.00	46,872.01	36070
ADM01	Matthew Shepherd	04/05/2024	Regular	0.00	90.00	36071
ADT02	THE ADT SECURITY CORPORATION	04/05/2024	Regular	0.00	209.36	36072
AFL01	AMERICAN FAMILY LIFE INS	04/05/2024	Regular	0.00	1,183.88	36073
ALL01	ALLEN KRAUSE	04/05/2024	Regular	0.00	1,151.96	36074
AMP01	AMPRA'S Staffing Services, Inc	04/05/2024	Regular	0.00	1,420.00	36075
ARA01	ARAMARK	04/05/2024	Regular	0.00	45.50	36076
B&K01	B&K VALVES & EQUIPMENT, INC	04/05/2024	Regular	0.00	4,200.00	36077
BST01	BST Services Inc	04/05/2024	Regular	0.00	833.79	36078
CAL17	STATE OF CA - DEPT OF FORESTRY AND FIRE PR	04/05/2024	Regular	0.00	2,042.46	36079
CAR08	Carmody Software, Inc.	04/05/2024	Regular	0.00	59.00	36080
CIT01	CITY OF SACRAMENTO	04/05/2024	Regular	0.00	8,114.21	36081
CLS01	CLS LABS	04/05/2024	Regular	0.00	519.00	36082
DIV05	PLACERVILLE AUTO PARTS, INC.	04/05/2024	Regular	0.00	19.27	36083
DWR01	DEPT. OF WATER RESOURCES	04/05/2024	Regular	0.00	74,281.00	36084
ELD16	EL DORADO DISPOSAL SERVICE	04/05/2024	Regular	0.00	451.35	36085
ENV01	ENVIRO TECH SERVICES COMPANY, INC.	04/05/2024	Regular	0.00	3,887.38	36086
FER01	FERRELLGAS	04/05/2024	Regular	0.00	95.00	36087
FSL01	Fidelity Security Life Insurance Company	04/05/2024	Regular	0.00	333.54	36088
GRA01	GRAINGER, INC.	04/05/2024	Regular	0.00	32.18	36089
GUT01	GUTIERREZ, ROBERT	04/05/2024	Regular	0.00	500.00	36090
HER01	Herc Rentals Inc	04/05/2024	Regular	0.00	2,893.09	36091
ICM03	ICMA	04/05/2024	Regular	0.00	1,636.14	36092
IFS01	Infosend, Inc.	04/05/2024	Regular	0.00	2,639.63	36093
IUO01	IUOE, LOCAL 39	04/05/2024	Regular	0.00	385.54	36094
IUO02	AFSCME District Council 57	04/05/2024	Regular	0.00	371.87	36095
MAS01	MASTERS TELECOM, LLC	04/05/2024	Regular	0.00	16.39	36096
MOU02	MOUNTAIN DEMOCRAT	04/05/2024	Regular	0.00	70.00	36097
NTU01	NTU TECHNOLOGIES, INC.	04/05/2024	Regular	0.00	8,312.30	36098
PAC02	PACIFIC GAS & ELECTRIC	04/05/2024	Regular	0.00	210.47	36099

Check Report

Date Range: 07/01/2023 - 06/30/2024

Vendor Number	Vendor Name	Payment Date	Payment Type	Discount Amount	Payment Amount	Number
PAC02	PACIFIC GAS & ELECTRIC	04/05/2024	Regular	0.00	111.96	36100
PAC02	PACIFIC GAS & ELECTRIC	04/05/2024	Regular	0.00	23.25	36101
PAC02	PACIFIC GAS & ELECTRIC	04/05/2024	Regular	0.00	26.28	36102
PAC02	PACIFIC GAS & ELECTRIC	04/05/2024	Regular	0.00	1,302.01	36103
PAC02	PACIFIC GAS & ELECTRIC	04/05/2024	Regular	0.00	37.02	36104
PAC02	PACIFIC GAS & ELECTRIC	04/05/2024	Regular	0.00	12,756.51	36105
RAM01	RAMMCO	04/05/2024	Regular	0.00	206.75	36106
SIE10	SIERRA SAFETY	04/05/2024	Regular	0.00	227.37	36107
TIR01	TIREHUB, LLC	04/05/2024	Regular	0.00	527.47	36108
VEC01	Vectis DC LLC	04/05/2024	Regular	0.00	4,000.00	36109
VER02	Verizon Connect Fleet USA LLC	04/05/2024	Regular	0.00	265.30	36110
VOL01	Saba Holding Co, LLC	04/05/2024	Regular	0.00	157,261.32	36111
WEL02	WELLS FARGO BANK	04/05/2024	Regular	0.00	2,088.14	36112
WEX01	Wex Bank	04/05/2024	Regular	0.00	5,777.33	36113
ACW01	ACWA/JPIA	04/12/2024	Regular	0.00	10,554.80	36120
ADT01	ADT SECURITY SERVICES	04/12/2024	Regular	0.00	378.93	36121
AMP01	AMPRA'S Staffing Services, Inc	04/12/2024	Regular	0.00	1,420.00	36122
BES01	BEST, BEST & KRIEGER LLP	04/12/2024	Regular	0.00	13,315.58	36123
BJP01	BRUCE R. JOHNSON	04/12/2024	Regular	0.00	1,140.00	36124
CAR09	James Carnahan	04/12/2024	Regular	0.00	5,000.00	36125
CLS01	CLS LABS	04/12/2024	Regular	0.00	241.00	36126
DIA01	DIAMOND PACIFIC - AUBURN	04/12/2024	Regular	0.00	385.48	36127
DIV05	PLACERVILLE AUTO PARTS, INC.	04/12/2024	Regular	0.00	109.37	36128
GAR02	GARDEN VALLEY FEED & HDW.	04/12/2024	Regular	0.00	191.95	36129
GEO04	DIVIDE SUPPLY ACE HARDWARE	04/12/2024	Regular	0.00	2,028.23	36130
GOL04	GOLD MOUNTAIN CALIFORNIA NEWS MEDIA IN	04/12/2024	Regular	0.00	134.00	36131
KAL01	Kirk Lovejoy	04/12/2024	Regular	0.00	9,900.00	36132
KAS01	KASL CONSULTING ENGINEERS	04/12/2024	Regular	0.00	4,909.00	36133
LSL01	LANCE, SOLL & LUNGHARD, LLP	04/12/2024	Regular	0.00	12,115.00	36134
OPT01	OPTIMIZED INVESTMENT PARTNERS	04/12/2024	Regular	0.00	980.78	36135
PAC02	PACIFIC GAS & ELECTRIC	04/12/2024	Regular	0.00	4,645.38	36136
RAM01	RAMMCO	04/12/2024	Regular	0.00	206.75	36137
SIE10	SIERRA SAFETY	04/12/2024	Regular	0.00	391.46	36138
SIG01	SIGNAL SERVICE INC	04/12/2024	Regular	0.00	87.95	36139
TYL02	TYLER TECHNOLOGIES, INC	04/12/2024	Regular	0.00	572.00	36140
UNI06	UNITEDHEALTHCARE INSURANCE	04/12/2024	Regular	0.00	696.20	36141
USB06	U.S. BANK EQUIPMENT FINANCE	04/12/2024	Regular	0.00	769.05	36142
WEL02	WELLS FARGO BANK	04/12/2024	Regular	0.00	500.00	36143
WES08	WESTERN HYDROLOGICS, LLP	04/12/2024	Regular	0.00	5,147.50	36144
ZAN01	ZANJERO, INC.	04/12/2024	Regular	0.00	710.00	36145
ALL01	ALLEN KRAUSE	04/19/2024	Regular	0.00	586.96	36148
AMP01	AMPRA'S Staffing Services, Inc	04/19/2024	Regular	0.00	1,420.00	36149
ARA01	ARAMARK	04/19/2024	Regular	0.00	45.50	36150
ATT01	AT&T CORPORATION	04/19/2024	Regular	0.00	125.53	36151
ATT02	AT&T	04/19/2024	Regular	0.00	128.20	36152
BEN04	BENNETT ENGINEERING SERVICES	04/19/2024	Regular	0.00	7,938.75	36153
BES01	BEST, BEST & KRIEGER LLP	04/19/2024	Regular	0.00	2,182.50	36154
BLU01	ANTHEM BLUE CROSS	04/19/2024	Regular	0.00	784.75	36155
CLS01	CLS LABS	04/19/2024	Regular	0.00	3,992.00	36156
DIV05	PLACERVILLE AUTO PARTS, INC.	04/19/2024	Regular	0.00	25.70	36157
ECO01	ECORP CONSULTING, INC.	04/19/2024	Regular	0.00	3,556.25	36158
FER01	FERRELLGAS	04/19/2024	Regular	0.00	1,194.24	36159
FER02	FERGUSON ENTERPRISES INC	04/19/2024	Regular	0.00	704.90	36160
ICM03	ICMA	04/19/2024	Regular	0.00	1,636.14	36161
IUO01	IUOE, LOCAL 39	04/19/2024	Regular	0.00	360.61	36162
IUO02	AFSCME District Council 57	04/19/2024	Regular	0.00	371.87	36163
KAI01	Kaiser Permanente	04/19/2024	Regular	0.00	119.00	36164
RAM01	RAMMCO	04/19/2024	Regular	0.00	206.75	36165
ROY01	KENNETH ROYAL	04/19/2024	Regular	0.00	805.00	36166
SIG01	SIGNAL SERVICE INC	04/19/2024	Regular	0.00	300.00	36167
USA04	HD SUPPLY, INC	04/19/2024	Regular	0.00	2,028.75	36168

Check Report

Date Range: 07/01/2023 - 06/30/2024

Vendor Number	Vendor Name	Payment Date	Payment Type	Discount Amount	Payment Amount	Number
VEE01	DOUG VEERKAMP GENERAL ENGINEERING, INC	04/19/2024	Regular	0.00	425.00	36169
VER01	VERIZON WIRELESS	04/19/2024	Regular	0.00	50.02	36170
ALL01	ALLEN KRAUSE	04/25/2024	Regular	0.00	253.25	36171
AMP01	AMPRA'S Staffing Services, Inc	04/25/2024	Regular	0.00	1,420.00	36172
ARA01	ARAMARK	04/25/2024	Regular	0.00	91.00	36173
ATE01	A T.E.E.M. ELECTRICAL	04/25/2024	Regular	0.00	6,388.36	36174
BLU06	BLUE SHIELD OF CALIFORNIA	04/25/2024	Regular	0.00	350.00	36175
BST01	BST Services Inc	04/25/2024	Regular	0.00	1,385.10	36176
CLS01	CLS LABS	04/25/2024	Regular	0.00	101.00	36177
CWS01	CORBIN WILLITS SYS. INC.	04/25/2024	Regular	0.00	608.28	36178
DIT01	DITCH WITCH EQUIPMENT COMPANY	04/25/2024	Regular	0.00	397.38	36179
DIV05	PLACERVILLE AUTO PARTS, INC.	04/25/2024	Regular	0.00	634.47	36180
ECO01	ECORP CONSULTING, INC.	04/25/2024	Regular	0.00	9,725.00	36181
EMC01	MESA ENERGY SYSTEMS, INC	04/25/2024	Regular	0.00	460.00	36182
FER02	FERGUSON ENTERPRISES INC	04/25/2024	Regular	0.00	9,208.89	36183
GEO01	GEORGETOWN HARDWARE	04/25/2024	Regular	0.00	973.59	36184
MAS01	MASTERS TELECOM, LLC	04/25/2024	Regular	0.00	15.80	36185
PAC02	PACIFIC GAS & ELECTRIC	04/25/2024	Regular	0.00	10.27	36186
RAM01	RAMMCO	04/25/2024	Regular	0.00	206.75	36187
USB05	U.S. BANK CORPORATE PAYMENT SYSTEMS	04/25/2024	Regular	0.00	4,376.90	36188
	**Void**	04/25/2024	Regular	0.00	0.00	36189
WIL01	Wilkinson Portables Inc.	04/25/2024	Regular	0.00	314.66	36190
AFL01	AMERICAN FAMILY LIFE INS	05/02/2024	Regular	0.00	1,124.96	36192
ALL01	ALLEN KRAUSE	05/02/2024	Regular	0.00	322.86	36193
AMP01	AMPRA'S Staffing Services, Inc	05/02/2024	Regular	0.00	1,473.25	36194
BUC01	Buckmaster Office Solutions	05/02/2024	Regular	0.00	20.00	36195
CAL17	STATE OF CA - DEPT OF FORESTRY AND FIRE PR	05/02/2024	Regular	0.00	2,270.80	36196
CAR08	Carmody Software, Inc.	05/02/2024	Regular	0.00	59.00	36197
CLS01	CLS LABS	05/02/2024	Regular	0.00	51.00	36198
DTI01	Douglas Truck & Equipment, LLC	05/02/2024	Regular	0.00	122,749.00	36199
ELD03	EL DORADO COUNTY SHERIFF	05/02/2024	Regular	0.00	25.00	36200
ELD16	EL DORADO DISPOSAL SERVICE	05/02/2024	Regular	0.00	451.35	36201
ESR01	ENVIRONMENTAL SYSTEMS RESEARCH INSTITU'	05/02/2024	Regular	0.00	3,630.00	36202
FER02	FERGUSON ENTERPRISES INC	05/02/2024	Regular	0.00	5,665.53	36203
FSL01	Fidelity Security Life Insurance Company	05/02/2024	Regular	0.00	305.43	36204
GEO14	GEORGETOWN DIVIDE ROTARY	05/02/2024	Regular	0.00	44.99	36205
GUT01	GUTIERREZ, ROBERT	05/02/2024	Regular	0.00	400.00	36206
HAR01	HARP, TYLER	05/02/2024	Regular	0.00	214.17	36207
HAR03	HARRIS INDUSTRIAL GASES	05/02/2024	Regular	0.00	200.07	36208
HER01	Herc Rentals Inc	05/02/2024	Regular	0.00	2,893.09	36209
HOM01	HOME DEPOT CREDIT SERVICE	05/02/2024	Regular	0.00	226.86	36210
ICM03	ICMA	05/02/2024	Regular	0.00	1,636.14	36211
IUO01	IUOE, LOCAL 39	05/02/2024	Regular	0.00	361.31	36212
IUO02	AFSCME District Council 57	05/02/2024	Regular	0.00	371.87	36213
PAC02	PACIFIC GAS & ELECTRIC	05/02/2024	Regular	0.00	44.12	36214
PAC02	PACIFIC GAS & ELECTRIC	05/02/2024	Regular	0.00	1,296.01	36215
PAC02	PACIFIC GAS & ELECTRIC	05/02/2024	Regular	0.00	62.02	36216
PAC02	PACIFIC GAS & ELECTRIC	05/02/2024	Regular	0.00	179.53	36217
PAC02	PACIFIC GAS & ELECTRIC	05/02/2024	Regular	0.00	933.46	36218
RAM01	RAMMCO	05/02/2024	Regular	0.00	206.75	36219
ROB01	DON ROBINSON	05/02/2024	Regular	0.00	911.63	36220
THA01	THATCHER COMPANY OF CALIF	05/02/2024	Regular	0.00	7,923.85	36221
VEC01	Vectis DC LLC	05/02/2024	Regular	0.00	4,000.00	36222
VER01	VERIZON WIRELESS	05/02/2024	Regular	0.00	1,587.95	36223
WEL02	WELLS FARGO BANK	05/02/2024	Regular	0.00	2,088.14	36224
WEX01	Wex Bank	05/02/2024	Regular	0.00	7,319.42	36225
ACW05	ACWA/JPIA HEALTH	05/17/2024	Regular	0.00	44,980.85	36226
ADT01	ADT SECURITY SERVICES	05/17/2024	Regular	0.00	378.93	36227
ADT02	THE ADT SECURITY CORPORATION	05/17/2024	Regular	0.00	209.36	36228
ALL01	ALLEN KRAUSE	05/17/2024	Regular	0.00	579.02	36229
AND01	ANDERSON'S SIERRA PIPE CO	05/17/2024	Regular	0.00	153.30	36230

Check Report

Date Range: 07/01/2023 - 06/30/2024

Vendor Number	Vendor Name	Payment Date	Payment Type	Discount Amount	Payment Amount	Number
ATT01	AT&T CORPORATION	05/17/2024	Regular	0.00	125.00	36231
ATT02	AT&T	05/17/2024	Regular	0.00	1,785.88	36232
BEN04	BENNETT ENGINEERING SERVICES	05/17/2024	Regular	0.00	22,273.50	36233
BES01	BEST, BEST & KRIEGER LLP	05/17/2024	Regular	0.00	15,932.50	36234
BLU01	ANTHEM BLUE CROSS	05/17/2024	Regular	0.00	784.75	36235
BST01	BST Services Inc	05/17/2024	Regular	0.00	2,042.95	36236
CLS01	CLS LABS	05/17/2024	Regular	0.00	209.00	36237
CSM01	California Society of Municipal Finance Officers	05/17/2024	Regular	0.00	135.00	36238
CSM01	California Society of Municipal Finance Officers	05/17/2024	Regular	0.00	-135.00	36238
DIV05	PLACERVILLE AUTO PARTS, INC.	05/17/2024	Regular	0.00	108.26	36239
EDC01	EL DORADO COUNTY TRANSPORTATION DEPAR	05/17/2024	Regular	0.00	70.99	36240
EMC01	MESA ENERGY SYSTEMS, INC	05/17/2024	Regular	0.00	533.36	36241
ENV01	ENVIRO TECH SERVICES COMPANY, INC.	05/17/2024	Regular	0.00	228.38	36242
FER02	FERGUSON ENTERPRISES INC	05/17/2024	Regular	0.00	1,305.41	36243
GAR02	GARDEN VALLEY FEED & HDW.	05/17/2024	Regular	0.00	342.93	36244
GEO02	GEORGETOWN GAZETTE	05/17/2024	Regular	0.00	140.00	36245
GEO04	DIVIDE SUPPLY ACE HARDWARE	05/17/2024	Regular	0.00	926.12	36246
GOL04	GOLD MOUNTAIN CALIFORNIA NEWS MEDIA IN	05/17/2024	Regular	0.00	828.12	36247
ICM03	ICMA	05/17/2024	Regular	0.00	1,636.14	36248
IFS01	Infosend, Inc.	05/17/2024	Regular	0.00	1,331.14	36249
INF01	Infinity Technologies	05/17/2024	Regular	0.00	1,627.50	36250
IUO01	IUOE, LOCAL 39	05/17/2024	Regular	0.00	361.31	36251
IUO02	AFSCME District Council 57	05/17/2024	Regular	0.00	371.87	36252
KAI01	Kaiser Permanente	05/17/2024	Regular	0.00	119.00	36253
KAS01	KASL CONSULTING ENGINEERS	05/17/2024	Regular	0.00	4,703.50	36254
MCB01	MCBRIDE, JEFFREY	05/17/2024	Regular	0.00	196.35	36255
MOU02	MOUNTAIN DEMOCRAT	05/17/2024	Regular	0.00	560.00	36256
OPT01	OPTIMIZED INVESTMENT PARTNERS	05/17/2024	Regular	0.00	936.51	36257
PAC02	PACIFIC GAS & ELECTRIC	05/17/2024	Regular	0.00	4,289.39	36258
PAC02	PACIFIC GAS & ELECTRIC	05/17/2024	Regular	0.00	33.37	36259
PAC02	PACIFIC GAS & ELECTRIC	05/17/2024	Regular	0.00	11,821.71	36260
RAM01	RAMMCO	05/17/2024	Regular	0.00	413.50	36261
RIV02	RIVER CITY RENTALS	05/17/2024	Regular	0.00	325.00	36262
RMR01	W. Rosenau Motor Rewinding Inc	05/17/2024	Regular	0.00	4,179.75	36263
RUL01	RULE, BRIAN	05/17/2024	Regular	0.00	100.00	36264
SIE10	SIERRA SAFETY	05/17/2024	Regular	0.00	339.20	36265
UNI06	UNITEDHEALTHCARE INSURANCE	05/17/2024	Regular	0.00	782.40	36266
USB06	U.S. BANK EQUIPMENT FINANCE	05/17/2024	Regular	0.00	668.31	36267
VER01	VERIZON WIRELESS	05/17/2024	Regular	0.00	50.04	36268
VES01	Vestis Group, Inc(f/k/a Aramark)	05/17/2024	Regular	0.00	136.50	36269
WAL02	WALKER'S OFFICE SUPPLY	05/17/2024	Regular	0.00	47.10	36270
WAT01	WATER RESOURCES ECONOMICS	05/17/2024	Regular	0.00	7,722.50	36271
WES08	WESTERN HYDROLOGICS, LLP	05/17/2024	Regular	0.00	4,430.60	36272
WES09	NATHAN THOMAS	05/17/2024	Regular	0.00	2,816.00	36273
ZAN01	ZANJERO, INC.	05/17/2024	Regular	0.00	1,210.00	36274
SCH03	SCHNEIDER, NICHOLAS	05/22/2024	Regular	0.00	26.50	36276
ALL01	ALLEN KRAUSE	05/24/2024	Regular	0.00	5,343.60	36277
AMPO1	AMPRA'S Staffing Services, Inc	05/24/2024	Regular	0.00	1,189.25	36278
ATT01	AT&T CORPORATION	05/24/2024	Regular	0.00	2,214.18	36279
BEC01	BECK, STEPHANIE	05/24/2024	Regular	0.00	42.43	36280
BEN04	BENNETT ENGINEERING SERVICES	05/24/2024	Regular	0.00	60,894.74	36281
BLU06	BLUE SHIELD OF CALIFORNIA	05/24/2024	Regular	0.00	350.00	36282
BST01	BST Services Inc	05/24/2024	Regular	0.00	784.58	36283
BUC02	BUCKLE. JESSICA	05/24/2024	Regular	0.00	17.02	36284
CAL03	CALIF RURAL WATER ASSN.	05/24/2024	Regular	0.00	1,582.00	36285
CAL17	STATE OF CA - DEPT OF FORESTRY AND FIRE PR	05/24/2024	Regular	0.00	908.32	36286
CAM01	CLINTON W. CAMAC	05/24/2024	Regular	0.00	594.00	36287
CLS01	CLS LABS	05/24/2024	Regular	0.00	51.00	36288
CWE01	CALIFORNIA WATER ENVIRONMENT ASSOC.	05/24/2024	Regular	0.00	170.00	36289
CWS01	CORBIN WILLITS SYS. INC.	05/24/2024	Regular	0.00	608.28	36290
DAV01	Dave's Tree Work & Forest Management, Inc	05/24/2024	Regular	0.00	1,700.00	36291

Check Report

Date Range: 07/01/2023 - 06/30/2024

Vendor Number	Vendor Name	Payment Date	Payment Type	Discount Amount	Payment Amount	Number
DIT01	DITCH WITCH EQUIPMENT COMPANY	05/24/2024	Regular	0.00	2,120.05	36292
DIV05	PLACERVILLE AUTO PARTS, INC.	05/24/2024	Regular	0.00	2.13	36293
DMV01	DEPARTMENT OF MOTOR VEHICLES	05/24/2024	Regular	0.00	8,664.00	36294
ELL02	ELLIOTT, ALEXIS	05/24/2024	Regular	0.00	97.70	36295
FER01	FERRELLGAS	05/24/2024	Regular	0.00	338.41	36296
FER02	FERGUSON ENTERPRISES INC	05/24/2024	Regular	0.00	403.80	36297
HER01	Herc Rentals Inc	05/24/2024	Regular	0.00	2,933.22	36298
MAS01	MASTERS TELECOM, LLC	05/24/2024	Regular	0.00	15.80	36299
MUR01	MURRAY SHEDS INC	05/24/2024	Regular	0.00	12,573.99	36300
PAC02	PACIFIC GAS & ELECTRIC	05/24/2024	Regular	0.00	10.30	36301
PAC02	PACIFIC GAS & ELECTRIC	05/24/2024	Regular	0.00	616.30	36302
RAM01	RAMMCO	05/24/2024	Regular	0.00	206.75	36303
SMI01	SMITH, JASON D.	05/24/2024	Regular	0.00	400.00	36304
USA04	HD SUPPLY, INC	05/24/2024	Regular	0.00	742.74	36305
USB05	U.S. BANK CORPORATE PAYMENT SYSTEMS	05/24/2024	Regular	0.00	10,041.17	36306
	**Void**	05/24/2024	Regular	0.00	0.00	36307
VER02	Verizon Connect Fleet USA LLC	05/24/2024	Regular	0.00	395.50	36308
VES01	Vestis Group, Inc(f/k/a Aramark)	05/24/2024	Regular	0.00	91.00	36309
WAL02	WALKER'S OFFICE SUPPLY	05/24/2024	Regular	0.00	415.68	36310
WIL01	Wilkinson Portables Inc.	05/24/2024	Regular	0.00	314.66	36311
AFL01	AMERICAN FAMILY LIFE INS	05/31/2024	Regular	0.00	1,124.96	36313
BEN04	BENNETT ENGINEERING SERVICES	05/31/2024	Regular	0.00	3,377.75	36314
CLS01	CLS LABS	05/31/2024	Regular	0.00	75.00	36315
ECO01	ECORP CONSULTING, INC.	05/31/2024	Regular	0.00	990.00	36316
FER02	FERGUSON ENTERPRISES INC	05/31/2024	Regular	0.00	5,492.54	36317
FSL01	Fidelity Security Life Insurance Company	05/31/2024	Regular	0.00	314.80	36318
GEO01	GEORGETOWN HARDWARE	05/31/2024	Regular	0.00	1,284.73	36319
GUT01	GUTIERREZ, ROBERT	05/31/2024	Regular	0.00	400.00	36320
HAR03	HARRIS INDUSTRIAL GASES	05/31/2024	Regular	0.00	107.42	36321
HOM01	HOME DEPOT CREDIT SERVICE	05/31/2024	Regular	0.00	639.50	36322
ICM03	ICMA	05/31/2024	Regular	0.00	1,636.14	36323
IUO01	IUOE, LOCAL 39	05/31/2024	Regular	0.00	361.31	36324
IUO02	AFSCME District Council 57	05/31/2024	Regular	0.00	371.87	36325
MAC04	MACAULEY CONSTRUCTION INC	05/31/2024	Regular	0.00	19,970.00	36326
PAC02	PACIFIC GAS & ELECTRIC	05/31/2024	Regular	0.00	148.71	36327
PAC02	PACIFIC GAS & ELECTRIC	05/31/2024	Regular	0.00	101.88	36328
PAC02	PACIFIC GAS & ELECTRIC	05/31/2024	Regular	0.00	8.17	36329
PAC02	PACIFIC GAS & ELECTRIC	05/31/2024	Regular	0.00	869.54	36330
PAC02	PACIFIC GAS & ELECTRIC	05/31/2024	Regular	0.00	282.57	36331
PAC02	PACIFIC GAS & ELECTRIC	05/31/2024	Regular	0.00	788.63	36332
PIC02	PICOVALE SERVICES, INC.	05/31/2024	Regular	0.00	916.69	36333
POL01	POLLARD WATER	05/31/2024	Regular	0.00	1,624.33	36334
RAM01	RAMMCO	05/31/2024	Regular	0.00	206.75	36335
SAF01	Safety-Kleen Systems Inc.	05/31/2024	Regular	0.00	295.57	36336
SCH09	SCHAEFFER MANUFACTURING CO.	05/31/2024	Regular	0.00	539.45	36337
SWR03	STATE WATER RESOURCES CON	05/31/2024	Regular	0.00	60.00	36338
TYL02	TYLER TECHNOLOGIES, INC	05/31/2024	Regular	0.00	25,010.38	36339
USA04	HD SUPPLY, INC	05/31/2024	Regular	0.00	163.69	36340
VER01	VERIZON WIRELESS	05/31/2024	Regular	0.00	1,608.47	36341
WAL02	WALKER'S OFFICE SUPPLY	05/31/2024	Regular	0.00	91.15	36342
WEL02	WELLS FARGO BANK	05/31/2024	Regular	0.00	2,088.14	36343
WEX01	Wex Bank	05/31/2024	Regular	0.00	7,811.79	36344
ACW05	ACWA/JPIA HEALTH	06/07/2024	Regular	0.00	46,864.17	36345
ADT02	THE ADT SECURITY CORPORATION	06/07/2024	Regular	0.00	209.36	36346
ALL01	ALLEN KRAUSE	06/07/2024	Regular	0.00	139.65	36347
BES01	BEST, BEST & KRIEGER LLP	06/07/2024	Regular	0.00	10,976.57	36348
BUC01	Buckmaster Office Solutions	06/07/2024	Regular	0.00	20.00	36349
CAR08	Carmony Software, Inc.	06/07/2024	Regular	0.00	59.00	36350
CLS01	CLS LABS	06/07/2024	Regular	0.00	102.00	36351
DIV05	PLACERVILLE AUTO PARTS, INC.	06/07/2024	Regular	0.00	5.35	36352
ELD16	EL DORADO DISPOSAL SERVICE	06/07/2024	Regular	0.00	451.35	36353

Check Report

Date Range: 07/01/2023 - 06/30/2024

Vendor Number	Vendor Name	Payment Date	Payment Type	Discount Amount	Payment Amount	Number
EMP02	EMPLOYEE RELATIONS, INC	06/07/2024	Regular	0.00	110.00	36354
FER02	FERGUSON ENTERPRISES INC	06/07/2024	Regular	0.00	13,685.00	36355
GEN01	Genuine Parts Company	06/07/2024	Regular	0.00	30.54	36356
GEO02	GEORGETOWN GAZETTE	06/07/2024	Regular	0.00	35.00	36357
GEO04	DIVIDE SUPPLY ACE HARDWARE	06/07/2024	Regular	0.00	430.37	36358
IFS01	Infosend, Inc.	06/07/2024	Regular	0.00	6,414.28	36359
INF01	Infinity Technologies	06/07/2024	Regular	0.00	840.00	36360
MAC02	MACDONALD, MITCH	06/07/2024	Regular	0.00	277.84	36361
MOU02	MOUNTAIN DEMOCRAT	06/07/2024	Regular	0.00	105.00	36362
MOU03	MOUNTAIN COUNTIES WRA	06/07/2024	Regular	0.00	5,545.00	36363
OPT01	OPTIMIZED INVESTMENT PARTNERS	06/07/2024	Regular	0.00	990.80	36364
PAC02	PACIFIC GAS & ELECTRIC	06/07/2024	Regular	0.00	48.64	36365
PAC02	PACIFIC GAS & ELECTRIC	06/07/2024	Regular	0.00	14,342.55	36366
PAP03	PAPE MACHINERY, INC	06/07/2024	Regular	0.00	155,617.20	36367
PLU01	Dave Bonetti	06/07/2024	Regular	0.00	4,870.00	36368
RAM01	RAMMCO	06/07/2024	Regular	0.00	206.75	36369
USA04	HD SUPPLY, INC	06/07/2024	Regular	0.00	254.13	36370
VEC01	Vectis DC LLC	06/07/2024	Regular	0.00	4,000.00	36371
VER02	Verizon Connect Fleet USA LLC	06/07/2024	Regular	0.00	284.25	36372
VES01	Vestis Group, Inc(f/k/a Aramark)	06/07/2024	Regular	0.00	91.00	36373
WAT01	WATER RESOURCES ECONOMICS	06/07/2024	Regular	0.00	11,028.75	36374
WES08	WESTERN HYDROLOGICS, LLP	06/07/2024	Regular	0.00	4,430.60	36375
ADT01	ADT SECURITY SERVICES	06/14/2024	Regular	0.00	378.93	36376
ATE01	A T.E.E.M. ELECTRICAL	06/14/2024	Regular	0.00	1,282.01	36377
CLS01	CLS LABS	06/14/2024	Regular	0.00	141.00	36378
ECO01	ECORP CONSULTING, INC.	06/14/2024	Regular	0.00	860.00	36379
EDC04	EDC ENVIRONMENTAL MGMT	06/14/2024	Regular	0.00	351.00	36380
FER02	FERGUSON ENTERPRISES INC	06/14/2024	Regular	0.00	9,363.49	36381
GOL04	GOLD MOUNTAIN CALIFORNIA NEWS MEDIA IN	06/14/2024	Regular	0.00	142.04	36382
ICM03	ICMA	06/14/2024	Regular	0.00	1,636.14	36383
IUO01	IUOE, LOCAL 39	06/14/2024	Regular	0.00	363.20	36384
IUO02	AFSCME District Council 57	06/14/2024	Regular	0.00	371.87	36385
KAI01	Kaiser Permanente	06/14/2024	Regular	0.00	119.00	36386
KAS01	KASL CONSULTING ENGINEERS	06/14/2024	Regular	0.00	2,286.36	36387
LSL01	LANCE, SOLL & LUNGHARD, LLP	06/14/2024	Regular	0.00	17,912.50	36388
NBS01	NBS	06/14/2024	Regular	0.00	93.84	36389
OCC01	OCCU-MED, LTD	06/14/2024	Regular	0.00	526.75	36390
PAC02	PACIFIC GAS & ELECTRIC	06/14/2024	Regular	0.00	4,588.93	36391
RAM01	RAMMCO	06/14/2024	Regular	0.00	206.75	36392
RYA01	RYAN PROCESS, INC	06/14/2024	Regular	0.00	2,935.39	36393
USB06	U.S. BANK EQUIPMENT FINANCE	06/14/2024	Regular	0.00	1,049.06	36394
USP01	U.S. Postal Service	06/14/2024	Regular	0.00	352.00	36395
ATT01	AT&T CORPORATION	06/21/2024	Regular	0.00	1,232.09	36399
ATT02	AT&T	06/21/2024	Regular	0.00	128.20	36400
BEN04	BENNETT ENGINEERING SERVICES	06/21/2024	Regular	0.00	17,172.38	36401
BLU01	ANTHEM BLUE CROSS	06/21/2024	Regular	0.00	784.75	36402
BLU06	BLUE SHIELD OF CALIFORNIA	06/21/2024	Regular	0.00	350.00	36403
NTU01	NTU TECHNOLOGIES, INC.	06/21/2024	Regular	0.00	8,460.74	36404
PAP03	PAPE MACHINERY, INC	06/21/2024	Regular	0.00	1,922.91	36405
RAM01	RAMMCO	06/21/2024	Regular	0.00	206.75	36406
RWA01	Regional Water Authority	06/21/2024	Regular	0.00	5,606.00	36407
SWR04	STATE WATER RESOURCES CON	06/21/2024	Regular	0.00	293,678.39	36408
UNI06	UNITEDHEALTHCARE INSURANCE	06/21/2024	Regular	0.00	782.40	36409
USA04	HD SUPPLY, INC	06/21/2024	Regular	0.00	300.60	36410
VES01	Vestis Group, Inc(f/k/a Aramark)	06/21/2024	Regular	0.00	91.00	36411
WAL02	WALKER'S OFFICE SUPPLY	06/21/2024	Regular	0.00	249.06	36412
WIL01	Wilkinson Portables Inc.	06/21/2024	Regular	0.00	314.66	36413
ACW01	ACWA/JPIA	06/28/2024	Regular	0.00	781.00	36414
AFL01	AMERICAN FAMILY LIFE INS	06/28/2024	Regular	0.00	1,124.96	36415
ALL01	ALLEN KRAUSE	06/28/2024	Regular	0.00	13.41	36416
CAR01	Cartegraph Systems LLC	06/28/2024	Regular	0.00	17,345.72	36417

Check Report

Date Range: 07/01/2023 - 06/30/2024

Vendor Number	Vendor Name	Payment Date	Payment Type	Discount Amount	Payment Amount	Number
CLS01	CLS LABS	06/28/2024	Regular	0.00	4,701.00	36418
CWS01	CORBIN WILLITS SYS. INC.	06/28/2024	Regular	0.00	608.28	36419
EDC01	EL DORADO COUNTY TRANSPORTATION DEPAR	06/28/2024	Regular	0.00	324.97	36420
GEO01	GEORGETOWN HARDWARE	06/28/2024	Regular	0.00	174.50	36421
ICM03	ICMA	06/28/2024	Regular	0.00	1,711.14	36422
IUO01	IUOE, LOCAL 39	06/28/2024	Regular	0.00	384.54	36423
IUO02	AFSCME District Council 57	06/28/2024	Regular	0.00	371.87	36424
KLE01	KLEZMER, JOHN	06/28/2024	Regular	0.00	245.25	36425
MAS01	MASTERS TELECOM, LLC	06/28/2024	Regular	0.00	15.80	36426
NBS01	NBS	06/28/2024	Regular	0.00	1,250.68	36427
OPE01	OpenGov, Inc.	06/28/2024	Regular	0.00	2,100.00	36428
PAC02	PACIFIC GAS & ELECTRIC	06/28/2024	Regular	0.00	46.98	36429
PAC02	PACIFIC GAS & ELECTRIC	06/28/2024	Regular	0.00	10.33	36430
PAC02	PACIFIC GAS & ELECTRIC	06/28/2024	Regular	0.00	175.73	36431
PAC02	PACIFIC GAS & ELECTRIC	06/28/2024	Regular	0.00	1,085.66	36432
PAC02	PACIFIC GAS & ELECTRIC	06/28/2024	Regular	0.00	37.72	36433
PAC02	PACIFIC GAS & ELECTRIC	06/28/2024	Regular	0.00	18.75	36434
PAC02	PACIFIC GAS & ELECTRIC	06/28/2024	Regular	0.00	332.45	36435
PAC02	PACIFIC GAS & ELECTRIC	06/28/2024	Regular	0.00	145.54	36436
PAC02	PACIFIC GAS & ELECTRIC	06/28/2024	Regular	0.00	12.82	36437
PAC02	PACIFIC GAS & ELECTRIC	06/28/2024	Regular	0.00	471.11	36438
PAC03	PACIFIC MATERIAL HANDLING SOLUTIONS INC	06/28/2024	Regular	0.00	431.07	36439
RAM01	RAMMCO	06/28/2024	Regular	0.00	206.75	36440
ROB01	DON ROBINSON	06/28/2024	Regular	0.00	1,744.56	36441
SIE10	SIERRA SAFETY	06/28/2024	Regular	0.00	564.60	36442
STI02	STILES, BRYAN	06/28/2024	Regular	0.00	252.04	36443
TEI01	A. TEICHERT & SON, INC	06/28/2024	Regular	0.00	820.87	36444
VER01	VERIZON WIRELESS	06/28/2024	Regular	0.00	1,686.90	36445
VER02	Verizon Connect Fleet USA LLC	06/28/2024	Regular	0.00	75.00	36446
VES01	Vestis Group, Inc(f/k/a Aramark)	06/28/2024	Regular	0.00	45.50	36447
WEX01	Wex Bank	06/28/2024	Regular	0.00	6,984.18	36448
IRO01	IronPlanet, Inc	02/01/2024	Bank Draft	0.00	9,465.00	584161-106476

Bank Code EDSB Summary

Payment Type	Payable Count	Payment Count	Discount	Payment
Regular Checks	2,182	1,387	0.00	5,084,889.35
Manual Checks	0	0	0.00	0.00
Voided Checks	0	40	0.00	-7,080.89
Bank Drafts	1	1	0.00	9,465.00
EFT's	0	0	0.00	0.00
	<b>2183</b>	<b>1428</b>	<b>0.00</b>	<b>5,087,273.46</b>

### All Bank Codes Check Summary

Payment Type	Payable Count	Payment Count	Discount	Payment
Regular Checks	2,182	1,387	0.00	5,084,889.35
Manual Checks	0	0	0.00	0.00
Voided Checks	0	40	0.00	-7,080.89
Bank Drafts	1	1	0.00	9,465.00
EFT's	0	0	0.00	0.00
	<b>2183</b>	<b>1428</b>	<b>0.00</b>	<b>5,087,273.46</b>

### Fund Summary

Fund	Name	Period	Amount
999	Pooled Cash Fund	7/2023	375,652.06
999	Pooled Cash Fund	8/2023	317,060.21
999	Pooled Cash Fund	9/2023	181,226.73
999	Pooled Cash Fund	10/2023	471,949.32
999	Pooled Cash Fund	11/2023	460,156.38
999	Pooled Cash Fund	12/2023	643,542.83
999	Pooled Cash Fund	1/2024	368,932.63
999	Pooled Cash Fund	2/2024	229,004.75
999	Pooled Cash Fund	3/2024	331,838.62
999	Pooled Cash Fund	4/2024	491,085.02
999	Pooled Cash Fund	5/2024	511,817.89
999	Pooled Cash Fund	6/2024	705,007.02
			<b>5,087,273.46</b>





# Pooled Cash Report

Georgetown Divide PUD  
For the Period Ending 6/30/2024

ACCOUNT #	ACCOUNT NAME	BEGINNING BALANCE	CURRENT ACTIVITY	CURRENT BALANCE	
<b>CLAIM ON CASH</b>					
<a href="#">100-0000-10999</a>	Water Fund	915,384.95	(341,579.18)	573,805.77	
<a href="#">101-0000-10999</a>	Retiree Health	336,582.04	(2,604.19)	333,977.85	
<a href="#">102-0000-10999</a>	SMUD Fund	936,332.92	0.00	936,332.92	
<a href="#">103-0000-10999</a>	Hydroelectric	984,806.28	1,924.34	986,730.62	
<a href="#">110-0000-10999</a>	Capital Replacement	(31,171.29)	0.00	(31,171.29)	
<a href="#">111-0000-10999</a>	Capital Reserve	2,169,990.41	(28,017.87)	2,141,972.54	
<a href="#">112-0000-10999</a>	SWTP Supplemental Charge (Restricted)	1,139,003.33	(269,492.61)	869,510.72	
<a href="#">113-0000-10999</a>	Caby Grant Fund (Restricted)	(39,066.57)	0.00	(39,066.57)	
<a href="#">114-0000-10999</a>	EPA Grant Sweet water Plant (Restricted)	(90,530.11)	0.00	(90,530.11)	
<a href="#">120-0000-10999</a>	State Revolving Fund (Restricted)	1,051,314.95	(230.09)	1,051,084.86	
<a href="#">121-0000-10999</a>	Stumpy Meadows Emergency Reserve Fund	1,096,989.72	0.00	1,096,989.72	
<a href="#">200-0000-10999</a>	Zone Fund	574,993.18	(12,424.26)	562,568.92	
<a href="#">210-0000-10999</a>	CDS Reserve Fund (Restricted)	167,245.17	0.00	167,245.17	
<a href="#">211-0000-10999</a>	CDS M & O Fund (Restricted)	42,041.15	0.00	42,041.15	
<a href="#">400-0000-10999</a>	Capital Facility Charge Fund (Restricted)	531,566.29	0.00	531,566.29	
<a href="#">401-0000-10999</a>	Water Development Fund (Restricted)	421,586.53	0.00	421,586.53	
<a href="#">500-0000-10999</a>	Stewart Mine Fund (Restricted)	42,217.96	(469.81)	41,748.15	
<a href="#">501-0000-10999</a>	Garden Valley Fund (Restricted)	77,124.30	0.00	77,124.30	
<a href="#">502-0000-10999</a>	Kelsey North Fund (Restricted)	132,072.26	(874.71)	131,197.55	
<b>TOTAL CLAIM ON CASH</b>		<u>10,458,483.47</u>	<u>(653,768.38)</u>	<u>9,804,715.09</u>	
<b>CASH IN BANK</b>					
<b>Cash in Bank</b>					
<a href="#">999-0000-10100</a>	EDSB - Disbursements	36,504.63	7.73	36,512.36	
<a href="#">999-0000-10101</a>	EDSB - Receipts	532,254.72	(250,396.52)	281,858.20	
<a href="#">999-0000-10106</a>	CA CLASS IVESTMENT POOL	2,068,086.16	(441,312.59)	1,626,773.57	
<a href="#">999-0000-10108</a>	INVESTMENT SECURITIES	7,557,221.19	268,279.75	7,825,500.94	
<a href="#">999-0000-10109</a>	US BANK SAFEKEEPING	235,160.59	(230,346.75)	4,813.84	
<a href="#">999-0000-10110</a>	LAIF	29,256.18	0.00	29,256.18	
<b>TOTAL: Cash in Bank</b>		<u>10,458,483.47</u>	<u>(653,768.38)</u>	<u>9,804,715.09</u>	
<b>TOTAL CASH IN BANK</b>		<u>10,458,483.47</u>	<u>(653,768.38)</u>	<u>9,804,715.09</u>	
<b>DUE TO OTHER FUNDS</b>					
<a href="#">999-0000-23100</a>	Due To Fund	10,458,483.47	(653,768.38)	9,804,715.09	
<b>TOTAL DUE TO OTHER FUNDS</b>		<u>10,458,483.47</u>	<u>(653,768.38)</u>	<u>9,804,715.09</u>	
<b>Claim on Cash</b>	9,804,715.09	<b>Claim on Cash</b>	9,804,715.09	<b>Cash in Bank</b>	9,804,715.09
<b>Cash in Bank</b>	9,804,715.09	<b>Due To Other Funds</b>	9,804,715.09	<b>Due To Other Funds</b>	9,804,715.09
<b>Difference</b>	<u>0.00</u>	<b>Difference</b>	<u>0.00</u>	<b>Difference</b>	<u>0.00</u>

ACCOUNT #	ACCOUNT NAME	BEGINNING BALANCE	CURRENT ACTIVITY	CURRENT BALANCE	
<b>ACCOUNTS PAYABLE PENDING</b>					
<a href="#">100-0000-20102</a>	Accounts Payable Pending	0.00	127,417.69	127,417.69	
<a href="#">111-0000-20102</a>	Accounts Payable Pending	0.00	105,396.56	105,396.56	
<a href="#">200-0000-20102</a>	Accounts Payable Pending	0.00	1,472.42	1,472.42	
<b>TOTAL ACCOUNTS PAYABLE PENDING</b>		<u>0.00</u>	<u>234,286.67</u>	<u>234,286.67</u>	
<b>DUE FROM OTHER FUNDS</b>					
<a href="#">999-0000-13100</a>	Due From Fund 100	0.00	(125,223.13)	(125,223.13)	
<a href="#">999-0000-13111</a>	Due From Fund 111	0.00	(105,396.56)	(105,396.56)	
<a href="#">999-0000-13200</a>	Due From Fund 200	0.00	(1,472.42)	(1,472.42)	
<b>TOTAL DUE FROM OTHER FUNDS</b>		<u>0.00</u>	<u>(232,092.11)</u>	<u>(232,092.11)</u>	
<b>ACCOUNTS PAYABLE</b>					
<a href="#">999-0000-20102</a>	Accounts Payable	0.00	232,092.11	232,092.11	
<b>TOTAL ACCOUNTS PAYABLE</b>		<u>0.00</u>	<u>232,092.11</u>	<u>232,092.11</u>	
<b>AP Pending</b>	234,286.67	<b>AP Pending</b>	234,286.67	<b>Due From Other Funds</b>	232,092.11
<b>Due From Other Funds</b>	232,092.11	<b>Accounts Payable</b>	232,092.11	<b>Accounts Payable</b>	232,092.11
<b>Difference</b>	<u>2,194.56</u>	<b>Difference</b>	<u>2,194.56</u>	<b>Difference</b>	<u>0.00</u>



Georgetown Divide PUD

# Purchase Order Summary Report

## Purchase Order Detail

Issued Date Range 07/01/2023 - 06/30/2024

<b>PO Number</b>	<b>Description</b> <b>Vendor</b>	<b>Status</b> <b>Ship To</b>	<b>Issue Date</b> <b>Delivery Date</b>	<b>Trade Discount</b>	<b>Total</b>
PO-2118507	Husky locking tool chest HOM01 - HOME DEPOT CREDIT SERVICE	Completed Office	7/5/2023 7/19/2023	0.00	416.11
PO-2118508	2023/2024 Open P.O. TEI01 - A. TEICHERT & SON, INC	Completed Office	7/10/2023 7/24/2023	0.00	10,750.00
PO-2118509	2023/2024 Open P.O. ALL01 - ALLEN KRAUSE	Completed Office	7/10/2023 7/24/2023	0.00	16,000.00
PO-2118510	2023/2024 Open P.O. AND01 - ANDERSON'S SIERRA PIPE CO	Completed Office	7/10/2023 7/24/2023	0.00	2,000.00
PO-2118511	2023/2024 Open P.O. BEA01 - BUTTE EQUIPMENT RENTALS	Completed Office	7/10/2023 7/24/2023	0.00	6,500.00
PO-2118512	2023/2024 Open P.O. DIV05 - PLACERVILLE AUTO PARTS, INC.	Completed Office	7/10/2023 7/24/2023	0.00	4,750.00
PO-2118513	2023/2024 Open P.O. GEO04 - DIVIDE SUPPLY ACE HARDWARE	Completed Office	7/10/2023 7/24/2023	0.00	11,821.88
PO-2118514	2023/2024 Open P.O. ROB01 - DON ROBINSON	Completed Office	7/10/2023 7/24/2023	0.00	6,000.00
PO-2118515	2023/2024 Open P.O. GAR02 - GARDEN VALLEY FEED & HDW.	Completed Office	7/10/2023 7/24/2023	0.00	3,000.00
PO-2118516	2023/2024 Open P.O. GEO01 - GEORGETOWN HARDWARE	Completed Office	7/10/2023 7/24/2023	0.00	4,340.63
PO-2118517	2023/2024 Open P.O. HOM01 - HOME DEPOT CREDIT SERVICE	Completed Office	7/10/2023 7/24/2023	0.00	5,250.00
PO-2118518	2023/2024 Open P.O. RIE01 - RIEBES AUTO PARTS,LLC	Completed Office	7/11/2023 7/25/2023	0.00	2,000.00
PO-2118519	2023/2024 Open P.O. DEL01 - DEL PASO PIPE & STEELE	Completed Office	7/11/2023 7/25/2023	0.00	7,322.50
PO-2118520	2023/2024 Open P.O. SIE10 - SIERRA SAFETY	Completed Office	7/11/2023 7/25/2023	0.00	5,350.00
PO-2118521	2023/2024 Open P.O. USA04 - HD SUPPLY, INC	Completed Office	7/11/2023 7/25/2023	0.00	11,687.66
PO-2118522	2023/2024 Open P.O. HAR03 - HARRIS INDUSTRIAL GASES	Completed Office	7/11/2023 7/25/2023	0.00	1,850.00
PO-2118523	2023/2024 Open P.O. DIA01 - DIAMOND PACIFIC - AUBURN	Completed Office	7/11/2023 7/25/2023	0.00	1,250.00
PO-2118524	2023/2024 Open P.O. CAP04 - CAPITAL RUBBER CO. LTD.	Completed Office	7/11/2023 7/25/2023	0.00	2,893.50

## Purchase Order Summary Report

Issued Date Range 07/01/2023 - 06/30/2024

PO Number	Description Vendor	Status Ship To	Issue Date Delivery Date	Trade Discount	Total
PO-2118525	Asphalt Blades USB05 - U.S. BANK CORPORATE PAYMENT SYSTEMS	Completed Office	7/6/2023 7/20/2023	0.00	1,160.44
PO-2118526	Unit #11 Tires TIR01 - TIREHUB, LLC	Completed Office	7/17/2023 7/31/2023	0.00	1,422.07
PO-2118527	Boardroom Camera ADT01 - ADT SECURITY SERVICES	Completed Office	7/17/2023 7/31/2023	0.00	1,099.09
PO-2118528	2023-24 Open PO for Walkers Office WAL02 - WALKER'S OFFICE SUPPLY	Completed Office	7/19/2023 8/2/2023	0.00	8,290.00
PO-2118529	Angel Camp Pump Station Starter Replacement NIC01 - Jeremy M Nichols	Completed Office	7/24/2023 8/7/2023	0.00	1,598.45
PO-2118530	Pump #3 - Walton Lake VFD Replacement EMC01 - MESA ENERGY SYSTEMS, INC	Completed Walton Treatment Plant	7/24/2023 8/7/2023	0.00	8,438.00
PO-2118531	Distribution Truck Rental HER01 - Herc Rentals Inc	Completed Office	7/31/2023 8/14/2023	0.00	3,064.49
PO-2118532	EA Laptop USB05 - U.S. BANK CORPORATE PAYMENT SYSTEMS	Completed Office	7/25/2023 8/8/2023	0.00	589.86
PO-2118533	Computer Screens for Alexis Office USB05 - U.S. BANK CORPORATE PAYMENT SYSTEMS	Completed Office	7/25/2023 8/8/2023	0.00	321.73
PO-2118534	New computer and screens for Dist-Kyle office USB05 - U.S. BANK CORPORATE PAYMENT SYSTEMS	Completed Office	7/25/2023 8/8/2023	0.00	2,069.89
PO-2118535	Tires for Truck 14 TIR01 - TIREHUB, LLC	Completed Office	7/24/2023 8/7/2023	0.00	1,304.16
PO-2118537	Walton Lak Bathometric Survey UNI01 - UNICO ENGINEERING, INC.	Completed Office	8/4/2023 8/18/2023	0.00	8,706.09
PO-2118538	Chimney Flat Asbestos Pipe Removal VEE01 - DOUG VEERKAMP GENERAL ENGINEERING, INC	Completed Office	8/14/2023 8/28/2023	0.00	1,516.00
PO-2118539	CDSA annual fall conference USB05 - U.S. BANK CORPORATE PAYMENT SYSTEMS	Completed Office	8/1/2023 8/15/2023	0.00	675.00
PO-2118540	Owl Labs audio/video BOD room USB05 - U.S. BANK CORPORATE PAYMENT SYSTEMS	Completed Office	7/13/2023 7/27/2023	0.00	953.45
PO-2118541	California Special District Association USB05 - U.S. BANK CORPORATE PAYMENT SYSTEMS	Completed Office	7/12/2023 7/26/2023	0.00	875.00
PO-2118542	Dechlorination Tabs FER02 - FERGUSON ENTERPRISES INC	Completed Office	8/21/2023 9/4/2023	0.00	364.65
PO-2118543	Drinking fountain/bottle filler for SWTP USB05 - U.S. BANK CORPORATE PAYMENT SYSTEMS	Completed Sweetwater Treatment Plant	8/9/2023 8/23/2023	0.00	1,068.16
PO-2118544	Hydrant Lock MCG01 - MCGARD LLC	Completed Office	8/21/2023 9/4/2023	0.00	629.07
PO-2118545	Office chairs for SWTP USB05 - U.S. BANK CORPORATE PAYMENT SYSTEMS	Completed Sweetwater Treatment Plant	8/23/2023 9/6/2023	0.00	428.98

**Purchase Order Summary Report**

**Issued Date Range 07/01/2023 - 06/30/2024**

<b>PO Number</b>	<b>Description Vendor</b>	<b>Status Ship To</b>	<b>Issue Date Delivery Date</b>	<b>Trade Discount</b>	<b>Total</b>
PO-2118546	Pump Rebuild Kits for STP USB05 - U.S. BANK CORPORATE PAYMENT SYSTEMS	Completed Sweetwater Treatment Plant	8/28/2023 9/11/2023	0.00	611.33
PO-2118547	Cart for SWTP USB05 - U.S. BANK CORPORATE PAYMENT SYSTEMS	Completed Sweetwater Treatment Plant	8/31/2023 9/14/2023	0.00	122.78
PO-2118548	Bentonite Chip for Canal Leaks CON01 - CONTINENTAL SUPPLY COMPANY	Completed Office	9/1/2023 9/15/2023	0.00	582.75
PO-2118549	Pull Cable FER02 - FERGUSON ENTERPRISES INC	Completed Office	9/7/2023 9/21/2023	0.00	342.28
PO-2118550	ACWA Fall Conf Hotel accomodations - GM USB05 - U.S. BANK CORPORATE PAYMENT SYSTEMS	Completed Office	8/24/2023 9/7/2023	0.00	2,541.41
PO-2118551	ACWA Fall Conference - Saunders USB05 - U.S. BANK CORPORATE PAYMENT SYSTEMS	Completed Office	8/24/2023 9/7/2023	0.00	3,356.41
PO-2118552	Unit #10 - Tires TIRO1 - TIREHUB, LLC	Completed Office	9/12/2023 9/26/2023	0.00	1,379.15
PO-2118553	Utility Truck Purchase CRO01 - CROWN MOTORS LLC	Completed Office	9/14/2023 9/28/2023	0.00	90,858.16
PO-2118554	Station 16 pump re-build RMR01 - W. Rosenau Motor Rewinding Inc	Completed Sweetwater Treatment Plant	9/13/2023 9/27/2023	0.00	5,072.50
PO-2118555	Emergency Pipe LAN01 - LANE ENTERPRISES HOLDINGS, INC	Completed Office	9/13/2023 9/27/2023	0.00	16,122.75
PO-2118556	Safety Equipment SIE10 - SIERRA SAFETY	Completed Office	9/18/2023 10/2/2023	0.00	2,142.00
PO-2118557	Road Base BST01 - BST Services Inc	Completed Office	9/18/2023 10/2/2023	0.00	782.93
PO-2118558	Marriott Hotel - Monterey CA CSDA Conference USB05 - U.S. BANK CORPORATE PAYMENT SYSTEMS	Completed Office	9/18/2023 10/2/2023	0.00	622.46
PO-2118559	CSDA Conference Lodging - MM BOD USB05 - U.S. BANK CORPORATE PAYMENT SYSTEMS	Completed Office	9/18/2023 10/2/2023	0.00	1,152.69
PO-2118560	ACWA Fall Conference Registration - GM USB05 - U.S. BANK CORPORATE PAYMENT SYSTEMS	Completed Office	9/18/2023 10/2/2023	0.00	815.00
PO-2118561	Storge Shed Concrete GEO05 - GEORGETOWN PRE-CAST, INC.	Completed Office	9/20/2023 10/4/2023	0.00	1,866.00
PO-2118562	2023/2024 Open P.O. GRA01 - GRAINGER, INC.	Completed Office	9/20/2023 10/4/2023	0.00	1,500.00
PO-2118563	Equipment Rental HER01 - Herc Rentals Inc	Completed Office	10/1/2023 10/3/2023	0.00	23,659.75
PO-2118564	Rental Equipment HOL03 - HOLT OF CALIFORNIA	Completed Office	10/1/2023 10/3/2023	0.00	6,768.91
PO-2118565	Distribution Supplies FER02 - FERGUSON ENTERPRISES INC	Completed Office	9/12/2023 9/26/2023	0.00	24,913.77

**Purchase Order Summary Report**

**Issued Date Range 07/01/2023 - 06/30/2024**

<b>PO Number</b>	<b>Description Vendor</b>	<b>Status Ship To</b>	<b>Issue Date Delivery Date</b>	<b>Trade Discount</b>	<b>Total</b>
PO-2118566	ACWA Fall Conference - MM ACW02 - ACWA	Completed Office	9/26/2023 10/10/2023	0.00	815.00
PO-2118567	Spillway repair concrete kits ABA01 - ABATRON, INC	Completed Office	9/27/2023 10/11/2023	0.00	1,197.43
PO-2118568	Boardroom Camera ADT02 - THE ADT SECURITY CORPORATION	Completed Office	9/28/2023 10/12/2023	0.00	1,178.77
PO-2118569	WTPO II Recruitment GOL04 - GOLD MOUNTAIN CALIFORNIA NEWS MEDIA II	Voided Office	9/29/2023 10/13/2023	0.00	525.28
PO-2118570	Unit #17 Maintenance MIC01 - MICAH ABRAHAM CORDERO	Completed Office	9/29/2023 10/13/2023	0.00	875.00
PO-2118571	Road Repair Gabions REE01 - Reed & Graham Inc	Completed Office	10/2/2023 10/16/2023	0.00	2,323.25
PO-2118572	#2 Backing - WO #32 BST01 - BST Services Inc	Completed Office	9/29/2023 10/13/2023	0.00	1,474.69
PO-2118573	ACWA Fall Conference Registration - A.Brown ACW02 - ACWA	Completed Office	10/3/2023 10/17/2023	0.00	815.00
PO-2118574	ACWA Conference Lodging A.Brown USB05 - U.S. BANK CORPORATE PAYMENT SYSTEMS	Completed Office	10/3/2023 10/17/2023	0.00	1,450.28
PO-2118575	Straw Bales REE01 - Reed & Graham Inc	Completed Office	10/5/2023 10/19/2023	0.00	4,134.00
PO-2118576	Govenment Tax Seminar, LLC GOV02 - GOVERNMENT TAX SEMINARS, LLC	Completed Office	10/11/2023 10/25/2023	0.00	1,150.00
PO-2118577	Skip Loader for Road/Gravel Work HER01 - Herc Rentals Inc	Completed Office	10/12/2023 10/26/2023	0.00	6,014.69
PO-2118578	Corrugated Pipe LAN01 - LANE ENTERPRISES HOLDINGS, INC	Completed Office	10/12/2023 10/26/2023	0.00	11,687.96
PO-2118579	Used Class 5 - Utility Dump RON01 - RON DUPRATT FORD INC	Completed Office	10/12/2023 10/26/2023	0.00	80,045.77
PO-2118580	PO for Upper Canal Rock - PSA BST01 - BST Services Inc	Completed Office	10/13/2023 10/27/2023	0.00	50,000.00
PO-2118581	Unit #30 Tires TIR01 - TIREHUB, LLC	Completed Office	10/17/2023 10/31/2023	0.00	553.41
PO-2118582	Unit #11 Repair AUB03 - D.O. NERONDE, INC	Completed Office	10/19/2023 11/2/2023	0.00	2,502.20
PO-2118583	Pipe Job Excavator HER01 - Herc Rentals Inc	Completed Office	10/12/2023 10/26/2023	0.00	6,493.88
PO-2118584	Unit #10 Front End Repair MCD01 - McDaniel's Auto Repair, INC.	Completed Office	10/23/2023 11/6/2023	0.00	1,925.54
PO-2118585	2023/2024 Open P.O. BST01 - BST Services Inc	Completed Office	10/24/2023 11/7/2023	0.00	14,478.75

**Purchase Order Summary Report**

**Issued Date Range 07/01/2023 - 06/30/2024**

<b>PO Number</b>	<b>Description Vendor</b>	<b>Status Ship To</b>	<b>Issue Date Delivery Date</b>	<b>Trade Discount</b>	<b>Total</b>
PO-2118586	PO for Upper Canal Rock BST01 - BST Services Inc	Completed Office	10/24/2023 11/7/2023	0.00	50,000.00
PO-2118587	Unit #36 Safety Lights SIE10 - SIERRA SAFETY	Completed Office	10/26/2023 11/9/2023	0.00	976.55
PO-2118588	Yard Waste Removal USB05 - U.S. BANK CORPORATE PAYMENT SYSTEMS	Completed Office	11/1/2023 11/15/2023	0.00	4,500.00
PO-2118589	Infrastructure Survey Drone ENT01 - ENTERPRISE UAS, LLC	Completed Office	10/27/2023 11/10/2023	0.00	6,153.39
PO-2118590	Water Meters FER02 - FERGUSON ENTERPRISES INC	Completed Office	11/2/2023 11/16/2023	0.00	11,592.29
PO-2118591	Office Generator Repair HOL03 - HOLT OF CALIFORNIA	Completed Office	11/6/2023 11/20/2023	0.00	2,525.93
PO-2118592	Unit #35 Repair GOL07 - GOLD RUSH CHEVROLET	Completed Office	11/6/2023 11/20/2023	0.00	1,623.95
PO-2118593	Construction Meter Casing FER02 - FERGUSON ENTERPRISES INC	Completed Office	11/14/2023 11/28/2023	0.00	682.24
PO-2118594	Unit #33 Repair THO03 - THOMPSON AUTO & TRUCK	Completed Office	11/17/2023 12/1/2023	0.00	1,696.20
PO-2118595	WTPOII AD GOL04 - GOLD MOUNTAIN CALIFORNIA NEWS MEDIA II	Voided Office	11/17/2023 12/1/2023	0.00	641.52
PO-2118596	D6 Dozer - Erosion Control and Pipe Installation HOL03 - HOLT OF CALIFORNIA	Completed Office	11/17/2023 12/1/2023	0.00	7,906.94
PO-2118597	John Deere 1000hr Service PAP03 - PAPE MACHINERY, INC	Completed Office	11/14/2023 11/28/2023	0.00	4,520.59
PO-2118598	Concrete head wall for pipeline GEO05 - GEORGETOWN PRE-CAST, INC.	Completed Office	12/7/2023 12/21/2023	0.00	1,930.50
PO-2118599	Unit #34 Repairs THO03 - THOMPSON AUTO & TRUCK	Completed Walton Treatment Plant	12/13/2023 12/27/2023	0.00	2,236.34
PO-2118600	3032E Tractor Maintenance PAP03 - PAPE MACHINERY, INC	Completed Office	12/11/2023 12/25/2023	0.00	3,262.87
PO-2118601	Marriott Hotel USB05 - U.S. BANK CORPORATE PAYMENT SYSTEMS	Completed Office	12/15/2023 12/29/2023	0.00	954.68
PO-2118602	Southwest Airlines USB05 - U.S. BANK CORPORATE PAYMENT SYSTEMS	Completed Office	12/15/2023 12/29/2023	0.00	514.96
PO-2118603	Embassy Suites USB05 - U.S. BANK CORPORATE PAYMENT SYSTEMS	Completed Office	12/15/2023 12/29/2023	0.00	683.31
PO-2118604	Adjustable work table for Walton TP HOM01 - HOME DEPOT CREDIT SERVICE	Voided Walton Treatment Plant	12/13/2023 12/27/2023	0.00	287.43
PO-2118605	WTP Asset Tags USB05 - U.S. BANK CORPORATE PAYMENT SYSTEMS	Completed Walton Treatment Plant	12/19/2023 1/2/2024	0.00	531.96

**Purchase Order Summary Report**

**Issued Date Range 07/01/2023 - 06/30/2024**

<b>PO Number</b>	<b>Description Vendor</b>	<b>Status Ship To</b>	<b>Issue Date Delivery Date</b>	<b>Trade Discount</b>	<b>Total</b>
PO-2118606	PO for Upper Canal Rock BST01 - BST Services Inc	Completed Office	12/13/2023 12/27/2023	0.00	49,165.00
PO-2118607	Locks HER02 - HERCULES INDUSTRIES, INC.	Completed Office	12/28/2023 1/11/2024	0.00	617.33
PO-2118608	Unit #17 Hub/Brake Repair MIC01 - MICAH ABRAHAM CORDERO	Completed Office	1/10/2024 1/24/2024	0.00	3,083.45
PO-2118609	Tires for unit 34 TIR01 - TIREHUB, LLC	Completed Office	1/11/2024 1/25/2024	0.00	553.41
PO-2118610	Truck Fuel System Repair THO03 - THOMPSON AUTO & TRUCK	Completed Office	1/17/2024 1/31/2024	0.00	2,759.14
PO-2118611	Distribution Supplies FER02 - FERGUSON ENTERPRISES INC	Completed Office	1/22/2024 2/5/2024	0.00	10,391.79
PO-2118612	SWTP BWW Ditch Pump FER02 - FERGUSON ENTERPRISES INC	Completed Office	1/23/2024 2/6/2024	0.00	5,139.37
PO-2118613	Rental 5 to 6 yd dump HER01 - Herc Rentals Inc	Completed Office	1/26/2024 2/9/2024	0.00	9,369.58
PO-2118614	Irrigation Supply Shed Rehabilitation DIA01 - DIAMOND PACIFIC - AUBURN	Completed Office	1/26/2024 2/9/2024	0.00	1,544.23
PO-2118615	CDS Emergency Hydro-Jetting MH-10 KLA03 - Trent Klasna	Completed Office	1/29/2024 2/12/2024	0.00	643.50
PO-2118616	High Lift Sump Overflow Grate FER02 - FERGUSON ENTERPRISES INC	Completed Office	1/31/2024 2/14/2024	0.00	920.39
PO-2118617	2003 Twamco 15 ton 25ftTilt Deck Trailer IRO01 - IronPlanet, Inc	Completed Office	2/1/2024 2/15/2024	0.00	9,465.00
PO-2118618	Upper Yard Tree Removal DAV01 - Dave's Tree Work & Forest Management, Inc	Completed Office	1/30/2024 2/13/2024	0.00	1,600.00
PO-2118619	Hydro flushing KLA03 - Trent Klasna	Completed Office	2/1/2024 2/15/2024	0.00	1,200.00
PO-2118620	Annual John Deere 210L Service PAP03 - PAPE MACHINERY, INC	Completed Office	2/6/2024 2/20/2024	0.00	1,814.00
PO-2118621	Main Building HVAC Replacement COU01 - Country Air Conditioning, Inc	Completed Office	2/7/2024 2/21/2024	0.00	7,950.00
PO-2118622	Water rights WES08 - WESTERN HYDROLOGICS, LLP	Completed Office	2/7/2024 2/21/2024	0.00	8,188.60
PO-2118623	CalFire - Compact Excavator w/mulching head VOL01 - Saba Holding Co, LLC	Completed Office	2/8/2024 2/22/2024	0.00	157,261.34
PO-2118624	CalFire - Compact Tracked Loader w/mulching head PAP03 - PAPE MACHINERY, INC	Completed Office	2/8/2024 2/22/2024	0.00	155,617.20
PO-2118625	Unit #2 Maintenance FOL01 - Folsom Lake Ford, Inc.	Completed Office	2/14/2024 2/28/2024	0.00	4,050.79



**Purchase Order Summary Report**

**Issued Date Range 07/01/2023 - 06/30/2024**

<b>PO Number</b>	<b>Description Vendor</b>	<b>Status Ship To</b>	<b>Issue Date Delivery Date</b>	<b>Trade Discount</b>	<b>Total</b>
PO-2118626	Prominent Chemical Injection Pump Rebuild Kits UFT01 - United Flow Technologies HoldCo, LLC	Voided Office	2/15/2024 2/29/2024	0.00	1,051.05
PO-2118627	Microsoft Online Services USB05 - U.S. BANK CORPORATE PAYMENT SYSTEMS	Completed Office	2/15/2024 2/29/2024	0.00	725.53
PO-2118628	Rental Dump HER01 - Herc Rentals Inc	Completed Office	2/15/2024 2/29/2024	0.00	858.00
PO-2118629	Replacement pH sensors for Walton Lake T.P. HAC01 - Hach Company	Completed Office	2/20/2024 3/5/2024	0.00	3,207.42
PO-2118630	Unit #11 Tools FER02 - FERGUSON ENTERPRISES INC	Completed Office	2/23/2024 3/8/2024	0.00	857.99
PO-2118631	Parts for SWTP BWW Tank Drain pump Replacement FER02 - FERGUSON ENTERPRISES INC	Completed Office	2/23/2024 3/8/2024	0.00	734.28
PO-2118632	Sandbags for raw water SAC03 - SACRAMENTO BAG MFG. CO.	Completed Office	2/26/2024 3/11/2024	0.00	1,823.25
PO-2118633	Chemical Pump Parts Kit TWA01 - TW Associates LLC	Completed Office	2/29/2024 3/14/2024	0.00	1,093.67
PO-2118634	Hazardous Tree Removal - SDD Ditch DAV01 - Dave's Tree Work & Forest Management, Inc	Completed Office	2/29/2024 3/14/2024	0.00	2,800.00
PO-2118635	MPower POLI 4 Gas Meter ENV01 - ENVIRO TECH SERVICES COMPANY, INC.	Completed Office	3/5/2024 3/19/2024	0.00	3,887.39
PO-2118636	Installation Supplies for Master Meter Install FER02 - FERGUSON ENTERPRISES INC	Completed Office	3/5/2024 3/19/2024	0.00	18,180.83
PO-2118637	February Gaging WES08 - WESTERN HYDROLOGICS, LLP	Completed Office	3/6/2024 3/20/2024	0.00	4,610.60
PO-2118638	Hydro flush Man Hole 10 Clog KLA03 - Trent Klasna	Completed Office	3/6/2024 3/20/2024	0.00	643.50
PO-2118639	Sewer Line Replacement Clog at Man Hole 10 CRO03 - Robin Crowton	Completed Office	3/7/2024 3/21/2024	0.00	8,580.00
PO-2118640	Laser printer and ink for GM office USB05 - U.S. BANK CORPORATE PAYMENT SYSTEMS	Completed Office	3/7/2024 3/21/2024	0.00	653.13
PO-2118641	Equipment Storage Shed MUR01 - MURRAY SHEDS INC	Completed Office	3/5/2024 3/19/2024	0.00	12,573.99
PO-2118642	Office Fence Repair KAL01 - Kirk Lovejoy	Completed Office	3/5/2024 3/19/2024	0.00	9,900.00
PO-2118643	Inspection of Buckeye Raw Water Valve B&K01 - B&K VALVES & EQUIPMENT, INC	Completed Office	3/7/2024 3/21/2024	0.00	4,200.00
PO-2118644	distribution meters FER02 - FERGUSON ENTERPRISES INC	Outstanding Office	3/12/2024 3/26/2024	0.00	5,114.11
PO-2118645	CSDA 2024 GM Leadership Summit CSD00 - CALIFORNIA SPECIAL DISTRICT ASSOCIATION	Completed Office	3/12/2024 3/26/2024	0.00	775.00

**Purchase Order Summary Report**

**Issued Date Range 07/01/2023 - 06/30/2024**

<b>PO Number</b>	<b>Description Vendor</b>	<b>Status Ship To</b>	<b>Issue Date Delivery Date</b>	<b>Trade Discount</b>	<b>Total</b>
PO-2118646	Ditch Witch Tires TIR01 - TIREHUB, LLC	Completed Office	3/19/2024 4/2/2024	0.00	520.46
PO-2118647	Distribution Operator Recruitment GOL04 - GOLD MOUNTAIN CALIFORNIA NEWS MEDIA II	Completed Office	4/8/2024 4/22/2024	0.00	568.16
PO-2118648	Maintenance Worker I Recruitment GOL04 - GOLD MOUNTAIN CALIFORNIA NEWS MEDIA II	Completed Office	3/25/2024 4/8/2024	0.00	536.00
PO-2118649	Fisher TW6 locator split boxes USA04 - HD SUPPLY, INC	Completed Office	4/11/2024 4/25/2024	0.00	2,026.16
PO-2118650	Distribution Parts FER02 - FERGUSON ENTERPRISES INC	Completed Office	4/11/2024 4/25/2024	0.00	704.90
PO-2118651	weboost antenna for J.Smith USB05 - U.S. BANK CORPORATE PAYMENT SYSTEMS	Completed Office	4/5/2024 4/19/2024	0.00	589.86
PO-2118652	Irrigation post card IFS01 - Infosend, Inc.	Voided Office	4/19/2024 5/3/2024	0.00	893.04
PO-2118653	rent stump grinder RIV02 - RIVER CITY RENTALS	Completed Office	4/25/2024 5/9/2024	0.00	325.00
PO-2118654	Station 16 Sump Pump Rebuilt 15 HP RMR01 - W. Rosenau Motor Rewinding Inc	Completed Office	4/29/2024 5/13/2024	0.00	4,179.75
PO-2118655	Forklift Service Contract PAC03 - PACIFIC MATERIAL HANDLING SOLUTIONS INC	Completed Sweetwater Treatment Plant	4/29/2024 5/13/2024	0.00	350.00
PO-2118656	10-Wheel Dump Truck DTI01 - Douglas Truck & Equipment, LLC	Completed Office	4/30/2024 5/14/2024	0.00	122,749.00
PO-2118657	Electrical wiring EMC01 - MESA ENERGY SYSTEMS, INC	Completed Sweetwater Treatment Plant	5/1/2024 5/15/2024	0.00	533.36
PO-2118658	FX30 #080 Vac Trailer Annual Maintenance DIT01 - DITCH WITCH EQUIPMENT COMPANY	Completed Office	5/2/2024 5/16/2024	0.00	2,481.12
PO-2118659	Irrigation Flo-Trol Valves FER02 - FERGUSON ENTERPRISES INC	Completed Office	5/2/2024 5/16/2024	0.00	403.80
PO-2118660	CalFire Grant Equipment - 5GA22200 ALL01 - ALLEN KRAUSE	Completed Office	5/7/2024 5/21/2024	0.00	5,113.35
PO-2118661	Tree Removal DAV01 - Dave's Tree Work & Forest Management, Inc	Completed Office	5/8/2024 5/22/2024	0.00	1,850.00
PO-2118662	Recruitment - Job Posting MOU02 - MOUNTAIN DEMOCRAT	Completed Office	5/13/2024 5/27/2024	0.00	560.00
PO-2118663	Power Tools for Irrigation FER02 - FERGUSON ENTERPRISES INC	Completed Office	5/10/2024 5/24/2024	0.00	1,435.00
PO-2118664	Sludge Judge II & Extra Valve Tip USA04 - HD SUPPLY, INC	Completed Sweetwater Treatment Plant	5/14/2024 5/28/2024	0.00	350.60
PO-2118665	Truck Inspection USB05 - U.S. BANK CORPORATE PAYMENT SYSTEMS	Completed Office	5/17/2024 5/31/2024	0.00	500.01

**Purchase Order Summary Report**

**Issued Date Range 07/01/2023 - 06/30/2024**

<b>PO Number</b>	<b>Description Vendor</b>	<b>Status Ship To</b>	<b>Issue Date Delivery Date</b>	<b>Trade Discount</b>	<b>Total</b>
PO-2118666	Field Staff CPR/First Aid Training USB05 - U.S. BANK CORPORATE PAYMENT SYSTEMS	Completed Office	5/17/2024 5/31/2024	0.00	825.00
PO-2118667	Canal Lining Permit Fee USB05 - U.S. BANK CORPORATE PAYMENT SYSTEMS	Completed Office	5/17/2024 5/31/2024	0.00	5,828.60
PO-2118668	Dump Truck Sales Tax/Registration DMV01 - DEPARTMENT OF MOTOR VEHICLES	Completed Office	5/21/2024 6/4/2024	0.00	8,664.00
PO-2118669	Service Line Replacement Kit POL01 - POLLARD WATER	Completed Office	5/21/2024 6/4/2024	0.00	1,624.33
PO-2118670	Bar Lube/Oil SCH09 - SCHAEFFER MANUFACTURING CO.	Completed Office	5/30/2024 6/13/2024	0.00	539.45
PO-2118671	Office Supplies WAL02 - WALKER'S OFFICE SUPPLY	Voided Office	5/21/2024 6/4/2024	0.00	506.83
PO-2118672	Back Flow Valve FER02 - FERGUSON ENTERPRISES INC	Completed Office	5/29/2024 6/12/2024	0.00	2,202.07
PO-2118673	Replace domestic water lines. PLU01 - Dave Bonetti	Completed Walton Treatment Plant	5/29/2024 6/12/2024	0.00	4,870.00
PO-2118674	Materials and Supplies for 5400 FER02 - FERGUSON ENTERPRISES INC	Completed Office	5/23/2024 6/6/2024	0.00	14,368.21
PO-2118675	Excavator Equipment Maintenance PAP03 - PAPE MACHINERY, INC	Completed Office	6/3/2024 6/17/2024	0.00	1,925.00
PO-2118676	Chlorine Sensor RYA01 - RYAN PROCESS, INC	Completed Office	5/30/2024 6/13/2024	0.00	2,890.39
PO-2118677	Emergency PLC repair ATE01 - A T.E.E.M. ELECTRICAL	Completed Office	6/6/2024 6/20/2024	0.00	1,282.01
PO-2118681	ACWA 2024 - BOD conference registration USB05 - U.S. BANK CORPORATE PAYMENT SYSTEMS	Completed Office	5/8/2024 5/22/2024	0.00	692.13
PO-2118682	ACWA 2024 conference - Stovall USB05 - U.S. BANK CORPORATE PAYMENT SYSTEMS	Completed Office	5/7/2024 5/21/2024	0.00	520.00
PO-2118700	ACWA 2024 - conference lodging NS USB05 - U.S. BANK CORPORATE PAYMENT SYSTEMS	Completed Office	5/8/2024 5/22/2024	0.00	790.13
PO-2118701	CA DMV sales tax on new trailer USB05 - U.S. BANK CORPORATE PAYMENT SYSTEMS	Completed Office	5/13/2024 5/27/2024	0.00	595.00
PO-2118714	ORD 2024-01 Publication GEO02 - GEORGETOWN GAZETTE	Completed Office	6/30/2024 7/14/2024	0.00	1,001.30

**Purchase Order Count: (175)**

**Total Trade Discount: 0.00**

**Total: 1,335,230.32**



Georgetown Divide PUD

# Vendor Purchasing Report

For Date Range 07/01/2023 - 06/30/2024

Vendor Set: Vendor Set 01

Vendor	Name	Volume
ABA01	ABATRON, INC	759.60
ACW01	ACWA/JPIA	136,527.15
ACW02	ACWA	20,055.00
ACW05	ACWA/JPIA HEALTH	548,122.88
ADM01	Matthew Shepherd	180.00
ADT01	ADT SECURITY SERVICES	10,191.83
ADT02	THE ADT SECURITY CORPORATION	2,900.29
ADV01	ADVENT TECHNOLOGIES	135.00
AFL01	AMERICAN FAMILY LIFE INS	16,443.20
ALL01	ALLEN KRAUSE	18,691.27
AMP01	AMPRA'S Staffing Services, Inc	19,799.00
AND01	ANDERSON'S SIERRA PIPE CO	1,635.09
AQU01	AQUA SIERRA CONTROLS INC.	1,665.84
ARA01	ARAMARK	1,994.10
ATE01	A T.E.E.M. ELECTRICAL	7,670.37
ATT01	AT&T CORPORATION	13,193.42
ATT02	AT&T	5,765.78
ATT04	AT&T Internet	248.96
AUB03	D.O. NERONDE, INC	2,414.89
AWW01	AMERICAN WATER WORKS ASSN	686.00
B&K01	B&K VALVES & EQUIPMENT, INC	4,200.00
BAR07	BARBOUR, CHRIS	4,155.77
BEA01	BUTTE EQUIPMENT RENTALS	2,372.00
BEC01	BECK, STEPHANIE	89.59
BEN04	BENNETT ENGINEERING SERVICES	233,295.54
BES01	BEST, BEST & KRIEGER LLP	105,292.46
BJP01	BRUCE R. JOHNSON	3,140.00
BLU01	ANTHEM BLUE CROSS	10,749.92
BLU06	BLUE SHIELD OF CALIFORNIA	3,832.00
BOE02	CA. DEPT. OF TAX & FEE ADMINSTRATION	15,030.76
BST01	BST Services Inc	156,115.83
BUC01	Buckmaster Office Solutions	80.00
BUC02	BUCKLE. JESSICA	343.26
CAL03	CALIF RURAL WATER ASSN.	1,582.00
CAL17	STATE OF CA - DEPT OF FORESTRY AND FIRE PROTECTIC	15,193.89
CAM01	CLINTON W. CAMAC	594.00
CAP04	CAPITAL RUBBER CO. LTD.	1,001.00
CAR01	Cartegraph Systems LLC	34,186.22
CAR08	Carmody Software, Inc.	708.00
CAR09	James Carnahan	5,000.00
CEI01	CEIRANTE, MARTIN	283.96
CEN01	Central Valley Salinity Coalition, Inc.	356.46
CHA03	CHAIDEZ, MICHAEL	241.23
CHR01	CHRISTENSEN HEATING & COOLING, INC.	175.00
CIT01	CITY OF SACRAMENTO	15,059.80
CLS01	CLS LABS	32,862.46
CON01	CONTINENTAL SUPPLY COMPANY	543.36
COS01	COSTCO	120.00
COU01	Country Air Conditioning, Inc	7,950.00
CRO01	CROWN MOTORS LLC	84,716.23
CRO03	Robin Crowton	8,000.00
CSD00	CALIFORNIA SPECIAL DISTRICT ASSOCIATION	9,375.00

## Vendor Purchasing Report

For Date Range 07/01/2023 - 06/30/2024

Vendor Set: Vendor Set 01

Vendor	Name	Volume
CWE01	CALIFORNIA WATER ENVIRONMENT ASSOC.	170.00
CWS01	CORBIN WILLITS SYS. INC.	7,907.64
DAV01	Dave's Tree Work & Forest Management, Inc	15,981.25
DEL01	DEL PASO PIPE & STEELE	683.44
DIA01	DIAMOND PACIFIC - AUBURN	2,102.66
DIT01	DITCH WITCH EQUIPMENT COMPANY	2,417.48
DIV05	PLACERVILLE AUTO PARTS, INC.	2,884.07
DMI01	DENNIS M. IRVIN	120.00
DMV01	DEPARTMENT OF MOTOR VEHICLES	8,664.00
DTI01	Douglas Truck & Equipment, LLC	122,250.00
DWR01	DEPT. OF WATER RESOURCES	105,076.46
ECO01	ECORP CONSULTING, INC.	112,434.24
EDC01	EL DORADO COUNTY TRANSPORTATION DEPARTMENT	755.67
EDC04	EDC ENVIRONMENTAL MGMT	1,053.00
ELD03	EL DORADO COUNTY SHERIFF	25.00
ELD05	EDC AUDITOR-CONTROLLER	6,144.30
ELD11	EL DORADO COUNTY AIR QUALITY MGMT	2,098.76
ELD16	EL DORADO DISPOSAL SERVICE	5,393.85
ELL02	ELLIOTT, ALEXIS	388.65
EMC01	MESA ENERGY SYSTEMS, INC	10,361.12
EMPO2	EMPLOYEE RELATIONS, INC	180.60
ENT01	ENTERPRISE UAS, LLC	5,707.00
ENV01	ENVIRO TECH SERVICES COMPANY, INC.	4,618.35
ESC02	E Source Companies LLC	2,700.00
ESR01	ENVIRONMENTAL SYSTEMS RESEARCH INSTITUTE	6,337.81
FER01	FERRELLGAS	10,440.88
FER02	FERGUSON ENTERPRISES INC	136,757.06
FOL01	Folsom Lake Ford, Inc.	4,697.25
FSL01	Fidelity Security Life Insurance Company	3,983.70
G&O02	G AND O TOWING	290.00
GAR02	GARDEN VALLEY FEED & HDW.	1,667.84
GEN01	Genuine Parts Company	348.28
GEO01	GEORGETOWN HARDWARE	4,633.30
GEO02	GEORGETOWN GAZETTE	1,857.35
GEO04	DIVIDE SUPPLY ACE HARDWARE	11,148.67
GEO05	GEORGETOWN PRE-CAST, INC.	3,400.00
GEO07	GEORGETOWN FIRE PROTECTION DISTRICT	2,903.04
GEO14	GEORGETOWN DIVIDE ROTARY	413.29
GLE02	GLENN LUGLIANI DBA:	486.74
GOL04	GOLD MOUNTAIN CALIFORNIA NEWS MEDIA INC.	2,690.96
GOL07	GOLD RUSH CHEVROLET	1,582.42
GOV01	GOVERNMENT FINANCE OFFICERS ASSOCIATION	310.00
GOV02	GOVERNMENT TAX SEMINARS, LLC	1,070.00
GRA01	GRAINGER, INC.	1,288.66
GUT01	GUTIERREZ, ROBERT	4,800.00
HAC01	Hach Company	2,990.60
HAR01	HARP, TYLER	214.17
HAR03	HARRIS INDUSTRIAL GASES	1,045.83
HAR08	KEITH P. HARSTON	100.00
HER01	Herc Rentals Inc	47,874.85
HER02	HERCULES INDUSTRIES, INC.	575.60
HOL03	HOLT OF CALIFORNIA	47,824.63
HOM01	HOME DEPOT CREDIT SERVICE	2,985.33
HRD01	H.R. DIRECT	167.76
HUN01	HUNT & SONS, INC.	1,920.03
ICM03	ICMA	40,111.04
IFS01	Infosend, Inc.	25,009.98
INF01	Infinity Technologies	14,490.00

## Vendor Purchasing Report

For Date Range 07/01/2023 - 06/30/2024

Vendor Set: Vendor Set 01

Vendor	Name	Volume
IRO01	IronPlanet, Inc	9,465.00
IUO01	IUOE, LOCAL 39	9,423.00
IUO02	AFSCME District Council 57	9,438.55
KAI01	Kaiser Permanente	1,383.50
KAL01	Kirk Lovejoy	23,450.00
KAS01	KASL CONSULTING ENGINEERS	112,634.53
KEY01	KEYS PLUS	23.05
KLA02	KLAHN, CHRISTIAN	431.85
KLA03	Trent Klasna	2,400.00
KLE01	KLEZMER, JOHN	363.75
LAN01	LANE ENTERPRISES HOLDINGS, INC	23,431.87
LSL01	LANCE, SOLL & LUNGHARD, LLP	220,834.30
MAC02	MACDONALD, MITCH	2,301.66
MAC04	MACAULEY CONSTRUCTION INC	19,970.00
MAD01	MADISON, KYLE	610.72
MAS01	MASTERS TELECOM, LLC	145.74
MAZ01	MAZE & ASSOCIATES	27,546.00
MCB01	MCBRIDE, JEFFREY	196.35
MCD01	McDaniel's Auto Repair, INC.	1,858.06
MCG01	MCGARD LLC	586.55
MIC01	MICAH ABRAHAM CORDERO	4,195.79
MOU02	MOUNTAIN DEMOCRAT	2,355.93
MOU03	MOUNTAIN COUNTIES WRA	5,545.00
MUR01	MURRAY SHEDS INC	11,724.00
MUR04	MURCHIE'S SMOG & REPAIR	123.50
NAT04	NATIONAL PRINT & PROMO	432.13
NBS01	NBS	5,274.74
NIC01	Jeremy M Nichols	1,539.07
NTU01	NTU TECHNOLOGIES, INC.	24,487.40
OCC01	OCCU-MED, LTD	1,395.25
OLS01	OLSON, ELIZABETH	316.37
OPE01	OpenGov, Inc.	2,100.00
OPT01	OPTIMIZED INVESTMENT PARTNERS	10,185.98
PAC02	PACIFIC GAS & ELECTRIC	257,707.93
PAC03	PACIFIC MATERIAL HANDLING SOLUTIONS INC	412.86
PAC06	PACE SUPPLY 23714-00	7,772.70
PAP03	PAPE MACHINERY, INC	155,868.62
PIC02	PICOVALE SERVICES, INC.	20,986.47
PLU01	Dave Bonetti	4,870.00
POL01	POLLARD WATER	1,470.00
POL02	POLARIS SALES INC	35,516.92
POW01	POWERNET GLOBAL COMMUNICATIONS	961.63
PRE01	PREMIER ACCESS INS CO	25,800.76
PRY01	Pryor Learning LLC	299.00
PUL01	PULFER, JEFF	481.29
RAM01	RAMMCO	10,209.70
REE01	Reed & Graham Inc	5,770.40
RIE01	RIEBES AUTO PARTS,LLC	213.89
RIV02	RIVER CITY RENTALS	325.00
RMR01	W. Rosenau Motor Rewinding Inc	9,100.00
ROB01	DON ROBINSON	8,969.13
RON01	RON DUPRATT FORD INC	74,634.75
ROY01	KENNETH ROYAL	1,495.00
RUL01	RULE, BRIAN	610.25
RWA01	Regional Water Authority	9,924.00
RYA01	RYAN PROCESS, INC	2,695.00
SAC03	SACRAMENTO BAG MFG. CO.	1,700.00
SAF01	Safety-Kleen Systems Inc.	1,068.61

Vendor Purchasing Report

For Date Range 07/01/2023 - 06/30/2024

Vendor Set: Vendor Set 01

Vendor	Name	Volume
SAU02	SAUNDERS, MICHAEL	744.62
SCH03	SCHNEIDER, NICHOLAS	3,421.96
SCH09	SCHAEFFER MANUFACTURING CO.	501.36
SIE02	Sierra Asphalt, Inc	35,274.28
SIE10	SIERRA SAFETY	6,969.89
SIG01	SIGNAL SERVICE INC	1,282.00
SMI01	SMITH, JASON D.	400.00
SSY01	Sloan Sakai Yeung & Wong LLP	3,143.00
STIO2	STILES, BRYAN	252.04
STR01	STREAMLINE	4,500.00
SWR03	STATE WATER RESOURCES CON	240.00
SWR04	STATE WATER RESOURCES CON	720,745.07
TEI01	A. TEICHERT & SON, INC	3,579.49
THA01	THATCHER COMPANY OF CALIF	46,010.32
THO03	THOMPSON AUTO & TRUCK	6,756.05
TIRO1	TIREHUB, LLC	7,469.88
TWA01	TW Associates LLC	980.00
TYL01	TYLER, ERIC	5,950.45
TYL02	TYLER TECHNOLOGIES, INC	51,811.12
UNI01	UNICO ENGINEERING, INC.	13,359.99
UNI06	UNITEDHEALTHCARE INSURANCE	8,526.80
USA01	UNDERGROUND SERVICE ALERT	3,680.50
USA04	HD SUPPLY, INC	9,885.64
USB05	U.S. BANK CORPORATE PAYMENT SYSTEMS	61,882.82
USB06	U.S. BANK EQUIPMENT FINANCE	8,557.97
USP01	U.S. Postal Service	352.00
VEC01	Vectis DC LLC	48,000.00
VEE01	DOUG VEERKAMP GENERAL ENGINEERING, INC	916.52
VER01	VERIZON WIRELESS	21,227.90
VER02	Verizon Connect Fleet USA LLC	3,487.75
VES01	Vestis Group, Inc(f/k/a Aramark)	429.40
VOL01	Saba Holding Co, LLC	145,982.13
WAL02	WALKER'S OFFICE SUPPLY	3,922.58
WAT01	WATER RESOURCES ECONOMICS	18,751.25
WEL02	WELLS FARGO BANK	23,469.54
WES08	WESTERN HYDROLOGICS, LLP	57,469.92
WES09	NATHAN THOMAS	11,264.00
WEX01	Wex Bank	86,369.29
WHI01	White Brenner LLP	2,914.50
WIE01	WIENHOFF & ASSOCIATES INC	450.00
WIL01	Wilkinson Portables Inc.	4,564.07
ZAN01	ZANJERO, INC.	15,997.50
<b>Vendor Set Vendor Set 01 Total:</b>		<b>4,998,787.17</b>

**SOURCE OF SUPPLY  
DEPARTMENT 5100  
FY25 BUDGET**

Accounts	EXPENSES:	FY 21-22 Budget	FY 21-22 Actual	FY22-23 Budget	FY 22-23 Actual	FY 23-24 Amended Budget	FY 23-24 Actual As of 6/30/24	% of Budget Remaining	FY 24-25 Adopted	FY 24-25 Actual As of 10/31/24	% of Budget Remaining
100-5100-50100	Salaries	\$ 163,354	\$ 109,580	\$ 157,169	\$ 154,589	\$ 213,320	\$ 160,072	25%	\$ 251,372	\$ 50,008.81	80%
100-5100-50102	Overtime	\$ 13,642	\$ 10,359	\$ 13,642	\$ 24,072	\$ 14,000	\$ 17,827	-27%	\$ 14,000	\$ 8,603.00	39%
100-5100-50103	Standby Pay	\$ 11,867	\$ 7,530	\$ 11,867	\$ 14,820	\$ 13,150	\$ 8,448	36%	\$ 17,625	\$ 6,550.00	63%
100-5100-50200	Payroll Taxes	\$ 14,865	\$ 9,629	\$ 14,302	\$ 14,622	\$ 20,265	\$ 13,693	32%	\$ 23,880	\$ 4,815.00	80%
100-5100-50300	Health Insurance	\$ 51,860	\$ 25,538	\$ 51,860	\$ 44,651	\$ 52,966	\$ 50,166	5%	\$ 58,427	\$ 19,424.00	67%
100-5100-50302	Insurance - Workers Comp.	\$ 6,857	\$ 7,044	\$ 6,857	\$ 8,573	\$ 6,336	\$ 79,091	-1148%	\$ 7,561	\$ 2,197.00	71%
100-5100-50400	PERS Retirement Expense	\$ 14,223	\$ 11,473	\$ 13,469	\$ 16,067	\$ 16,808	\$ 16,944	-1%	\$ 24,618	\$ 5,623.00	77%
100-5100-50401	PERS UAL	\$ 11,926	\$ 9,756	\$ 10,683	\$ 10,351	\$ 54,800	\$ 54,800	0%	\$ 71,528	\$ 69,365.00	3%
	<b>TOTAL WAGES &amp; BENEFITS</b>	<b>\$ 288,594</b>	<b>\$ 190,909</b>	<b>\$ 279,849</b>	<b>\$ 287,745</b>	<b>\$ 391,646</b>	<b>\$ 401,041</b>	<b>-2%</b>	<b>\$ 469,012</b>	<b>\$ 166,585.81</b>	<b>64%</b>
100-5100-51100	Materials & Supplies	\$ 10,765	\$ 13,412	\$ 11,410	\$ 54,906	\$ 17,100	\$ 5,226	69%	\$ 21,600	\$ 4,957.00	77%
100-5100-51101	Durables/Rentals/Leases	\$ 344	\$ 1,300	\$ 3,200	\$ 114,068	\$ 7,400	\$ 442	94%	\$ 5,900	\$ 1,660.00	72%
100-5100-51103	Safety/PPE Supplies	\$ -	\$ -	\$ -	\$ -	\$ 6,600	\$ 3,241	51%	\$ 6,800	\$ 2,002.00	71%
100-5100-51104	Software Licenses	\$ -	\$ -	\$ -	\$ -	\$ 271	\$ 271	0%		\$ 363.00	
100-5100-51200	Vehicle Maintenance	\$ 4,632	\$ 4,929	\$ 5,589	\$ 4,253	\$ 4,850	\$ 7,845	-62%	\$ 9,200	\$ 1,063.00	88%
100-5100-51201	Vehicle Operating - Fuel	\$ 5,683	\$ 9,555	\$ 8,380	\$ 9,724	\$ 9,150	\$ 8,884	3%	\$ 13,700	\$ 2,826.00	79%
100-5100-51300	Professional Services	\$ 37,359	\$ 107,758	\$ 84,236	\$ 161,614	\$ 91,800	\$ 90,753	1%	\$ 75,500	\$ 12,886.00	83%
100-5100-52100	Staff Development/Certifications	\$ -	\$ 59	\$ 750	\$ 40	\$ 1,250	\$ 426	66%	\$ 1,000	\$ -	100%
100-5100-52102	Utilities	\$ 10,715	\$ 10,034	\$ 19,267	\$ 10,424	\$ 10,250	\$ 10,705	-4%	\$ 10,950	\$ 543.00	95%
100-5100-52105	Government Regulation Fees	\$ 60,000	\$ 148,355	\$ 80,000	\$ 83,223	\$ 118,000	\$ 17,540	85%	\$ 112,000	\$ 74,281.00	34%
100-5100-52108	Membership/Subscriptions	\$ 391	\$ -	\$ 415	\$ -	\$ 150	\$ 50	67%	\$ 150	\$ -	100%
100-5100-71100	Capital Expenses	\$ -	\$ -	\$ -	\$ -	\$ 8,250	\$ 9,478	-15%	\$ -	\$ 4,452.00	
	<b>NON-LABOR EXP</b>	<b>\$ 129,889</b>	<b>\$ 295,401</b>	<b>\$ 213,247</b>	<b>\$ 438,252</b>	<b>\$ 275,071</b>	<b>\$ 154,861</b>	<b>44%</b>	<b>\$ 256,800</b>	<b>\$ -</b>	<b>100%</b>
updated 11/07/24	<b>TOTAL DEPARTMENT EXPENSES</b>	<b>\$ 418,483</b>	<b>\$ 486,310</b>	<b>\$ 493,096</b>	<b>\$ 725,997</b>	<b>\$ 666,717</b>	<b>\$ 555,901</b>	<b>17%</b>	<b>\$ 725,812</b>	<b>\$ 166,585.81</b>	<b>77%</b>



**RAW WATER  
DEPARTMENT 5200  
FY25 BUDGET**

Accounts	EXPENSES:	FY 21-22 Budget	FY 21-22 Actual	FY 22-23 Budget	FY 22-23 Actual	FY 23-24 Amended Budget	FY 23-24 Actual As of 6/30/24	% of Budget Remaining	FY 24-25 Adopted	FY 24-25 Actual As of 10/31/24	% of Budget Remaining
100-5200-50100	Salaries	\$ 322,851	\$ 229,602	\$ 308,538	\$ 237,624	\$ 323,240	\$ 236,164	27%	\$ 319,129	\$ 103,431.00	68%
100-5200-50101	Part-time/Temp Wages	\$ 1,065		\$ 976	\$ 13,527	\$ 5,000	\$ 17,964	-259%	\$ 5,000	\$ 15,732.00	-215%
100-5200-50102	Overtime	\$ 20,648	\$ 27,891	\$ 20,252	\$ 22,884	\$ 24,800	\$ 24,824	0%	\$ 24,800	\$ 15,086.00	39%
100-5200-50103	Standby Pay	\$ 13,260	\$ 14,800	\$ 13,260	\$ 18,680	\$ 21,550	\$ 18,714	13%	\$ 28,125	\$ 13,775.00	51%
100-5200-50200	Payroll Taxes	\$ 29,379	\$ 24,172	\$ 28,077	\$ 21,144	\$ 30,708	\$ 20,776	32%	\$ 30,317	\$ 9,674.00	68%
100-5200-50300	Health Insurance	\$ 115,737	\$ 61,392	\$ 115,737	\$ 62,688	\$ 77,835	\$ 68,625	12%	\$ 84,528	\$ 38,742.00	54%
100-5200-50302	Insurance - Workers Comp.	\$ 15,689	\$ 9,035	\$ 15,285	\$ 9,869	\$ 7,250	\$ 10,331	-42%	\$ 10,598	\$ 3,489.00	67%
100-5200-50400	PERS Retirement Expense	\$ 30,867	\$ 24,579	\$ 29,450	\$ 23,165	\$ 38,412	\$ 25,094	35%	\$ 33,026	\$ 11,289.00	66%
100-5200-50401	PERS UAL	\$ 214,481	\$ 190,251	\$ 208,325	\$ 201,844	\$ 79,709	\$ 79,709	0%	\$ 104,041	\$ 100,894.00	3%
	<b>TOTAL WAGES &amp; BENEFITS</b>	<b>\$ 763,977</b>	<b>\$ 581,724</b>	<b>\$ 739,900</b>	<b>\$ 611,425</b>	<b>\$ 608,504</b>	<b>\$ 502,201</b>	<b>17%</b>	<b>\$ 639,564</b>	<b>\$ 312,112.00</b>	<b>51%</b>
100-5200-51100	Materials & Supplies	\$ 18,000	\$ 20,405	\$ 25,000	\$ 18,288	\$ 14,500	\$ 15,542	-7%	\$ 17,250	\$ 977.00	94%
100-5200-51101	Durables/Rentals/Leases	\$ 2,000	\$ 4,710	\$ 2,000	\$ 2,655	\$ 1,450	\$ 195	87%	\$ -	\$ 53.00	
100-5200-51103	Safety/PPE Supplies	\$ -	\$ -	\$ -	\$ -	\$ 3,250	\$ 4,058	-25%	\$ 8,950	\$ 3,315.00	63%
100-5200-51104	Software Licenses	\$ -	\$ -	\$ -	\$ -	\$ 542	\$ 542		\$ 150	\$ 726.00	-384%
100-5200-51200	Vehicle Maintenance	\$ 6,152	\$ 9,412	\$ 10,213	\$ 12,366	\$ 8,900	\$ 14,651	-65%	\$ 11,275	\$ 3,368.00	70%
100-5200-51201	Vehicle Operating - Fuel	\$ 12,070	\$ 20,805	\$ 18,210	\$ 28,347	\$ 21,000	\$ 26,748	-27%	\$ 29,300	\$ 9,739.00	67%
100-5200-51300	Professional Services	\$ 2,354	\$ 5,482	\$ 5,984	\$ 2,152	\$ 5,000	\$ 14,391	-188%	\$ 10,000	\$ 698.00	93%
100-5200-52100	Staff Development/Training	\$ 147	\$ 147	\$ 750	\$ 655	\$ 750	\$ 328	56%	\$ 1,000	\$ -	100%
100-5200-52102	Utilities	\$ 1,337	\$ 1,862	\$ 1,420	\$ 3,525	\$ 2,750	\$ 4,573	-66%	\$ 3,500	\$ 1,484.00	58%
100-5200-52108	Membership/Subscriptions	\$ 391	\$ -	\$ 358	\$ -	\$ 150	\$ 50	67%	\$ 150	\$ -	100%
100-5200-71100	Capital Expenses	\$ -	\$ -	\$ -	\$ -	\$ 1,750	\$ 3,357	-92%	\$ -	\$ -	
	<b>NON-LABOR EXP</b>	<b>\$ 42,451</b>	<b>\$ 62,822</b>	<b>\$ 63,935</b>	<b>\$ 67,988</b>	<b>\$ 60,042</b>	<b>\$ 84,435</b>	<b>-41%</b>	<b>\$ 81,575</b>	<b>\$ 20,360.00</b>	<b>75%</b>
updated 11/07/24	<b>TOTAL DEPARTMENT EXPENSES</b>	<b>\$ 806,428</b>	<b>\$ 644,546</b>	<b>\$ 803,835</b>	<b>\$ 679,413</b>	<b>\$ 668,546</b>	<b>\$ 586,636</b>	<b>12%</b>	<b>\$ 721,139</b>	<b>\$ 332,472.00</b>	<b>54%</b>

**WATER TREATMENT  
DEPARTMENT 5300  
FY25 BUDGET**

Accounts	EXPENSES:	FY 21-22 Budget	FY 21-22 Actual	FY22-23 Budget	FY 22-23 Actual	FY 23-24 Amended Budget	FY 23-24 Actual As of 6/30/24	% of Budget Remaining	FY 24-25 Adopted	FY 24-25 Actual As of 10/31/24	% of Budget Remaining
100-5300-50100	Salaries	\$ 250,264	\$ 196,493	\$ 244,058	\$ 190,326	\$ 229,802	\$ 235,397	-2%	\$ 252,584	\$ 90,459.00	64%
100-5300-50102	Overtime	\$ 25,118	\$ 25,815	\$ 25,097	\$ 29,282	\$ 34,496	\$ 28,503	17%	\$ 28,000	\$ 9,942.00	64%
100-5300-50103	Standby Pay	\$ 9,688	\$ 15,760	\$ 9,688	\$ 15,710	\$ 15,720	\$ 16,507	-5%	\$ 21,050	\$ 9,500.00	55%
100-5300-50200	Payroll Taxes	\$ 22,774	\$ 20,127	\$ 22,209	\$ 17,809	\$ 21,831	\$ 20,795	5%	\$ 23,995	\$ 8,128.00	66%
100-5300-50300	Health Insurance	\$ 64,914	\$ 51,683	\$ 64,914	\$ 53,961	\$ 63,996	\$ 63,997	0%	\$ 59,188	\$ 33,729.00	43%
100-5300-50302	Insurance - Workers Comp.	\$ 9,488	\$ 5,331	\$ 9,426	\$ 5,579	\$ 4,722	\$ 6,336	-34%	\$ 5,426	\$ 1,810.00	67%
100-5300-50400	PERS Retirement Expense	\$ 32,592	\$ 21,156	\$ 31,790	\$ 19,572	\$ 31,777	\$ 26,473	17%	\$ 32,302	\$ 9,484.00	71%
100-5300-50401	PERS UAL	\$ 20,466	\$ 48,782	\$ 20,466	\$ 51,755	\$ 59,781	\$ 59,781	0%	\$ 78,030	\$ 75,670.00	3%
	<b>TOTAL WAGES &amp; BENEFITS</b>	<b>\$ 435,304</b>	<b>\$ 385,147</b>	<b>\$ 427,648</b>	<b>\$ 383,994</b>	<b>\$ 462,126</b>	<b>\$ 457,789</b>	<b>1%</b>	<b>\$ 500,575</b>	<b>\$ 238,722.00</b>	<b>52%</b>
100-5300-51100	Materials & Supplies	\$ 72,000	\$ 71,382	\$ 85,426	\$ 94,044	\$ 82,500	\$ 114,856	-39%	\$ 85,500	\$ 43,842.00	49%
100-5300-51101	Durables/Rentals/Leases	\$ 1,245	\$ 691	\$ 13,300	\$ 599	\$ 250	\$ 2,212	-785%		\$ 750.00	
100-5300-51103	Safety/PPE Supplies	\$ -	\$ -	\$ -	\$ -	\$ 2,750	\$ 2,713	1%	\$ 3,850	\$ 4,207.00	-9%
100-5300-51104	Software Licenses	\$ -	\$ -	\$ -	\$ -	\$ 271	\$ 570	-110%	\$ 750	\$ 3,175.00	-323%
100-5300-51200	Vehicle Maintenance	\$ 6,284	\$ 2,454	\$ 17,134	\$ 2,812	\$ 6,500	\$ 5,126	21%	\$ 4,450	\$ 930.00	79%
100-5300-51201	Vehicle Operating - Fuel	\$ 8,484	\$ 6,090	\$ 8,993	\$ 6,546	\$ 7,750	\$ 7,782	0%	\$ 8,750	\$ 2,470.00	72%
100-5300-51202	Building Maintenance	\$ -	\$ 14,641	\$ 289	\$ 4,072	\$ 7,500	\$ 4,961	34%	\$ 5,000	\$ -	100%
100-5300-51300	Professional Services	\$ 8,617	\$ 3,629	\$ 24,135	\$ 24,338	\$ 32,250	\$ 32,358	0%	\$ 28,000	\$ 8,825.00	68%
100-5300-52100	Staff Development/Training	\$ 2,441	\$ 307	\$ 2,587	\$ 253	\$ 1,250	\$ 425	66%	\$ 1,250	\$ 319.00	74%
100-5300-52102	Utilities	\$ 214,327	\$ 226,066	\$ 227,186	\$ 233,857	\$ 222,500	\$ 259,930	-17%	\$ 302,700	\$ 106,370.00	65%
100-5300-52105	Government Regulation Fees	\$ 26,311	\$ 32,021	\$ 26,311	\$ 3,257	\$ 6,500	\$ 2,429	63%	\$ 8,250	\$ 3,060.00	63%
100-5300-52108	Membership/Subscriptions	\$ 391	\$ 40	\$ 391	\$ 611	\$ 625	\$ 50	92%	\$ -	\$ -	0%
100-5300-71100	Capital Expenses	\$ -	\$ 1,525	\$ -	\$ -	\$ 19,750	\$ 10,382	47%	\$ -	\$ -	0%
	<b>NON-LABOR EXP</b>	<b>\$ 340,491</b>	<b>\$ 358,806</b>	<b>\$ 406,143</b>	<b>\$ 371,000</b>	<b>\$ 390,396</b>	<b>\$ 443,843</b>	<b>-14%</b>	<b>\$ 448,500</b>	<b>\$ 173,948.00</b>	<b>61%</b>
updated 11/07/24	<b>TOTAL DEPARTMENT EXPENSES</b>	<b>\$ 775,795</b>	<b>\$ 743,953</b>	<b>\$ 833,791</b>	<b>\$ 754,994</b>	<b>\$ 852,522</b>	<b>\$ 901,632</b>	<b>-6%</b>	<b>\$ 949,075</b>	<b>\$ 412,670.00</b>	<b>57%</b>

**TRANSMISSION & DISTRIBUTION OF TREATED WATER  
DEPARTMENT 5400  
FY25 BUDGET**

Accounts	EXPENSES:	FY 21-22 Budget	FY 21-22 Actual	FY22-23 Budget	FY 22-23 Actual	FY 23-24 Amended Budget	FY 23-24 Actual As of 6/30/24	% of Budget Remaining	FY 24-25 Adopted	FY 24-25 Actual As of 10/31/24	% of Budget Remaining
100-5400-50100	Salaries	\$ 416,998	\$ 422,003	\$ 417,609	\$ 430,996	\$ 440,075	\$ 459,681	-4%	\$ 479,296	\$ 175,009	66%
100-5400-50102	Overtime	\$ 39,846	\$ 37,125	\$ 40,329	\$ 42,738	\$ 46,800	\$ 35,621	24%	\$ 32,000	\$ 14,494	55%
100-5400-50103	Standby Pay	\$ 20,030	\$ 15,710	\$ 20,030	\$ 15,710	\$ 15,720	\$ 16,957	-8%	\$ 21,050	\$ 7,150	66%
100-5400-50200	Payroll Taxes	\$ 37,947	\$ 36,946	\$ 38,002	\$ 37,845	\$ 41,807	\$ 38,006	9%	\$ 45,533	\$ 14,696	68%
100-5400-50300	Health Insurance	\$ 101,964	\$ 99,070	\$ 101,964	\$ 120,998	\$ 109,881	\$ 129,230	-18%	\$ 130,169	\$ 54,275	58%
100-5400-50302	Insurance - Workers Comp.	\$ 17,157	\$ 9,165	\$ 6,405	\$ 9,677	\$ 5,207	\$ 9,766	-88%	\$ 11,004	\$ 2,784	75%
100-5400-50400	PERS Retirement Expense	\$ 47,899	\$ 43,347	\$ 48,008	\$ 41,620	\$ 52,768	\$ 44,890	15%	\$ 51,467	\$ 17,156	67%
100-5400-50401	PERS UAL	\$ 90,000	\$ 34,148	\$ 90,000	\$ 36,641	\$ 109,599	\$ 109,599	0%	\$ 143,056	\$ 138,729	3%
	<b>TOTAL WAGES &amp; BENEFITS</b>	<b>\$ 771,841</b>	<b>\$ 697,515</b>	<b>\$ 762,347</b>	<b>\$ 736,225</b>	<b>\$ 821,857</b>	<b>\$ 843,750</b>	<b>-3%</b>	<b>\$ 913,575</b>	<b>\$ 424,293</b>	<b>54%</b>
100-5400-51100	Materials & Supplies	\$ 75,000	\$ 153,910	\$ 135,000	\$ 186,988	\$ 158,500	\$ 109,869	31%	\$ 144,500	\$ 58,211	60%
100-5400-51101	Durables/Rentals/Leases	\$ 2,000	\$ 1,084	\$ 2,171	\$ 12,480	\$ 12,250	\$ 13,795	-13%	\$ -	\$ -	
100-5400-51103	Safety/PPE Supplies		\$ -	\$ -	\$ -	\$ 8,500	\$ 8,439	1%	\$ 9,000	\$ 5,457	39%
100-5400-51104	Software Licenses	\$ -	\$ -	\$ -	\$ -	\$ 542	\$ 542	0%	\$ -	\$ 931	
100-5400-51200	Vehicle Maintenance	\$ 13,233	\$ 19,753	\$ 23,500	\$ 47,962	\$ 31,750	\$ 27,014	15%	\$ 22,250	\$ 1,646	93%
100-5400-51201	Vehicle Operating - Fuel	\$ 19,535	\$ 30,964	\$ 28,517	\$ 32,934	\$ 31,250	\$ 31,700	-1%	\$ 42,250	\$ 9,403	78%
100-5400-51202	Building Maintenance		\$ -	\$ -	\$ -	\$ 1,250	\$ -	100%	\$ 1,250	\$ -	100%
100-5400-51300	Professional Services	\$ 5,000	\$ 12,146	\$ 7,529	\$ 5,001	\$ 10,000	\$ 7,080	29%	\$ 11,000	\$ 2,176	80%
100-5400-52100	Staff Development/Training	\$ 191	\$ 263	\$ 750	\$ 3,162	\$ 3,250	\$ 864	73%	\$ 3,250	\$ 275	92%
100-5400-52102	Utilities	\$ 17,267	\$ 13,826	\$ 19,495	\$ 15,038	\$ 11,500	\$ 17,860	-55%	\$ 16,600	\$ 5,071	69%
100-5400-52105	Government Regulation Fees	\$ 31,802	\$ 8,685	\$ 17,120	\$ 37,968	\$ 42,350	\$ 47,269	-12%	\$ 46,500	\$ 5,417	88%
100-5400-52108	Membership/Subscriptions		\$ -	\$ -	\$ -	\$ 100	\$ 50	50%	\$ 100	\$ -	100%
100-5400-71100	Capital Expenses	\$ -	\$ -	\$ -	\$ -	\$ 10,450	\$ 8,562	18%	\$ -	\$ -	0%
	<b>NON-LABOR EXP</b>	<b>\$ 164,028</b>	<b>\$ 240,630</b>	<b>\$ 234,082</b>	<b>\$ 341,533</b>	<b>\$ 321,692</b>	<b>\$ 273,044</b>	<b>15%</b>	<b>\$ 296,700</b>	<b>\$ 88,587</b>	<b>70%</b>
updated 11/07/24	<b>TOTAL DEPARTMENT EXPENSES</b>	<b>\$ 935,869</b>	<b>\$ 938,145</b>	<b>\$ 996,429</b>	<b>\$ 1,077,758</b>	<b>\$ 1,143,549</b>	<b>\$ 1,116,794</b>	<b>2%</b>	<b>\$ 1,210,275</b>	<b>\$ 512,880</b>	<b>58%</b>

**ADMINISTRATION & CUSTOMER SERVICE  
DEPARTMENT 5600  
FY25 BUDGET**

Accounts	EXPENSES:	FY 21-22 Budget	FY 21-22 Actual	FY22-23 Budget	FY 22-23 Actual	FY 23-24 Amended Budget	FY 23-24 Actual As of 6/30/24	% of Budget Remaining	FY 24-25 Adopted	FY 24-25 Actual As of 10/31/24	% of Budget Remaining
100-5600-50100	Salaries	\$ 487,026	\$ 549,256	\$ 547,774	\$ 542,165	\$ 649,530	\$ 689,468	-6%	\$ 727,176	\$ 260,821	98%
100-5600-50101	Part-time/Temp Wages	\$ 22,682	\$ 63,082	\$ 19,948	\$ 66,837	\$ 15,000	\$ 6,295	58%	\$ 15,000	\$ -	100%
100-5600-50102	Overtime	\$ 2,624	\$ 834	\$ 2,734	\$ 43	\$ -	\$ 31		\$ 100	\$ 2	98%
100-5600-50103	Automobile Allowance	\$ -	\$ -	\$ 2,000	\$ 5,000	\$ 7,600	\$ 5,911	22%	\$ 7,600	\$ 2,000	74%
100-5600-50104	Retiree Benefit	\$ 22,827	\$ 15,575	\$ 9,973	\$ 13,860	\$ 26,000	\$ 48,371	-86%	\$ 52,608	\$ 18,052	66%
100-5600-50105	Director Stipend	\$ 21,993	\$ 23,200	\$ 24,360	\$ 24,000	\$ 24,000	\$ 24,000	0%	\$ 24,000	\$ 8,000	67%
100-5600-50200	Payroll Taxes	\$ 44,320	\$ 46,515	\$ 49,847	\$ 42,968	\$ 60,981	\$ 54,343	11%	\$ 69,082	\$ 19,872	71%
100-5600-50300	Health Insurance	\$ 112,128	\$ 93,867	\$ 69,772	\$ 81,745	\$ 96,397	\$ 111,352	-16%	\$ 130,541	\$ 52,878	59%
100-5600-50302	Insurance - Workers Comp.	\$ 6,268	\$ 3,140	\$ 6,383	\$ 2,312	\$ 3,021	\$ 4,088	-35%	\$ 3,657	\$ 1,072	71%
100-5600-50400	PERS Retirement Expense	\$ 45,900	\$ 68,710	\$ 47,256	\$ 47,223	\$ 60,215	\$ 65,167	-8%	\$ 62,863	\$ 23,182	63%
100-5600-50401	PERS UAL	\$ 175,151	\$ 191,051	\$ 207,229	\$ 191,493	\$ 159,417	\$ 159,417	0%	\$ 208,081	\$ 201,788	3%
100-5600-50403	Def. Comp Ret. Exp.	\$ 2,200	\$ -	\$ 2,350	\$ -	\$ 9,450	\$ 7,272	23%	\$ 10,250	\$ 3,356	67%
updated 11/07/24	<b>TOTAL WAGES &amp; BENEFITS</b>	<b>\$ 943,119</b>	<b>\$ 1,055,230</b>	<b>\$ 989,626</b>	<b>\$ 1,027,646</b>	<b>\$ 1,111,611</b>	<b>\$ 1,175,715</b>	<b>-6%</b>	<b>\$ 1,310,958</b>	<b>\$ 591,023</b>	<b>55%</b>
100-5600-51100	Materials & Supplies	\$ 27,691	\$ 10,153	\$ 41,467	\$ 12,094	\$ 15,350	\$ 11,758	23%	\$ 13,275	\$ 1,481	89%
100-5600-51101	Durable/Rentals/Leases	\$ 8,569	\$ 8,777	\$ 15,486	\$ 1,705	\$ 8,525	\$ 7,680	10%	\$ 6,800	\$ 2,440	64%
100-5600-51102	Office Supplies	\$ 37,815	\$ 62,546	\$ 68,832	\$ 28,540	\$ 21,400	\$ 24,424	-14%	\$ 23,600	\$ 8,761	63%
100-5600-51103	Safety/PPE Supplies	\$ -	\$ -	\$ -	\$ -	\$ 1,000	\$ 387	61%	\$ 1,000	\$ 709	29%
100-5600-51104	Software Licenses	\$ -	\$ -	\$ -	\$ -	\$ 48,230	\$ 58,334	-21%	\$ 68,750	\$ 3,095	95%
100-5600-51200	Vehicle Maintenance	\$ 256	\$ 18	\$ -	\$ 803	\$ 3,250	\$ 470	86%	\$ 3,250	\$ -	100%
100-5600-51201	Vehicle Operating - Fuel	\$ -	\$ -	\$ -	\$ -	\$ 3,250	\$ 2,228	31%	\$ 3,250	\$ 583	82%
100-5600-51202	Building Maintenance	\$ -	\$ 8,531	\$ -	\$ 2,243	\$ 10,000	\$ 10,817	-8%	\$ -	\$ 640	
100-5600-51300	Professional Services	\$ 135,000	\$ 218,750	\$ 227,000	\$ 317,496	\$ 335,700	\$ 435,727	-30%	\$ 130,350	\$ 127,432	2%
100-5600-51301	Insurance - General Liability	\$ 96,684	\$ 80,520	\$ 84,546	\$ 93,830	\$ 100,000	\$ 89,754	10%	\$ 93,300	\$ 107,036	-15%
100-5600-51302	Legal	\$ 96,467	\$ 69,975	\$ 96,476	\$ 40,328	\$ 80,000	\$ 113,746	-42%	\$ 85,000	\$ 42,200	50%
100-5600-51303	Audit	\$ 14,444	\$ 18,410	\$ 21,968	\$ 16,160	\$ 22,200	\$ 25,526	-15%	\$ 20,000	\$ -	100%
100-5600-51304	Board Training/Travel	\$ -	\$ 4,300	\$ -	\$ -	\$ 17,500	\$ 11,587	34%	\$ 17,500	\$ 3,632	79%
100-5600-51305	Accounting (NEW)	\$ -	\$ -	\$ -	\$ -	\$ 80,000	\$ -	0%	\$ 160,000	\$ 35,770	78%
100-5600-52100	Staff Development/Travel	\$ 2,733	\$ 9,931	\$ 6,204	\$ 19,484	\$ 24,200	\$ 26,722	-10%	\$ 29,600	\$ 16,657	44%
100-5600-52102	Utilities	\$ 41,096	\$ 65,295	\$ 45,654	\$ 27,558	\$ 62,175	\$ 48,305	22%	\$ 68,960	\$ 13,222	81%
100-5600-52103	Bank Charges	\$ 344	\$ 1,617	\$ 425	\$ 375	\$ 500	\$ 2,964	-493%	\$ 1,800	\$ 809	55%
100-5600-52104	Payroll Processing	\$ 22,827	\$ 25,068	\$ 25,871	\$ 24,725	\$ 26,400	\$ 28,204	-7%	\$ 30,000	\$ 9,573	68%
100-5600-52105	Government Regulation Fees	\$ 5,919	\$ 5,910	\$ -	\$ 8,301	\$ 8,955	\$ 9,415	-5%	\$ 11,250	\$ 10,367	8%
100-5600-52106	Elections	\$ 10,253	\$ -	\$ 9,399	\$ 7,418	\$ -	\$ -	0%	\$ 9,500	\$ -	100%
100-5600-52107	Other Miscellaneous Expense	\$ -	\$ 8,480	\$ -	\$ 6,441	\$ 1,500	\$ 2,818	-88%	\$ 1,500	\$ 84	94%
100-5600-52108	Membership/Subscriptions	\$ 33,972	\$ 40,112	\$ 57,941	\$ 49,737	\$ 43,320	\$ 39,486	9%	\$ 45,575	\$ 42,305	7%
100-5600-52109	Low-Income Rate Assistance Program	\$ -	\$ -	\$ -	\$ -	\$ 35,000	\$ 14,406	59%	\$ 35,000	\$ 4,231	88%
100-5600-52110	Recruitment (NEW)	\$ -	\$ -	\$ -	\$ -	\$ 2,500	\$ 5,141	-106%	\$ 3,000	\$ 931	69%
100-5600-52111	Publications (NEW)	\$ -	\$ -	\$ -	\$ -	\$ -	\$ -	0%	\$ -	\$ 1,702	
	<b>NON-LABOR EXP</b>	<b>\$ 534,070</b>	<b>\$ 638,395</b>	<b>\$ 701,269</b>	<b>\$ 657,238</b>	<b>\$ 950,955</b>	<b>\$ 969,899</b>	<b>-2%</b>	<b>\$ 862,260</b>	<b>\$ 433,660</b>	<b>50%</b>
updated 11/07/24	<b>TOTAL DEPARTMENT EXPENSES</b>	<b>\$ 1,477,189</b>	<b>\$ 1,693,625</b>	<b>\$ 1,690,895</b>	<b>\$ 1,684,884</b>	<b>\$ 2,062,566</b>	<b>\$ 2,145,614</b>	<b>-4%</b>	<b>\$ 2,173,218</b>	<b>\$ 1,024,683</b>	<b>53%</b>

**ALT WASTEWATER ZONE  
DEPARTMENT 6100  
FY25 BUDGET**

Accounts	EXPENSES:	FY 21-22 Budget	FY 21-22 Actual	FY22-23 Budget	FY 22-23 Actual	FY 23-24 Amended Budget	FY 23-24 Actual As of 6/30/24	% of Budget Remaining	FY 24-25 Adopted	FY 24-25 Actual As of 10/31/24	% of Budget Remaining
200-6100-50100	Salaries	\$ 103,049	\$ 94,610	\$ 80,789	\$ 143,385	\$ 132,360	\$ 148,185	-12%	\$ 168,209	\$ 57,427	66%
200-6100-50102	Overtime	\$ 913	\$ 241	\$ 1,047	\$ 1,019	\$ 1,272	\$ 485	62%	\$ 400	\$ 316	21%
200-6100-50200	Payroll Taxes	\$ 9,377	\$ 7,251	\$ 6,326	\$ 10,843	\$ 12,574	\$ 11,018	12%	\$ 15,980	\$ 4,268	73%
200-6100-50300	Health Insurance	\$ 31,570	\$ 20,124	\$ 20,981	\$ 32,498	\$ 38,850	\$ 36,629	6%	\$ 39,998	\$ 16,696	58%
200-6100-50302	Insurance - Workers Comp.	\$ 2,697	\$ 1,553	\$ 1,088	\$ 1,614	\$ 1,360	\$ 1,756	-29%	\$ 2,435	\$ 506	79%
200-6100-50400	PERS Retirement Expense	\$ 8,129	\$ 8,478	\$ 7,944	\$ 11,936	\$ 9,884	\$ 13,462	-36%	\$ 13,289	\$ 4,988	62%
200-6100-50401	PERS UAL	\$ 13,565	\$ 14,635	\$ 14,634	\$ 15,526	\$ 34,873	\$ 34,873	0%	\$ 45,518	\$ 44,141	3%
	<b>TOTAL WAGES &amp; BENEFITS</b>	<b>\$ 169,300</b>	<b>\$ 146,893</b>	<b>\$ 132,809</b>	<b>\$ 216,821</b>	<b>\$ 231,173</b>	<b>\$ 246,408</b>	<b>-7%</b>	<b>\$ 285,828</b>	<b>\$ 128,342</b>	<b>55%</b>
200-6100-51100	Materials & Supplies	\$ 7,632	\$ 8,231	\$ 5,497	\$ 4,357	\$ 5,800	\$ 6,045	-4%	\$ 5,800	\$ 786	86%
200-6100-51101	Durables/Rentals/Leases	\$ 2,932	\$ 580	\$ 3,107	\$ 578	\$ 1,600	\$ 162	90%	\$ 1,200	\$ -	100%
200-6100-51103	Safety/PPE Supplies	\$ -	\$ -	\$ -	\$ -	\$ 3,500	\$ 2,329	33%	\$ 2,900	\$ 1,098	62%
200-6100-51104	Software/Licenses	\$ -	\$ -	\$ -	\$ -	\$ 1,651	\$ 843	49%	\$ 715	\$ 418	42%
200-6100-51200	Vehicle Maintenance	\$ 2,220	\$ 2,529	\$ 4,788	\$ 1,831	\$ 1,550	\$ 4,187	-170%	\$ 3,900	\$ 1,344	66%
200-6100-51201	Vehicle Operating - Fuel	\$ 6,387	\$ 4,888	\$ 6,770	\$ 4,772	\$ 5,000	\$ 5,279	-6%	\$ 7,000	\$ 1,870	73%
200-6100-51300	Professional Services	\$ 11,012	\$ 24,525	\$ 150,000	\$ 70,496	\$ 99,000	\$ 30,213	69%	\$ 73,500	\$ 4,240	94%
200-6100-51301	Insurance - General Liability	\$ 5,441	\$ 4,374	\$ -	\$ 4,826	\$ 5,309	\$ 5,174	3%	\$ 5,209	\$ 5,768	-11%
200-6100-52100	Staff Development/Training	\$ 315	\$ 59	\$ 333	\$ 1,948	\$ 2,000	\$ 874	56%	\$ 2,669	\$ 1,385	48%
200-6100-52102	Utilities	\$ 14,000	\$ 14,196	\$ 16,492	\$ 19,491	\$ 12,250	\$ 15,915	-30%	\$ 11,500	\$ 3,646	68%
200-6100-52105	Government Regulation Fees	\$ 36,831	\$ 41,049	\$ 34,221	\$ 47,754	\$ 56,250	\$ 51,930	8%	\$ 65,700	\$ 4,143	94%
200-6100-52108	Membership/Subscriptions	\$ -	\$ -	\$ -	\$ -	\$ 500	\$ 296	41%	\$ -	\$ -	0%
200-6100-71100	Capital Expenses	\$ -	\$ -	\$ -	\$ -	\$ 5,000	\$ -	100%	\$ -	\$ -	0%
	<b>NON-LABOR EXP</b>	<b>\$ 86,770</b>	<b>\$ 100,431</b>	<b>\$ 221,208</b>	<b>\$ 156,159</b>	<b>\$ 199,410</b>	<b>\$ 123,326</b>	<b>38%</b>	<b>\$ 180,093</b>	<b>\$ 24,698</b>	<b>86%</b>
updated 11/07/24	<b>TOTAL DEPARTMENT EXPENSES</b>	<b>\$ 256,070</b>	<b>\$ 247,324</b>	<b>\$ 354,017</b>	<b>\$ 372,980</b>	<b>\$ 430,583</b>	<b>\$ 369,734</b>	<b>14%</b>	<b>\$ 465,921</b>	<b>\$ 153,040</b>	<b>67%</b>

CIP Project (Water)	Proj. #	FY 23-24 BUDGET Adopted 6/13/23	FY23-24 Amended CIP Adopted 10/10/23	FY 23-24 Actual As of 6/30/24	FY 24-25 FY 24-25	FY 24-25 Actual as of 10/31/24	FY 25-26	FY 26-27	FY 27-28	Total FY 25-28
<b>Priority 1</b>										
Tunnel Inspection and Lining	800-1	\$ 65,000	\$ 65,000	\$ -	\$ 65,000	\$ -				\$ 65,000
Infrastructure Replacement/HQ Building	2022/2023-INF	\$ 200,000	\$ 200,000	\$ 32,055	\$ 19,000	\$ -	\$ 200,000			\$ 219,000
Distribution Tank Coating	802-1	\$ 275,000	\$ 275,000	\$ -	\$ 175,000	\$ -	\$ 175,000			\$ 350,000
Paving	803-1	\$ 75,000	\$ 50,000	\$ 19,970	\$ 40,000	\$ -	\$ 40,000	\$ 40,000	\$ 40,000	\$ 160,000
Vehicle Replacements	804-1	\$ 250,000	\$ 175,000	\$ 174,406						\$ -
- Dump Truck Less than \$75,000										\$ -
- Utility Truck for 5400 F-450 \$75,000										\$ -
- 1/2 Ton Trucks (3) \$100,000										\$ -
Tracked Barrow (5100-5200)	25-01				\$ 3,000	\$ (3,227)				\$ (227)
Snow Survey Equipment (5100)	25-02				\$ 2,500	\$ -				\$ 2,500
Water Quality Sensors (5300)	25-03				\$ 10,000	\$ (3,711)				\$ 6,289
Vibratory Plate (5400)	25-04				\$ 2,650	\$ (2,519)				\$ 131
Flushing Equipment (5400)	25-05				\$ 3,000	\$ (2,343)				\$ 657
Hydraulic Jack Hammer (5400)	25-06				\$ 3,200	\$ -				\$ 3,200
eCorp (CEQA Compliance) (5600)	25-07				\$ 7,500	\$ (2,541)				\$ 4,959
Bennett (Engineering Consultant) (5600)	25-08				\$ 30,000	\$ (4,386)				\$ 25,614
Vectis (Federal Advocacy) (5600)	25-09				\$ 48,000	\$ (16,000)				\$ 32,000
Zanjero (Grant Writing) (5600)	25-10				\$ 20,000	\$ (4,920)				\$ 15,080
<b>Mosquito Fire Mitigation</b>										\$ -
Road Bank Repair	801-1	\$ -	\$ 15,000	\$ 13,932						\$ -
Erosion Mitigation	805-1	\$ -	\$ 15,500	\$ 4,800						\$ -
Levee Road	807-1	\$ -	\$ 161,000	\$ 180,840						\$ -
Pipe Mitigation	808-1	\$ -	\$ 36,500	\$ 21,412						\$ -
Master Meters	2023-5400-MM	\$ 80,000	\$ -	\$ 87,982						\$ -
<b>Priority 2</b>										
Pump Station Retrofit	806-2	\$ 12,000	\$ 12,000	\$ -	\$ 12,000	\$ -	\$ 12,000	\$ 12,000		\$ 36,000
Repair Safety Walkways	916	\$ 35,000	\$ 2,500	\$ 848	\$ 5,000	\$ -	\$ 5,000	\$ 5,000		\$ 15,000
Treated Water line Replacement	100-CFWLR	\$ 65,000	\$ 65,000	\$ -	\$ 65,000	\$ -	\$ 70,000	\$ 75,000		\$ 210,000
Vehicle Replacements	25-11				\$ 100,000	\$ -	\$ 100,000	\$ 250,000	\$ 250,000	\$ 700,000
Pressure Regulating Valves	F1	\$ 50,000	\$ 20,000	\$ -	\$ 25,000	\$ -	\$ 25,000	\$ 25,000		\$ 75,000
<b>Priority 3</b>										
Annual Canal Lining/Canal Improvements	920	\$ -	\$ 8,000	\$ -			\$ 100,000	\$ 100,000	\$ 100,000	\$ 300,000
Replace Air Release Valves	J1	\$ 10,000	\$ 2,500	\$ 10,667	\$ 10,000	\$ -	\$ 10,000	\$ 10,000		\$ 30,000
VFD Replacement Sweetwater Treatment Plant								\$ 100,000		\$ 100,000
SCADA Upgrades		\$ -	\$ -	\$ -	\$ -		\$ 100,000	\$ 225,000		\$ 325,000
<b>Sub Total</b>		<b>\$ 1,117,000</b>	<b>\$ 1,103,000</b>	<b>\$ 546,911</b>	<b>\$ 645,850</b>	<b>\$ (34,727)</b>	<b>\$ 837,000</b>	<b>\$ 842,000</b>	<b>\$ 390,000</b>	<b>\$ 2,675,203</b>
<b>CIP Project (ZONE)</b>										
Lift Station Upgrade (CDS Reserve)		\$ 150,000	\$ 150,000	\$ -						\$ -
Solar at Lift Station 16	812-23	\$ 50,000	\$ 50,000	\$ -						\$ -
Installation of a Water Line to CDS Field	813-22	\$ 10,000	\$ 10,000	\$ -						\$ -
CDS Carport	25-21				\$ 13,000	\$ -				\$ 13,000
Geopump	25-22				\$ 7,500	\$ -				\$ 7,500
Water Trailer	25-23				\$ 11,000	\$ -				\$ 11,000
Backhoe Attachment or Used Mini Excavator	25-24				\$ 20,000	\$ -				\$ 20,000
<b>Sub Total</b>		<b>\$ 210,000</b>	<b>\$ 210,000</b>	<b>\$ -</b>	<b>\$ 51,500</b>	<b>\$ -</b>	<b>\$ -</b>	<b>\$ -</b>	<b>\$ -</b>	<b>\$ 51,500</b>
<b>TOTAL</b>		<b>\$ 1,327,000</b>	<b>\$ 1,313,000</b>	<b>\$ 546,911</b>	<b>\$ 697,350</b>	<b>\$ (34,727)</b>	<b>\$ 837,000</b>	<b>\$ 842,000</b>	<b>\$ 390,000</b>	<b>\$ 2,726,703</b>

Potential Grant Funded Capital Projects	Proj. #	BUDGET Adopted 6/13/23	Amended CIP Adopted 10/10/23	YTD EXPENDITURE RES	FY 24/25	FY 25/26	FY 26/27	FY 27/28	Total 22-28	
Hydrant Buddy (Valve Exercising) (5300-5400)					\$ 13,000.00				\$ 13,000.00	
GRANT - JPIA Risk grant					\$ (13,000.00)				\$ (13,000.00)	
Annual Canal Lining/Canal Improvements	920	\$ 120,000	\$ 120,000	\$ 60,242	\$ 120,000	\$ -	\$ -	\$ -	\$ 120,000	
GRANT - USBR (AWARDED)		\$ (40,000)	\$ (40,000)	\$ -	\$ (40,000)	\$ -	\$ -	\$ -	\$ (40,000)	
Dredging of Holding Reservoirs and Erosion	815-G	\$ 285,000	\$ 285,000	\$ 81,312	\$ -	\$ 5,600,000	\$ -	\$ -	\$ 5,600,000	
GRANT - FEMA Emergency Funds (AWARDED)		\$ (285,000)	\$ (285,000)	\$ -	\$ -	\$ (1,500,000)	\$ -	\$ -	\$ (1,500,000)	
AMI Meter Infrastructure	2023-5400-AMI	\$ 125,000	\$ 50,000	\$ 25,746	\$ 111,000	\$ -	\$ -	\$ -	\$ 111,000	
GRANT - California State Appropriation		\$ (125,000)	\$ (50,000)	\$ (111,000)	\$ (111,000)	\$ -	\$ -	\$ -	\$ (111,000)	
Infrastructure Generators	817-G	\$ 100,000	\$ 200,000	\$ -	\$ -	\$ 66,953	\$ -	\$ -	\$ 66,953	
GRANT - California State Appropriation		\$ (100,000)	\$ (200,000)	\$ (139,000)	\$ -	\$ -	\$ -	\$ -	\$ -	
Skid Steer w/Masticator	819-G	\$ 162,500	\$ 162,500	\$ 179,207	\$ -	\$ -	\$ -	\$ -	\$ -	
GRANT - CalFire		\$ (162,500)	\$ (162,500)	\$ (149,027)	\$ -	\$ -	\$ -	\$ -	\$ -	
Excavator w/Masticator	819-G	\$ 162,500	\$ 162,500	\$ 133,672	\$ -	\$ -	\$ -	\$ -	\$ -	
GRANT - CalFire		\$ (162,500)	\$ (162,500)	\$ (149,027)	\$ -	\$ -	\$ -	\$ -	\$ -	
Clearing Contract		\$ -	\$ -	\$ 5,116	\$ 920,000	\$ -	\$ -	\$ -	\$ 920,000	
GRANT - CalFire		\$ -	\$ -	\$ -	\$ (920,000)	\$ -	\$ -	\$ -	\$ (920,000)	
Sweetwater Water Treatment 2MG Water Tank		\$ -	\$ -	\$ -	\$ 1,750,000	\$ -	\$ -	\$ -	\$ 1,750,000	
GRANT - Federal Appropriation		\$ -	\$ -	\$ -	\$ (1,250,000)	\$ -	\$ -	\$ -	\$ (1,250,000)	
Upper Canal Pipeline project		\$ -	\$ -	\$ -	\$ 8,900,000	\$ -	\$ -	\$ -	\$ 8,900,000	
USDA Rural Development Grant		\$ -	\$ -	\$ -	\$ (8,900,000)	\$ -	\$ -	\$ -	\$ (8,900,000)	
Canal Pipeline Improvements	818-G	\$ 1,333,333	\$ 1,333,333	\$ 12,243	\$ 1,300,000	\$ -	\$ 1,300,000	\$ 1,300,000	\$ 3,900,000	
GRANT - CalOES HMPG		\$ (1,000,000)	\$ (1,000,000)	\$ -	\$ (1,000,000)	\$ -	\$ (1,000,000)	\$ (1,000,000)	\$ (3,000,000)	
Develop Alternative Water Sources (Onion Creek)	822-G	\$ -	\$ -	\$ -	\$ 1,000,000	\$ -	\$ -	\$ -	\$ 1,000,000	
Alternative Water Sources State Appropriation		\$ -	\$ -	\$ -	\$ (500,000)	\$ -	\$ -	\$ -	\$ (500,000)	
Hydroelectric at Stumpy Meadows Reservoir		\$ -	\$ -	\$ -	\$ 5,000,000	\$ -	\$ -	\$ -	\$ 5,000,000	
Hydroelectric Federal Appropriation		\$ -	\$ -	\$ -	\$ (5,000,000)	\$ -	\$ -	\$ -	\$ (5,000,000)	
Solar on Walton and Sweetwater (Solar)	SOLAR	\$ -	\$ -	\$ -	\$ 2,000,000	\$ -	\$ -	\$ -	\$ 2,000,000	
Solar on Walton and Sweetwater (Batteries)	SOLAR	\$ -	\$ -	\$ -	\$ 2,000,000	\$ -	\$ -	\$ -	\$ 2,000,000	
Community Grant for Energy		\$ -	\$ -	\$ -	\$ (2,670,000)	\$ -	\$ -	\$ -	\$ (2,670,000)	
PPP Loan		\$ -	\$ -	\$ -	\$ (1,333,000)	\$ -	\$ -	\$ -	\$ (1,333,000)	
Develop Alternative Water Sources (Otter Creek)		\$ 85,000	\$ 85,000	\$ -	\$ 100,000	\$ -	\$ -	\$ -	\$ 100,000	
<b>Sub Total</b>		<b>\$ 2,373,333</b>	<b>\$ 2,398,333</b>	<b>\$ 497,538</b>	<b>\$ 23,214,000</b>	<b>\$ -</b>	<b>\$ 6,900,000</b>	<b>\$ 1,300,000</b>	<b>\$ 30,134,953</b>	
<b>CIP Project (GRANT FUNDED ZONE)</b>										
CDS Lift Station Upgrade					\$ 833,000	\$ -			\$ 833,000	
GRANT - Prop 50					\$ (833,000)	\$ -			\$ (833,000)	
Wastewater Treatment Plant								\$ 750,000	\$ 750,000	
<b>ZONE Sub Total</b>		<b>\$ -</b>	<b>\$ -</b>	<b>\$ -</b>	<b>\$ 833,000</b>	<b>\$ -</b>	<b>\$ -</b>	<b>\$ 750,000</b>	<b>\$ 1,583,000</b>	
<b>Grant Total</b>		<b>\$ (1,875,000)</b>	<b>\$ (1,900,000)</b>	<b>\$ (548,054)</b>	<b>\$ (22,570,000)</b>	<b>\$ -</b>	<b>\$ (2,500,000)</b>	<b>\$ (1,000,000)</b>	<b>\$ (24,724,000)</b>	
<b>Total</b>		<b>\$ 498,333</b>	<b>\$ 498,333</b>	<b>\$ (50,516)</b>	<b>\$ 1,477,000</b>	<b>\$ -</b>	<b>\$ 4,400,000</b>	<b>\$ 300,000</b>	<b>\$ 750,000</b>	<b>\$ 6,993,953</b>

**CONSOLIDATED  
EXPENSES**

5100-6100 Accounts	EXPENSES:	FY 21-22 Actual	FY 22-23 Budget	FY 22-23 FYE Actual	AMENDED FY 23-24 Budget	FY 23-24 Actual As of 6/30/24	Adopted FY 24-25 Budget	% increase	FY 24-25 Actual As of 10/31/24	% of Budget Remaining
50100	Salaries	\$ 1,601,545	\$ 1,755,937	\$ 1,699,085	\$ 1,988,327	\$ 1,928,967	\$ 2,197,766	11%	\$ 737,156	66%
50101	Part-time (not on payroll)	\$ 63,082	\$ 20,924	\$ 80,364	\$ 20,000	\$ 18,449	\$ 20,000	0%	\$ 30,732	-54%
50102	Overtime	\$ 102,265	\$ 103,101	\$ 120,038	\$ 121,368	\$ 107,291	\$ 99,300	-18%	\$ 48,443	51%
50103	Standby Pay	\$ 53,800	\$ 54,845	\$ 64,920	\$ 66,140	\$ 60,626	\$ 87,850	33%	\$ 36,975	58%
50103	Automobile Allowance	\$ -	\$ -	\$ 5,089	\$ 7,600	\$ 5,911	\$ 7,600	0%	\$ 2,000	74%
50104	Retiree Benefit	\$ 15,575	\$ 9,973	\$ 13,860	\$ 26,000	\$ 48,371	\$ 52,608	102%	\$ 18,052	66%
50105	Director Stipend	\$ 23,200	\$ 24,360	\$ 24,000	\$ 24,000	\$ 24,000	\$ 24,000	0%	\$ 8,000	67%
50200	Payroll Taxes	\$ 144,639	\$ 158,763	\$ 145,231	\$ 188,167	\$ 158,631	\$ 208,788	11%	\$ 61,453	71%
50300	Health Insurance	\$ 257,808	\$ 425,228	\$ 396,541	\$ 439,925	\$ 459,999	\$ 502,850	14%	\$ 215,744	57%
50302	Insurance - Workers Comp.	\$ 35,269	\$ 45,444	\$ 37,624	\$ 27,896	\$ 111,368	\$ 40,681	46%	\$ 11,858	71%
50400	PERS Retirement Expense	\$ 177,743	\$ 177,917	\$ 159,583	\$ 209,865	\$ 192,030	\$ 217,565	4%	\$ 71,722	67%
50401	PERS UAL	\$ 488,624	\$ 551,337	\$ 507,610	\$ 498,179	\$ 498,179	\$ 650,254	31%	\$ 630,587	3%
50403	Def Comp Retirement Expense	\$ -	\$ -	\$ -	\$ 9,450	\$ 7,272	\$ 10,250	8%	\$ 3,356	67%
	<b>TOTAL WAGES &amp; BENEFITS</b>	<b>\$2,963,550</b>	<b>\$ 3,327,829</b>	<b>\$ 3,253,945</b>	<b>\$ 3,626,917</b>	<b>\$ 3,621,094</b>	<b>\$ 4,119,512</b>	<b>14%</b>	<b>\$1,876,078</b>	<b>54%</b>
51100	Materials & Supplies	\$ 277,493	\$ 303,800	\$ 370,677	\$ 293,750	\$ 263,296	\$ 287,925	-2%	\$ 110,254	62%
51101	Durable Goods/Rentals	\$ 17,142	\$ 39,264	\$ 132,085	\$ 31,475	\$ 24,486	\$ 13,900	-56%	\$ 4,903	65%
51102	Office Supplies	\$ 62,546	\$ 68,832	\$ 28,540	\$ 21,400	\$ 24,424	\$ 23,600	10%	\$ 8,761	63%
51103	Safety/PPE Supplies	\$ -	\$ -	\$ -	\$ 25,600	\$ 21,167	\$ 32,500	27%	\$ 16,788	48%
51104	Software/Licenses	\$ -	\$ -	\$ -	\$ 48,230	\$ 61,101	\$ 70,365	46%	\$ 8,708	88%
51200	Vehicle Maintenance	\$ 39,094	\$ 61,224	\$ 70,027	\$ 56,800	\$ 59,293	\$ 54,325	-4%	\$ 8,351	85%
51201	Vehicle Operating - Fuel	\$ 36,450	\$ 70,870	\$ 101,139	\$ 46,150	\$ 82,621	\$ 104,250	126%	\$ 26,891	74%
51202	Building Maintenance	\$ 23,172	\$ 289	\$ 6,315	\$ 18,750	\$ 15,778	\$ 6,250	-67%	\$ 640	90%
51300	Professional Services	\$ 372,290	\$ 498,884	\$ 581,097	\$ 573,750	\$ 610,522	\$ 328,350	-43%	\$ 156,257	52%
51301	Insurance - General Liability	\$ 84,894	\$ 84,546	\$ 98,656	\$ 100,000	\$ 89,754	\$ 98,509	-1%	\$ 107,036	-9%
51302	Legal	\$ 69,975	\$ 96,476	\$ 156,159	\$ 80,000	\$ 113,746	\$ 85,000	6%	\$ 42,200	50%
51303	Audit	\$ 18,410	\$ 21,968	\$ 16,160	\$ 22,200	\$ 25,526	\$ 20,000	-10%	\$ -	100%
51304	Board Training/Travel				\$ 17,500	\$ 11,587	\$ 17,500	0%	\$ 3,632	79%
51305	Accounting (NEW)				\$ -	\$ -	\$ 160,000	100%	\$ 35,770	78%
52100	Staff Development/Training/Travel	\$ 10,765	\$ 11,374	\$ 25,542	\$ 32,700	\$ 29,639	\$ 38,769	19%	\$ 18,636	52%
52102	Utilities	\$ 331,278	\$ 329,514	\$ 309,893	\$ 321,425	\$ 357,288	\$ 414,210	29%	\$ 130,336	69%
52103	Bank Charges	\$ 1,617	\$ 425	\$ 375	\$ 500	\$ 2,964	\$ 1,800	260%	\$ 809	55%
52104	Payroll Processing Fees	\$ 25,068	\$ 25,871	\$ 24,725	\$ 26,400	\$ 28,204	\$ 30,000	14%	\$ 9,573	68%
52105	Government Regulation Fees	\$ 236,021	\$ 157,652	\$ 180,503	\$ 232,055	\$ 128,583	\$ 243,700	5%	\$ 97,268	60%
52106	Elections	\$ -	\$ 9,399	\$ 7,418	\$ -	\$ -	\$ 9,500	35%	\$ -	100%
52107	Other Misc. Expenses	\$ 8,480	\$ -	\$ 6,441	\$ 1,500	\$ 2,818	\$ 1,500	0%	\$ 84	94%
52108	Membership/Subscriptions	\$ 40,072	\$ 59,105	\$ 50,348	\$ 43,720	\$ 39,686	\$ 45,975	5%	\$ 42,305	8%
52109	Low-Income Rate Assistance Prog.	\$ 15,702	\$ 35,000	\$ 15,208	\$ 35,000	\$ 14,406	\$ 35,000	0%	\$ 4,231	88%
52110	Recruitment (NEW)				\$ 2,500	\$ 5,141	\$ 3,000	20%	\$ 931	69%
52111	Publications (NEW)	\$ -	\$ -	\$ -	\$ -	\$ -	\$ -		\$ 1,702	
	<b>NON-LABOR EXP</b>	<b>\$1,670,470</b>	<b>\$ 1,874,493</b>	<b>\$ 2,181,308</b>	<b>\$ 2,031,405</b>	<b>\$ 2,012,030</b>	<b>\$ 2,125,928</b>	<b>5%</b>	<b>\$ 836,066</b>	<b>61%</b>
updated 11/07/24	<b>TOTAL DEPARTMENT EXPENSES</b>	<b>\$4,634,020</b>	<b>\$ 5,202,322</b>	<b>\$ 5,435,253</b>	<b>\$ 5,658,322</b>	<b>\$ 5,633,124</b>	<b>\$ 6,245,440</b>	<b>10%</b>	<b>\$2,712,144</b>	<b>57%</b>



**DRAFT FISCAL YEAR 2024-2025 BUDGET**

Description	FY 17-18 Actual	FY 18-19 Actual	FY 19-20 Actual	FY 20-21 Actual	FY 21-22 Actual	FY 22-23 Actual	FY 23-24 Amended	FY 23-24 Actual As of 6/30/24	FY 24-25 Adopted Budget	% Change	FY 24-25 Actual As of 10/31/24
<b>OPERATING EXPENSES WATER</b>											
Source of Supply (5100)	\$ 479,341	\$ 352,468	\$ 296,866	\$ 377,070	\$ 419,520	\$ 725,997	\$ 666,717	\$ 555,901	\$725,812	9%	\$ 166,586
Trans & Dist Raw Water (5200)	\$ 694,531	\$ 689,151	\$ 734,568	\$ 766,903	\$ 808,007	\$ 679,413	\$ 668,546	\$ 586,636	\$721,139	8%	\$ 332,472
Water Treatment (5300)	\$ 603,755	\$ 672,713	\$ 787,821	\$ 723,918	\$ 776,534	\$ 754,994	\$ 852,522	\$ 901,632	\$949,075	11%	\$ 412,670
Trans & Dist Treated Water (5400)	\$ 703,764	\$ 827,030	\$ 770,081	\$ 953,445	\$ 937,803	\$ 1,077,758	\$ 1,143,549	\$ 1,116,794	\$1,210,275	6%	\$ 512,880
Customer Service (5500) inactive for FY24	\$ 217,877	\$ 215,433	\$ 214,409	\$ 236,720	\$ 302,298	\$ 204,818	\$ -	\$ -	\$ -		\$ -
Admin & Customer Service (5600)	\$ 1,087,332	\$ 1,519,128	\$ 1,452,342	\$ 1,375,671	\$ 1,143,324	\$ 1,684,884	\$ 2,062,566	\$ 2,145,614	\$2,173,218	5%	\$ 1,024,683
<b>Total Operating Expenses (WATER)</b>	<b>\$ 3,786,600</b>	<b>\$ 4,275,923</b>	<b>\$ 4,256,087</b>	<b>\$ 4,433,727</b>	<b>\$ 4,387,486</b>	<b>\$ 5,127,864</b>	<b>\$ 5,393,900</b>	<b>\$ 5,306,577</b>	<b>\$5,779,519</b>	<b>7%</b>	<b>\$ 2,449,291</b>
<b>OPERATING EXPENSES ZONE</b>											
On-Site Wastewater Disposal Zone (6100)	\$ 306,930	\$ 268,009	\$ 202,919	\$ 221,666	\$ 265,116	\$ 372,980	\$ 430,583	\$ 369,734	\$465,921	8%	\$ 153,040
<b>Total Operating Expenses</b>	<b>\$ 4,093,530</b>	<b>\$ 4,543,932</b>	<b>\$ 4,459,006</b>	<b>\$ 4,655,393</b>	<b>\$ 4,652,602</b>	<b>\$ 5,500,844</b>	<b>\$ 5,824,483</b>	<b>\$ 5,676,311</b>	<b>\$6,245,440</b>	<b>7%</b>	<b>\$ 2,602,331</b>
<b>CAPITAL IMPROVEMENT PLAN (CIP)</b>	<b>\$ 11,682,810</b>	<b>\$ 7,816,272</b>	<b>\$ 3,084,123</b>	<b>\$ 3,190,400</b>	<b>\$ 1,151,000</b>	<b>\$ 758,540</b>	<b>\$ 1,313,000</b>	<b>\$ 546,911</b>	<b>\$697,350</b>	<b>-47%</b>	<b>\$ 34,727</b>
<b>NON-OPERATING EXPENSES</b>											
SWRCB loan pymt (Fund 112)	\$ 15,770	\$ 106,728	\$ 555,899	\$ 587,357	\$ 587,357	\$ 587,357		\$ 460,637	\$587,357		\$ -
GASB 68 pension expense (50402) (1)	\$ -	\$ -	\$ -	\$ -	\$ 1,925,358	\$ 1,834,498		\$ 614,816			
GASB 75 OPEB Liability (2)	\$ -	\$ -	\$ -	\$ 1,440,554	\$ 1,594,921	\$ 1,334,027		\$ 2,116,310			

(1) GASB 68 requires that pension expense be reported using a new method that presents service (normal) cost and other basic expenses (for example the cost of administering the pension plan), as well as amounts recognized each year for deferred inflows of resources (which reduce the pension expense) and deferred outflows of resources (which increase the pension expense).

(2) Government Accounting Standards Board Statement No. 75 (GASB 75) is an accounting and financial reporting requirement for employers to measure and report the cost and liabilities associated with other postemployment benefits (OPEB), which do not include pensions. This statement replaces GASB 45.

updated 11/07/24

GDPUD FUND SUMMARY				
Fiscal Year 2023-2024				
FUND	APPROVED/AMMENDED BUDGET 2023-2024	ACTUAL REVENUE 2023-2024 as of 6/30/24	FY 23-24 Actual As of 6/30/24	POOLED CASH BALANCES as of 6/30/24
Local Agency Investment Fund (LAIF)				\$29,256.18
EDSB - Money Market Savings Account				\$281,858.20
EDSB - Business Checking Account				\$36,512.36
Investment Securities				\$7,825,500.94
U.S. Bank Safekeeping				\$4,813.84
CA Class investment Pool				\$1,626,773.57
<b>TOTAL CASH ON HAND</b>				<b>\$9,804,715.09</b>
FUND	APPROVED BUDGET 2023-2024	ACTUAL REVENUE 2023-2024	ACTUAL EXPENSES 2023-2024	
<b>100 - GENERAL FUND</b>				
<b>REVENUE</b>				
Water Operating Revenue	\$3,504,772	\$3,613,749		
Non-Operating Revenue	\$2,330,000	\$2,457,292		
Supplemental Charge (restricted)	\$653,000	\$662,713		
<b>Subtotal Water Revenue</b>	<b>\$6,487,772</b>	<b>\$6,733,754</b>		
<b>200 - ALT ZONE FUND</b>				
<b>REVENUE</b>				
Zone Charges	\$185,000	\$207,652		
Escrow Fees	\$12,000	\$12,816		
Septic Design Fee	\$3,500	\$820		
Interest Income	\$10,000	\$3,655		
<b>Subtotal Zone (wastewater) Revenue</b>	<b>\$210,500</b>	<b>\$224,943</b>		
<b>EXPENSES</b>				
5100	\$658,467		\$555,901	
5200	\$666,796		\$586,636	
5300	\$832,147		\$901,632	
5400	\$1,133,099		\$1,116,794	
5600	\$2,062,566		\$2,145,614	
<b>Total Water Expenses</b>	<b>\$5,353,075</b>		<b>\$5,306,577</b>	
6100	\$425,083		\$369,734	
<b>Subtotal ALT Zone Fund</b>	<b>\$425,083</b>		<b>\$369,734</b>	
<b>Subtotal Dept Expenses</b>	<b>\$5,778,158</b>		<b>\$5,676,311</b>	<b>\$80,489</b>
<b>Grand Total Revenues &amp; Expenses</b>		<b>(\$6,958,697)</b>	<b>\$5,676,311</b>	<b>(\$1,282,386)</b>
<b>UNRESTRICTED RESERVE FUND BALANCES</b>				
100 - WATER FUND	\$ -	\$ -	\$698,533	(\$731,067)
101 - RETIREE HEALTH	\$ -	\$ -	(\$3,627)	(\$333,978)
102 - SMUD FUND	(\$110,000)	(\$134,256)	0	(\$936,333)
103 - HYDROELECTRIC FUND	\$ -	(\$48,050)	0	(\$986,731)
110 - CAPITAL REPLACEMENT	NO ACTIVITY SINCE TYLER CONVERSION			(\$31,171)
111 - CAPITAL RESERVE (CIP)	\$ -	\$ -	\$589,384	(\$1,984,711)
121 - STUMPY MEADOWS RESERVE (SMER)	\$ -	\$ -	0	(\$1,096,925)
<b>Total Unrestricted Reserve Funds</b>		<b>(\$180,325)</b>	<b>\$1,284,290</b>	<b>(\$6,100,916)</b>
<b>RESTRICTED FUNDS</b>				
112 - SWTP Capital Reserve		(\$295,154)	\$ -	(\$869,511)
113 - CABY GRANT	NO ACTIVITY SINCE TYLER CONVERSION			(\$39,067)
114 - EPA GRANT SWEET WATER PLANT	NO ACTIVITY SINCE TYLER CONVERSION			(\$90,530)
120 - STATE REVOLVING FUND (Lake Walton)		\$ -	\$93,477	(\$1,051,085)
200 - ZONE FUND		(\$237,286)	\$393,056	(\$562,570)
210 - CDS RESERVE	NO ACTIVITY SINCE FY22			(\$167,245)
211 - CDS M&O	NO ACTIVITY SINCE TYLER CONVERSION			(\$42,041)
400 - CAPITAL FACILITY CHARGES		(\$2,097)	\$ -	(\$531,566)
401 - WATER DEVELOPMENT	NO ACTIVITY SINCE TYLER CONVERSION			(\$421,587)
500 - STEWART MINE		(\$2,831)	\$ -	\$41,748
501 - GARDEN VALLEY WATER IMPR. DIST.	NO ACTIVITY SINCE TYLER CONVERSION			(\$77,124)
502 - KELSEY NORTH		(\$6,891)	\$ -	\$131,198
503 - BAYNE ROAD BEND (inactive)	NO ACTIVITY SINCE TYLER CONVERSION			\$ -
504 - KELSEY SOUTH (inactive)	NO ACTIVITY SINCE TYLER CONVERSION			\$ -
505 - PILOT HILL NORTH (inactive)	NO ACTIVITY SINCE TYLER CONVERSION			\$ -
506 - PILOT HILL SOUTH (inactive)	NO ACTIVITY SINCE TYLER CONVERSION			\$ -
<b>Total Restricted Funds</b>		<b>(\$544,259)</b>	<b>\$486,532</b>	<b>(\$3,679,380)</b>

GDPUD REVENUE BUDGET								
Description	FY 19-20 Actual	FY 20-21 Actual	FY 21-22 Actual	FYE 22-23 Actual	FY 23-24 Amended Budget	FY 23-24 Actual As of 6/30/24	FY 24-25 Proposed Adopted	FY 24-25 Actual As of 10/31/24
<b>WATER OPERATING REVENUE</b>								
<b>WATER SALES</b>								
100-0000-40102	Residential Sales	\$ 2,411,551	\$ 3,139,700	\$ 2,873,804	\$ 3,003,257	\$ 3,000,000	\$ 2,916,189	\$1,154,169
100-0000-40103	Irrigation Sales - Raw water	\$ 416,369	\$ 395,020	\$ 388,465	\$ 326,333	\$ 436,772	\$ 620,988	\$74,702
100-0000-40104	Commercial Sales (4)	\$ 315,497	\$ 100,018	\$ 94,169	\$ 103,662	\$ -	\$ 68,614	\$41,416
100-0000-40109	Landscape (treated water used as irrigation) (4)	\$ 70,553	\$ 93,572	\$ 82,070	\$ 69,269	\$ -	\$ 74,138	\$51,831
100-0000-40110	Multi-Family Residential (4)	\$ 21,632	\$ 24,423	\$ 20,867	\$ 22,607	\$ -	\$ 15,932	\$8,843
100-0000-40111	Institution/Government (4)	\$ 132,655	\$ 162,075	\$ 170,158	\$ 168,065	\$ -	\$ 105,156	\$72,613
100-0000-41200	Penalties	\$ 50,625	\$ 600	\$ 200	\$ 63,511	\$ 68,000	\$ 76,572	\$27,644
	Capital Facility Charges (Fund 400 - Restricted)	\$ 2,300	\$ 20,700	\$ 76,084	\$ 19,826	\$ -		
	<b>Sub-Total</b>	<b>\$ 3,196,342</b>	<b>\$ 3,556,020</b>	<b>\$ 3,338,553</b>	<b>\$ 3,412,927</b>	<b>\$ 3,504,772</b>	<b>\$3,613,749</b>	<b>\$1,431,218</b>
<b>NON OPERATING REVENUE</b>								
100-0000-40105	Property Taxes	\$ 1,657,978	\$ 1,769,095	\$ 1,867,047	\$ 2,010,456	\$ 2,000,000	\$ 2,022,437	-\$4,231
100-0000-40107	Leases	\$ 108,770	\$ 101,929	\$ 101,177	\$ 107,437	\$ 80,000	\$ 88,152	\$28,276
100-0000-41100	Interest Income	\$ 75,443	\$ 92,402	\$ 10,379	\$ 13,899	\$ 250,000	\$ 146,746	\$49,303
100-0000-41300	New Meter Materials & Labor Charges		\$ 1,320	\$ 6,478	\$ 13,433	\$ -	\$ 1,854	\$0
100-0000-41301	Construction Meter Rental				\$ 37,328	\$ -	\$ 1,116	\$6,284
100-0000-41302	Installation Fee	\$ 4,172	\$ 9,697	\$ 13,559	\$ 45,381	\$ -	\$ 15,650	\$5,953
100-0000-42102	Grants (2)					\$ -	\$ 1,000	\$0
100-0000-42200	Sale of Assets	\$ 1,605	\$ 3,500	\$ -	\$ 43,264	\$ -	\$ 4,993	\$0
102-0000-40106	SMUD	\$ 108,515	\$ 116,443	\$ -	\$ 241,297	\$ 110,000	\$ 133,294	\$138,781
103-0000-40107	Hydro	\$ 60,000		\$ 55,574	\$ 36,486	\$ 55,000	\$ 42,050	\$28,501
	<b>Sub-total Non-Operating</b>	<b>\$ 2,012,311</b>	<b>\$ 2,084,689</b>	<b>\$ 2,040,655</b>	<b>\$ 2,503,600</b>	<b>\$ 2,495,000</b>	<b>\$ 2,457,292</b>	<b>\$252,867</b>
	<b>TOTAL WATER REVENUE</b>	<b>\$ 5,208,653</b>	<b>\$ 5,640,709</b>	<b>\$ 5,379,208</b>	<b>\$ 5,916,527</b>	<b>\$ 5,999,772</b>	<b>\$ 6,071,041</b>	<b>\$1,684,085</b>
<b>WASTEWATER OPERATING REVENUE</b>								
200-0000-40200	Zone Charges	\$ 313,372	\$ 196,169	\$ 185,883	\$ 208,708	\$ 185,000	\$ 207,652	\$68,925
200-0000-40201	Escrow Fees	\$ 28,000	\$ 24,020	\$ 22,100	\$ 14,079	\$ 12,000	\$ 12,816	\$5,460
200-0000-41301	Septic Design Fees	\$ 3,000	\$ 5,940	\$ 3,280	\$ 3,280	\$ 3,500	\$ 820	\$0
200-0000-41100	Interest Income	\$ 16,894	\$ 4,366	\$ 2,234	\$ 18,511	\$ 10,000	\$ 3,655	\$0
	Other		\$ 4,100	\$ 3,000	\$ -	\$ -		
	<b>Total Wastewater Revenue</b>	<b>\$ 361,266</b>	<b>\$ 234,595</b>	<b>\$ 216,497</b>	<b>\$ 244,578</b>	<b>\$ 210,500</b>	<b>\$ 224,943</b>	<b>\$74,385</b>
	<b>TOTAL REVENUE</b>	<b>\$ 6,181,452</b>	<b>\$ 6,120,851</b>	<b>\$ 6,453,923</b>	<b>\$ 6,161,105</b>	<b>\$ 6,210,272</b>	<b>\$ 6,295,984</b>	<b>\$1,758,470</b>
112-0000-40104	Supplemental Charge (restricted) (1)	\$ 660,026	\$ 662,210	\$ 663,592	\$ 665,137	\$ 653,000	\$ 662,713	\$219,390
111-0000-42102	Grants (3)	\$ -	\$ 119,514	\$ 119,514	\$ 567,607	\$ 3,200,000	\$ 563,066	\$0
	<b>Total with Grants &amp; Supplemental Charge</b>	<b>\$ 6,841,478</b>	<b>\$ 6,902,575</b>	<b>\$ 7,237,029</b>	<b>\$ 7,393,849</b>	<b>\$ 10,063,272</b>	<b>\$ 7,521,763</b>	<b>\$1,977,860</b>

(1) - Supplemental Charge revenue can only be used to fund State Revolving Fund Loan

(2) - Grants (fund 100)

(3) - Grants (Restricted to CIP projects fund 111)

(4) - All treated water sales previously included in Residential Sales, broken out by type of use (submitted quarterly to the Dept. of Water Resources)

2025 GDPUD Finance Committee Meeting Calendar	
January	Thursday, 23 (Tentative - Audit)
February	Thursday, 27 (Optional)
March	Thursday, 27 (Required – Budget Workshop)
April	Thursday, 24 (Required - Budget Workshop)
May	Thursday, 22 (Required - Budget Workshop with Board)
June	Recess
July	Thursday 24 (Tentative)
August	Recess
September	Thursday, 25 (Tentative)
October	Thursday, 23 (Required - Budget Review)
November	Winter Recess
December	Winter Recess

\*The GDPUD Finance Committee meets the 4<sup>th</sup> Thursday of the month at 3:00 p.m.