

**AGENDA
REGULAR MEETING
OF THE BOARD OF DIRECTORS OF THE
GEORGETOWN DIVIDE PUBLIC UTILITY DISTRICT**

6425 Main Street,
Georgetown, California 95634

**THURSDAY, SEPTEMBER 5, 2024
2:00 P. M.**

BOARD OF DIRECTORS

Mitch MacDonald, President

Donna Seaman, Vice President

Mike Thornbrough, Treasurer

Michael Saunders, Director

Robert Stovall, Director

MISSION STATEMENT

It is the purpose of the Georgetown Divide Public Utility District to:

- Provide reliable water supplies.
- Ensure high-quality drinking water.
- Promote stewardship to protect community resources, public health, and quality of life.
- Provide excellent and responsive customer services through dedicated and valued staff.
- Ensure fiscal responsibility and accountability are observed by balancing immediate and long-term needs.

NOTICE: This meeting will be held in person in the Board room of the Georgetown Divide Public Utility District office, located at 6425 Main Street in Georgetown. This meeting will be open to all members of the public. The public may also choose to observe via video conference at:

<https://us02web.zoom.us/j/81476655076?pwd=UIZJNEw4eVZ1STJNTHZ5TXFiNGp3Zz09>

Meeting ID: **814 7665 5076** and Passcode: **982328** or via teleconference by calling **1-669-900-6833**, Please note that any person attending via teleconference will be sharing the phone number from which they call with the Board and the public.

1. CALL TO ORDER, ROLL CALL, AND PLEDGE OF ALLEGIANCE

2. ADOPTION OF AGENDA

3. PUBLIC FORUM (Please review the below criteria before participating in the public forum.)

Pursuant to the Government Code Section 54954.3 (The Brown Act), members of the public shall be afforded the opportunity to speak on any agenda item. The Board President will call for public comment. Those wishing to address the Board on a matter that is not on the agenda, and within the jurisdictional authority of the District, may do so during the Public Forum. Follow the procedures for speaking:

- A. Public members desiring to provide comments, must raise their hand and wait to be recognized by the Board President, speak from the podium, and begin by stating their name.
- B. If participating via teleconference, please utilize the raise your hand feature. The President will call upon you by addressing you by the name or phone number indicated.
- C. Comments must be directed only to the Board.
- D. Disruptive conduct shall not be permitted at any Board meeting. Persistence in disruptive conduct shall be grounds for summary termination of the privilege to address the Board of Directors.
- E. There is a three (3)–minute time limit per speaker and/or 15 minutes in total.
- F. The Board is not permitted to take action on items addressed under the Public Forum.
- G. The Board President is responsible for maintaining an orderly meeting.

4. CONSENT CALENDAR

A. Approval of Minutes

- August 1, 2024, Regular Meeting
- August 13, 2024, Town Hall
- August 14, 2024, Town Hall
- August 15, 2024, Town Hall

B. Approval of Surplus List Additions

5. OFFICE/FINANCE MANAGER’S REPORT

- Financial Reports
- Investment Report
- Grant Report

6. INFORMATIONAL ITEMS

A. Board Reports

B. Operation Manager’s Report

- Monthly Water Demand Assessment

C. Water Resources Manager’s Report

D. General Manager’s Report

7. COMMITTEES

A. Irrigation Committee – Ray Griffiths, Chairman – Next September 17, 2024

- **Board Liaisons:** Directors Seaman and Thornbrough

B. Finance Committee – Andy Fisher, Chairman - Next September 26, 2024

- **Board Liaisons:** Directors MacDonald and Stovall

C. Ad-Hoc Labor Negotiations Committee- Meetings held as necessary.

- **Board Liaisons:** Directors Thornbrough and MacDonald

D. Ad-Hoc Strategic Planning Committee- Meetings held as necessary.

- **Board Liaisons:** Directors Seaman and Stovall

8. ACTION ITEMS

A. Receive Legislative Update and Develop District Positions

- **Possible Action-** Discuss and establish District positions on the presented legislation.

B. Review and Discuss the Cost of Service and Water and Wastewater Rate Analysis, Receive Community Input, and Provide Direction

- **Possible Action-** Discuss and provide feedback on the Cost of Service and Rate Analysis.

C. Consider the Adopted Fiscal Year 2024-25 Operating Budget and Capital Improvement Plan (CIP) Discussion with CIP Adjustments

- **Possible Action-** Discuss the FY 2024-25 Budget and CIP providing direction.

D. Consider Annual Year-End Zero out of the Fiscal Year 2023-24 Capital Improvements Plan Remaining Balances

- **Possible Action-** Adopt Resolution 2024-XX Amending the Fiscal Year 2023-24 Capital Improvement Plan to a zero balance.

E. Consider Implementing an Ad Hoc Committee to Review and Update Board Member Reimbursement Related Policies and Approve ACWA Conference Related Expenses

- **Possible Action-** Approve an Ad Hoc Committee and travel-related expenses incurred for recent attendance at the ACWA Conference Fiscal Year 2023-24.

9. PUBLIC HEARING

A. Ordinance 2024-03 Establishing Backflow Requirements

- **Possible Action-** Ordinance 2024-03, reading, receive public comment and adoption.
-

10. CLOSED SESSION

A. Public Employee Performance Evaluation (Gov Code § 54957)

Title: General Manager

B. Conference with Labor Negotiators (Gov. Code § 54957.6)

Agency Designated Representative: President MacDonald

Unrepresented Employee: General Manager

C. Conference with Legal Counsel-Existing Litigation (Gov. Code § 54956.9(d)(1))

Name of Case: GDPUD v. PG&E

D. Conference with Legal Counsel-Existing Litigation (Gov. Code § 54956.9(d)(1))

Name of Case: Local 1 v. GDPUD, Unfair Practice Charge No. SA-CE-1266-M

E. Conference with Legal Counsel-Anticipated Litigation

Initiation of litigation pursuant Section 54956.9(d)(4): 1 case

F. Conference with Labor Negotiators (Gov. Code § 54957.6)

Agency Designated Representative: General Manager Schneider

Employee Organizations: Local 1

G. REPORT OUT OF CLOSED SESSION


11. BOARD MEMBER REQUESTS FOR ADDITIONS TO FUTURE MEETING AGENDAS

A. Opportunity for Board members to discuss and provide input for future meetings.

12. NEXT MEETING DATE AND ADJOURNMENT

A. The next Regular Meeting will be October 3, 2024, at 2:00 PM., at the Georgetown Divide Public Utility District, 6425 Main Street, Georgetown, California 95634.

In accordance with Government Code Section 54954.2(a), this agenda was posted on the District's bulletin board at the Georgetown Divide Public Utility District office, at 6425 Main Street, Georgetown, California, on August 30, 2024.



Nicholas Schneider, General Manager

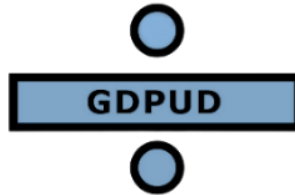
8-30-24

Date

In compliance with the Americans with Disabilities Act, if you are a disabled person and you need a disability-related modification or accommodation to participate in this meeting, contact the District Office by telephone at 530-333-4356 or by fax at 530-333-9442. Requests must be made as early as possible and at least one full business day before the start of the meeting.

Public documents related to an item on the open session portion of this agenda, which are distributed to the Board less than 72 hours prior to the meeting, shall be available for public inspection at the office of the Georgetown Divide Public Utility District, 6425 Main Street, Georgetown, California 95634, and at the time of the meeting.

Unless otherwise noted below, Board actions include a determination they are not a "Project" under Section 15378 under the California Environmental Quality Act (CEQA) Guidelines.



**MINUTES
REGULAR MEETING
OF THE BOARD OF DIRECTORS OF THE
GEORGETOWN DIVIDE PUBLIC UTILITY DISTRICT**

6425 Main Street,
Georgetown, California 95634

**THURSDAY, August 1, 2024
2:00 P. M.**

BOARD OF DIRECTORS

Mitch MacDonald, President
Donna Seaman, Vice President Mike Thornbrough, Treasurer
Michael Saunders, Director Robert Stovall, Director

PRESENTING STAFF

Nicholas Schneider, General Manager Jessica Buckle, Office/Finance Manager
Adam Brown, Operations Manager Alexis Elliott, Water Resource Manager
Frank Splendorio, Legal Counsel

MISSION STATEMENT

It is the purpose of the Georgetown Divide Public Utility District to:

- Provide reliable water supplies.
 - Ensure high-quality drinking water.
 - Promote stewardship to protect community resources, public health, and quality of life.
 - Provide excellent and responsive customer services through dedicated and valued staff.
 - Ensure fiscal responsibility and accountability are observed by balancing immediate and long-term needs.
-

A full record of this meeting is available on the District channel;

<https://youtube.com/live/UUY61hDNyCs>

1. CALL TO ORDER, ROLL CALL, AND PLEDGE OF ALLEGIANCE

President MacDonald called the meeting to order at 2:03 p.m.

Roll Call:

Present: Saunders, Stovall, Seaman, Thornbrough, and MacDonald

Absent: None

Director Stovall led the Pledge of Allegiance.

2. ADOPTION OF AGENDA

Public Comment:

No comments were received

Director Stovall motioned to adopt the Agenda. Director Thornbrough seconded the motion.

President MacDonald called for the vote:

Ayes: Saunders, Stovall, Thornbrough, Seaman, and MacDonald

Nays: None

The motion passed **unanimously**.

3. PUBLIC FORUM

Cherie Carlyon

4. CONSENT CALENDAR

A. Approval of Minutes

- July 9, 2024 Water Transfer Town Hall Special Meeting
- July 10, 2024 Special Board Meeting

B. Consider Dissolution of the Ad Hoc Grant Support Committee

C. Recieve the Irrigation Ordinance Public Outreach Educational Campaign

Director Seaman requested that item 4. C. the Irrigation Outreach Material, be pulled for discussion to ensure that each Director has been able to receive the materials.

Public Comment:

No comments were received.

Director Saunders motioned to adopt the Consent Calendar items A and B. Director Stovall seconded the motion.

President MacDonald called for the vote:

Ayes: Saunders, Stovall, Thornbrough, Seaman, and MacDonald

Nays: None

The motion passed **unanimously**.

D. Irrigation Public Outreach Educational Campaign

Public Comment:

No public comments were received

Recess was taken at 2:15 to 2:19 p.m.

Director Seaman motioned to adopt item 4. C. Irrigation Educational Campaign. Director Thornbrough seconded the motion.

President MacDonald called for the vote:

Ayes: Saunders, Stovall, Thornbrough, Seaman, and MacDonald

Nays: None

The motion passed **unanimously**.

5. OFFICE/FINANCE MANAGER'S REPORT

- Financial Reports
- Investment Report

Director Saunders requested that should the Low Income Rate Assistance (LIRA) bill pass a regular report regarding this item may need inclusion in the Office Finance Manager's monthly reporting.

Public Comment:

Cherie Carlyon

6. INFORMATIONAL ITEMS

A. Board Reports

Director Saunders reviewed his report. The Regional Water Authority Board continues to work on the Super Shed development which will replace the interregional water management piece currently in place. The Association of California Water Agencies (ACWA) Board of Directors is presently engaged in a strategic planning process. Water transfer challenges and developments were examined as were groundwater recharge processes.

Director Thornbrough had nothing to report.

Director Stovall had no new developments to report.

Director Seaman had nothing to report.

Director MacDonald had no new developments to report.

- **Proclamation Award to Gloria Omania for Meritorious Service to the District**

President MacDonald presented Ms. Omania with the proclamation and recognized her accomplishments and contributions to the District. The Directors shared their experiences working with Ms. Omania and recognized her work which has been instrumental in positioning the District for future success.

B. Operation Manager's Report

- Monthly Water Demand Assessment

The Stumpy Meadows Reservoir is at 94% of capacity. In June more treated water was used than in the previous year, 2023. The staff recently completed a confined space training program.

C. Water Resources Manager's Report

There were 154 routine and, 3 escrow inspections completed over the past month. Temperature predictions are trending warmer. El Nina patterns are predicted for the approaching winter with the possibility of early-season snowfall.

D. General Manager's Report

General Manager Nicholas Schneider shared a good news update Water Resources Development Act (WRDA) has passed the House of Representatives, a major hurdle, to receiving funding. This is good progress on the \$20.5 million request to explore water supply reliability and development. The District is currently working with the Environmental Protection Agency (EPA) on the federal appropriations project for the Sweetwater Water Fire Resiliency Storage Tank.

Public Comment:

Steven Dowd

Cherie Carlyon

7. COMMITTEES

A. Irrigation Committee – Ray Griffiths, Chairman – Next Meeting August 20, 2024

Director Seaman shared that the Committee reviewed the campaign materials which were referred to the Board of Directors for approval.

B. Finance Committee – Andy Fisher, Chairman - Next Meeting August 22, 2024
There was no meeting last month.

C. Ad-Hoc Labor Negotiations Committee- Meetings held as necessary.
No report was available to deliver.

D. Ad-Hoc Strategic Planning Committee- Meetings held as necessary.
The first meeting will occur during August.

Public Comment:
Steve Dowd

8. ACTION ITEMS

A. Receive Legislative Update and Develop District Positions

Director Saunders the District Legislative Liaison reviewed recent legislative developments. Regarding SB 1255 there are currently bill language amendments occurring. The District is part of a coalition regarding this legislation and should the coalition change its stance the Liaison requested the flexibility to move the stance to neutral. Regarding HR 8812 a recommended position of support was requested of the Board.

Public Comment:
Cherie Carlyon

Director Saunders motioned to accept the recommended District positions allowing flexibility for SB 1255 to be neutral if the coalition moves in that direction and HR 8812 support position to the federal lobbyists in support. Director Stovall seconded the motion

President MacDonald called for the vote:

Ayes: Saunders, Stovall, Thornbrough, Seaman, and MacDonald

Nays: None

The motion passed **unanimously.**

B. Consider the Award of Contract and Authorization of Professional Services Agreement with Brierley Associates for Tunnel Inspection Services in an Amount not to Exceed \$127,592, plus a contingency of 10%.

General Manager Nicholas Schneider presented the contract award consideration. The benefits of Brierley were discussed. Brierley and Associates provided a well-developed safety plan and also has the ability to utilize ground penetrating radar garnering results that encompass the most comprehensive infrastructure component evaluations proposed. Staff determination was that they provide the best value to the District.

Public Comment:

Cherie Carlyon
Steve Dowd

Director Saunders motioned to approve the contract award to Brierley Associates for Tunnel Inspection Services project in an amount not to exceed \$127,592 plus a contingency of 10% and move forward with a budget amendment. Director Thornbrough seconded the motion.

President MacDonald called for the vote:

Ayes: Saunders, Stovall, Thornbrough, Seaman, and MacDonald

Nays: None

The motion passed **unanimously.**

C. Consider Establishing Checking and Savings Accounts at River City Bank and Close the District Account at El Dorado Savings Bank

This would essentially serve as a high-yield account and provide the District additional funding in investment returns. This banking option will enable most processes to be completed on-site as it is more technologically advanced.

Public Comment:

Cherie Carlyon
Steven Dowd

Director Stovall motioned to establish checking and savings accounts at River City Bank and close the District account at the El Dorado Savings Bank. Director Saunders seconded the motion.

President MacDonald called for the vote:

Ayes: Saunders, Stovall, Thornbrough, Seaman, and MacDonald

Nays: None

The motion passed **unanimously**.

D. Consider Amendments to Policy 5030 Water Transfer

General Manager Nicholas Schneider introduced the proposed policy amendments. The amendments open the planning and response process timetables allowing the District to receive later season transfer requests.

Board discussion involved examination of the amendments with focus on noticing and agenda requirements, the timeline for late season transfers, and refill agreement concerns. Terms for refills which are dictated by the Bureau or Reclamations, were dissected with consideration of the fact that those prescriptions are applied after transfer agreements have occurred between the District and the purchasing agency. Potential policy amendment options allowing rejection of problematic provisions and gaining ground in negotiations with the Bureau were discussed.

Public Comment:

No comments were received.

Director Thornbrough motioned to table this item to return with the discussed amendments. Director Seaman seconded the motion.

President MacDonald called for the vote:

Ayes: Saunders, Stovall, Thornbrough, Seaman, and MacDonald

Nays: None

The motion passed **unanimously**.

E. Discuss Board Member Conference Attendance Charges

Director Thornbrough shared that he is the Treasurer and is responsible for ensuring that policy is followed. The Sacramento ACWA Convention was not per the policy in his assessment, as it states a need for separate permission for lodging expenses.

Board discussion focused on the policy provisions governing lodging conference expenses. The Operating Budget adoption allocated a line item with a per-director cap allowing the District to pay lodging expenses and procure the best rates and group discounts by enabling staff to provide pre-arranged travel. Legal Counsel shared that per testimony the long-standing past practice implicit in conference approvals is that the lodging expenses were covered and included. The implicit custom and practice previously have not been in keeping with the new policy language this is the nub of the issue at hand.

Public Comment:

Cherie Carlyon
Steve Dowd

Director Saunders motioned to bring this item back along with Policy 4030 Board Compensation, Expense Reimbursement, and Annual Travel Allowance, Policy 4112 Duties of the Board Treasurer, as well as a review of the Director conference choices for 2025. **Director Stovall** seconded the motion.

President MacDonald called for the vote:

Ayes: Saunders, Stovall, Thornbrough, Seaman, and MacDonald

Nays: None

The motion passed **unanimously**.

9. PUBLIC HEARING

A. Direct Charges Ordinance 2024-02 Certification of Annual Direct Charges, Fees, and Assessments

President MacDonald opened the public hearing at 5:03 p.m.

Public Hearing:
Cherie Carlyon

President MacDonald closed the public hearing at 5:05 p.m.

Director Stovall motioned to adopt Ordinance 2024-02 Certification of Annual Direct Charges, Fees, and Assessments with the proposed amendments. **Director Thornbrough** seconded the motion.

President MacDonald called for the vote:

Ayes: Saunders, Stovall, Thornbrough, Seaman, and MacDonald

Nays: None

The motion passed **unanimously**.

Public Comment:

No comments were received.

President MacDonald adjourned the open session to a closed session at 5:06 p.m.

10. CLOSED SESSION

A. CONFERENCE WITH LEGAL COUNSEL-EXISTING LITIGATION (Gov. Code § 54956.9(d)(1))

Name of Case: GDPUD v. PG&E

B. CONFERENCE WITH LABOR NEGOTIATORS (Gov. Code § 54957.6)

Agency Designated Representative: General Manager Schneider

Employee Organizations: Local 1

C. CONFERENCE WITH LEGAL COUNSEL—ANTICIPATED LITIGATION

Significant exposure to litigation pursuant to Section 54956.9(d)(2): 1 case

D. CONFERENCE WITH LEGAL COUNSEL—ANTICIPATED LITIGATION

Initiation of litigation pursuant Section 54956.9(d)(4): 1 case

E. REPORT OUT OF CLOSED SESSION-There was no report out of closed session delivered.

11. BOARD MEMBER REQUESTS FOR ADDITIONS TO FUTURE MEETING AGENDAS

Director Thornbrough requested a budget and Capital Improvement Plan review.

12. NEXT MEETING DATE AND ADJOURNMENT

- A. The next Regular Meeting will be September 5, 2024, at 2:00 PM., at the Georgetown Divide Public Utility District, 6425 Main Street, Georgetown, California 95634.

Director Thornbrough motioned to adjourn the meeting. Director MacDonald seconded the motion.

President MacDonald called for the vote:

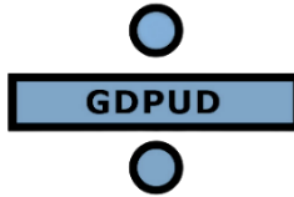
Ayes: Saunders, Stovall, Thornbrough, Seaman, and MacDonald

Nays: None

The motion passed **unanimously. The meeting adjourned at 6:17 p.m.**

Nicholas Schneider, General Manager

Date



**MINUTES
SPECIAL MEETING
OF THE BOARD OF DIRECTORS OF THE
GEORGETOWN DIVIDE PUBLIC UTILITY DISTRICT**

6425 Main Street,
Georgetown, California 95634

**TUESDAY, AUGUST 13, 2024
2:00 P. M.**

BOARD OF DIRECTORS

Mitch MacDonald, President
Donna Seaman, Vice President Mike Thornbrough, Treasurer
Michael Saunders, Director Robert Stovall, Director

PRESENTING STAFF

Nicholas Schneider, General Manager Jessica Buckle, Office/Finance Manager
Adam Brown, Operations Manager Alexis Elliott, Water Resource Manager
Frank Splendorio, Legal Counsel

Guest Presenter

Sanjay Guar of Water Resource Economics

MISSION STATEMENT

It is the purpose of the Georgetown Divide Public Utility District to:

- Provide reliable water supplies.
- Ensure high-quality drinking water.
- Promote stewardship to protect community resources, public health, and quality of life.
- Provide excellent and responsive customer services through dedicated and valued staff.
- Ensure fiscal responsibility and accountability are observed by balancing immediate and long-term needs.

A full record of this meeting is available on the District channel:

<https://youtube.com/live/KlulZvjWooM>

1. CALL TO ORDER, ROLL CALL AND PLEDGE OF ALLEGIANCE

President MacDonald called the meeting to order at 2:00 p.m.

Roll Call:

Present: Saunders, Stovall, Seaman, Thornbrough, and MacDonald

Absent: None

Director Saunders led the Pledge of Allegiance.

2. ADOPTION OF AGENDA

Public Comment:

No comments were received.

Director Thornbrough motioned to adopt the agenda. Director Seaman seconded the motion.

President MacDonald called for the vote:

Ayes: Saunders, Stovall, Thornbrough, Seaman, and MacDonald

Nays: None

The motion passed **unanimously**.

3. PUBLIC FORUM

Cherie Carlyon

Steve Dowd

4. SPECIAL MEETING WORKSHOP ITEM

A. Receive Rate Analysis and Presentation

General Manager Nicholas Schneider introduced Sanjay Guar of Water Resource Economics who presented the draft water and wastewater rates from the Water and Wastewater Cost of Service Analysis.

Board feedback on the treated and raw water portion of the presentation.

Board discussion examined the reliability factor utilized in the rate determinations, the impacts on the Auburn Lake Trails customers, the wastewater reserves, and the impacts on the Capital Improvement Plan (CIP), rate application options, and available timeframes. The Directors provided input to the presentation, including the need to emphasize that if the District experiences financial default, a State takeover would be a possibility. Should the State take control then Proposition 218 protections would no longer apply. The State would set rates without ratepayer, or stakeholder input. The District's endeavors in grant funding procurement to assist with needs and rate stabilization were reviewed.

Public Comment:

Steven Dowd

Cherie Carlyon

Scot Harris

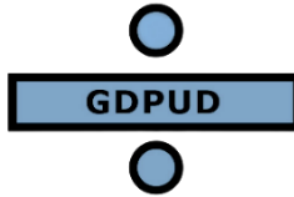
Steve Proe

5. CLOSING AND ADJOURNMENT

Director Thornbrough motioned to adjourn the meeting. Director Saunders seconded the motion. The motion passed by acclamation. The meeting was adjourned at 3:39 p.m.

Nicholas Schneider, General Manager

Date



**MINUTES
SPECIAL MEETING
WATER RATES TOWNHALL
OF THE BOARD OF DIRECTORS OF THE
GEORGETOWN DIVIDE PUBLIC UTILITY DISTRICT**

Cool Community Church
863 Cave Road,
Cool, California 95614

**WEDNESDAY, AUGUST 14, 2024
6:00 P. M.**

BOARD OF DIRECTORS

Mitch MacDonald, President
Donna Seaman, Vice President Mike Thornbrough, Treasurer
Michael Saunders, Director Robert Stovall, Director

PRESENTING STAFF

Nicholas Schneider, General Manager Jessica Buckle, Office/Finance Manager
Adam Brown, Operations Manager Alexis Elliott, Water Resource Manager
Frank Splendorio, Legal Counsel

Guest Presenter

Sanjay Guar of Water Resource Economics

MISSION STATEMENT

It is the purpose of the Georgetown Divide Public Utility District to:

- Provide reliable water supplies.
- Ensure high-quality drinking water.
- Promote stewardship to protect community resources, public health, and quality of life.
- Provide excellent and responsive customer services through dedicated and valued staff.
- Ensure fiscal responsibility and accountability are observed by balancing immediate and long-term needs.

A full record of this meeting is available on the District channel:

<https://youtube.com/live/SGA36WzTvUM>

1. CALL TO ORDER, ROLL CALL AND PLEDGE OF ALLEGIANCE

President MacDonald called the meeting to order at 6:15 p.m.

Roll Call:

Present: Saunders, Stovall, Seaman, Thornbrough, and MacDonald

Absent: None

Director Thornbrough led the Pledge of Allegiance.

2. ADOPTION OF AGENDA

Public Comment:

No comments were received.

Director Thornbrough motioned to adopt the agenda. Director Seaman seconded the motion.

President MacDonald called for the vote:

Ayes: Saunders, Stovall, Thornbrough, Seaman, and MacDonald

Nays: None

The motion passed **unanimously**.

3. PUBLIC FORUM

Steve Thomas
Carolyn Loomis
Scott Harris
Barbara Lowrie

4. SPECIAL MEETING WORKSHOP ITEM

A. Receive Rate Analysis and Presentation

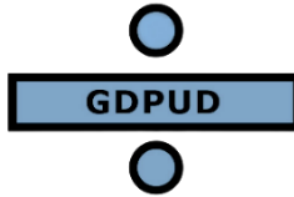
Sanjay Gaur of Water Resource Economics delivered the Draft Water and Wastewater Rates Presentation. This included an examination of the processes utilized during development of the analysis, as well as explanations of the factors involved in calculations. Mr. Guar and Mr. Schneider responded to both Board and public inquiries.

5. CLOSING AND ADJOURNMENT

Director Saunders motioned to adjourn the meeting. Director Stovall seconded the motion. The motion passed by acclamation. The meeting was adjourned at 7:45 p.m.

Nicholas Schneider, General Manager

Date



**MINUTES
SPECIAL MEETING
WATER RATES TOWNHALL
OF THE BOARD OF DIRECTORS OF THE
GEORGETOWN DIVIDE PUBLIC UTILITY DISTRICT**

Golden Sierra High School Library

5101 Garden Valley Road,
Georgetown, California 95633

THURSDAY, AUGUST 15, 2024

6:00 P. M.

BOARD OF DIRECTORS

Mitch MacDonald, President

Donna Seaman, Vice President

Mike Thornbrough, Treasurer

Michael Saunders, Director

Robert Stovall, Director

PRESENTING STAFF

Nicholas Schneider, General Manager

Jessica Buckle, Office/Finance Manager

Adam Brown, Operations Manager

Alexis Elliott, Water Resource Manager

Frank Splendorio and Lutfi Kharuf, Legal Counsel

GUEST PRESENTER

Sanjay Guar of Water Resource Economics

MISSION STATEMENT

It is the purpose of the Georgetown Divide Public Utility District to:

- Provide reliable water supplies.
 - Ensure high-quality drinking water.
 - Promote stewardship to protect community resources, public health, and quality of life.
 - Provide excellent and responsive customer services through dedicated and valued staff.
 - Ensure fiscal responsibility and accountability are observed by balancing immediate and long-term needs.
-

A full record of this meeting is available on the District's YouTube channel;

<https://youtube.com/live/5nyAHpTL7hA>

1. CALL TO ORDER, ROLL CALL AND PLEDGE OF ALLEGIANCE

President MacDonald called the meeting to order at 6:05 p.m.

Roll Call:

Present: Saunders, Stovall, Seaman, Thornbrough, and MacDonald

Absent: None

Director Saunders led the Pledge of Allegiance.

2. ADOPTION OF AGENDA

Public Comment:

No comments were received.

Director Thornbrough motioned to adopt the agenda. Director Stovall seconded the motion.

President MacDonald called for the vote:

Ayes: Saunders, Stovall, Thornbrough, Seaman, and MacDonald

Nays: None

The motion passed **unanimously**.

3. PUBLIC FORUM

Public comment was taken with the presentation agenda item #4.

4. SPECIAL MEETING WORKSHOP ITEM

A. Receive Rate Analysis and Presentation

Sanjay Gaur of Water Resource Economics delivered the Water and Wastewater Cost-of-Service Draft Water and Wastewater Rates presentation and responded to Board and attendee inquiries.

Public Comment:

Barbara Lowrie

Cherie Carlyon

Mike (online attendee)

Board discussion examined many aspects including District revenue sources, impactful inflationary factors, Operations Budget and Capital Improvement Plan (CIP) costs, ratepayer impacts, and billing language/itemizations. There was a request to list the supplemental charge separately on customer billing as this item has a sunset date. Inclusion of a clear number for CIP serving as a line budget Proposition 218 offset item, and the introduction of a line item for interest revenue to ensure allocations per Board directives were requested as factors of establishing consensus.

Consensus was established amongst the Directors authorizing Water Resource Economics to proceed with the development of a final report.

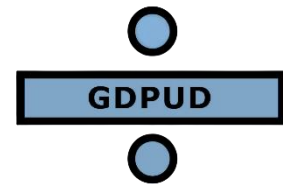
5. CLOSING AND ADJOURNMENT

Director Thornbrough motioned to adjourn the meeting. Director Stovall seconded the motion. The motion passed by acclamation. The meeting was adjourned at 7:47 p.m.

Nicholas Schneider, General Manager

Date

**REPORT TO THE BOARD OF DIRECTORS
BOARD MEETING OF SEPTEMBER 5, 2024
Agenda Item No. 4. B.**



AGENDA SECTION: CONSENT CALENDAR

SUBJECT: CONSIDER ADOPTION OF EQUIPMENT SURPLUS LIST

PREPARED BY: Adam Brown, Operations Manager

APPROVED BY: Nicholas Schneider, General Manager

BACKGROUND

The District has extensive equipment and vehicles that are utilized to maintain, repair, and upgrade District assets. Vehicles and equipment that have exceeded their useful life or are no longer utilized for operation are inventoried for disposal or resale.

DISCUSSION

At this time a total of three items that have exceeded their useful life are proposed for re-sell. The subject items are identified as follows:

1. Centrifuge;
2. Laboratory Oven (2);
3. Incubator (2); and
4. Scale

District staff will continue to inventory equipment that has exceeded their useful life to be presented to the Board of Directors (BOD) for surplus. Items currently listed for resale may be viewed on the District page, <https://www.gd-pud.org/auction-items>.

FISCAL IMPACT

The District does not expect a significant fiscal impact. Any proceeds will be deposited to the sale of surplus equipment account, 100-0000-42200.


CEQA ASSESSMENT

This is not a CEQA Project.

RECOMMENDED ACTION

Staff recommends the Board of Directors declare the aforementioned items surplus and direct staff to dispose. It is proposed these items be auctioned through Gov Deals, Inc.

REPORT TO THE BOARD OF DIRECTORS
MEETING OF SEPTEMBER 5, 2024
AGENDA ITEM NO. 5



AGENDA SECTION: OFFICE/FINANCE MANAGER’S REPORT

SUBJECT: Budget to Actuals, Pooled Cash, Monthly Check Report, Vendor History Report, and Purchase Order Report.

PREPARED BY: Jessica Buckle, Office Finance Manager

BACKGROUND

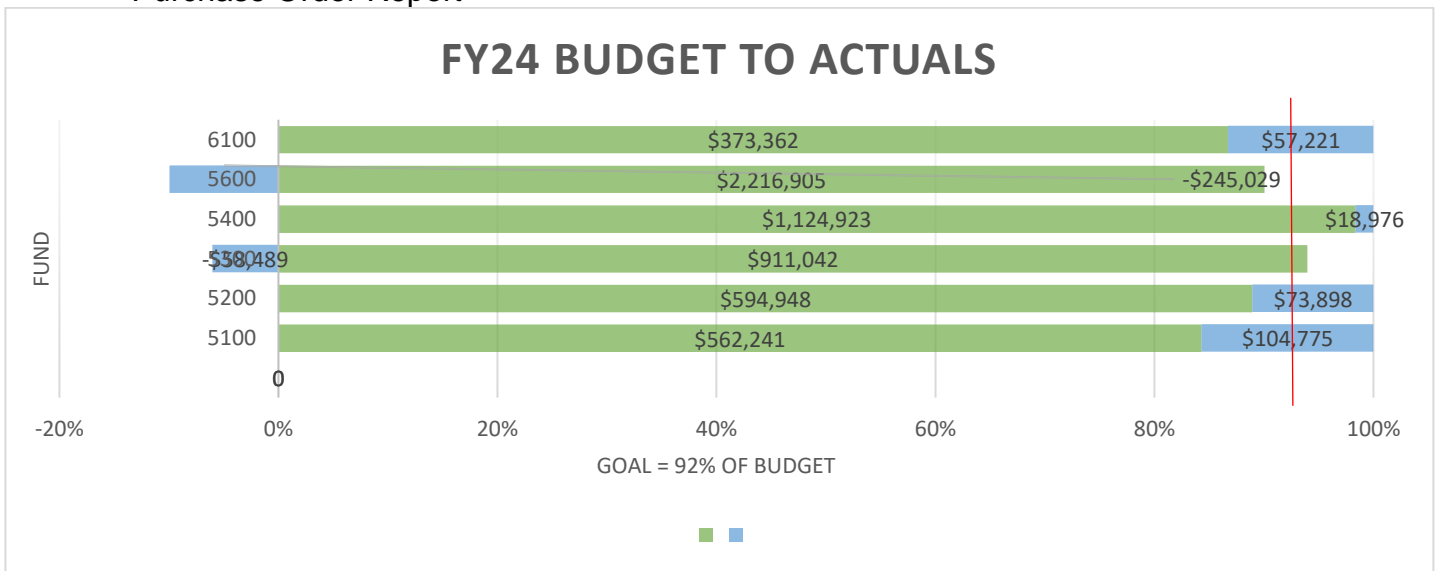
The monthly financial reports are a good indicator of how healthy the District is financially and are a key to successfully budgeting for the remainder of the year.

DISCUSSION

The financial reports included below are for Fiscal Year 23-24. The usual graphical representations of the remaining budget for each fund are shown below through June 30, 2024.

February Financial Reports – through 6/30/2024

- Budget to Actuals
- Pooled Cash
- Monthly Check Report
- Vendor Purchasing Report – YTD
- Purchase Order Report



List of Departments:

- 5100 - Source of Supply
- 5200 - Transmission & Distribution of Raw Water
- 5300 - Water Treatment
- 5400 - Transmission & Distribution of Treated Water
- 5600 - Administration & Customer Service
- 6100 - Auburn Lakes Trail Wastewater Zone



		Original Total Budget	Current Total Budget	Period Activity	Fiscal Activity	Variance (Unfavorable)	Percent Remaining
Fund: 100 - Water Fund							
Department: 0000 - Non-departmental							
100-0000-40101	Low Income Rate Assistance (LIRA) ...	0.00	35,000.00	2,609.36	14,405.52	-20,594.48	58.84 %
100-0000-40102	Water Sales - Residential	3,000,000.00	3,000,000.00	511,940.56	2,916,189.42	-83,810.58	2.79 %
100-0000-40103	Water Sales - Irrigation	436,772.00	436,772.00	154,774.53	620,988.32	184,216.32	142.18 %
100-0000-40104	Water Sales - Commercial	0.00	0.00	0.00	0.00	0.00	0.00 %
100-0000-40105	Property Tax Revenue	2,000,000.00	2,000,000.00	-2,609.36	1,959,055.23	-40,944.77	2.05 %
100-0000-40106	Water Sales - Inst/Govt	0.00	0.00	0.00	0.00	0.00	0.00 %
100-0000-40107	Lease Revenue	80,000.00	80,000.00	16,060.90	88,152.32	8,152.32	110.19 %
100-0000-40108	Gain/Loss	0.00	0.00	38,124.19	43,405.70	43,405.70	0.00 %
100-0000-40109	Water Sales - Landscape	0.00	0.00	0.00	0.00	0.00	0.00 %
100-0000-40110	Water Sales - Mult-Fam Residential	0.00	0.00	0.00	0.00	0.00	0.00 %
100-0000-41100	Interest Income	260,000.00	260,000.00	8,950.60	138,965.94	-121,034.06	46.55 %
100-0000-41101	Unrealized Gain/Loss	0.00	0.00	0.00	177,873.80	177,873.80	0.00 %
100-0000-41200	Penalties	68,000.00	68,000.00	11,636.72	76,571.76	8,571.76	112.61 %
100-0000-41300	New Meter Materials & Labor Char...	0.00	0.00	0.00	1,853.51	1,853.51	0.00 %
100-0000-41301	Construction Meter Rental	0.00	0.00	1,164.00	1,116.00	1,116.00	0.00 %
100-0000-41302	Installation Fee	0.00	0.00	892.50	15,650.48	15,650.48	0.00 %
100-0000-42101	Over/Short and Unreconciled	0.00	0.00	0.00	-1.88	-1.88	0.00 %
100-0000-42102	Grant Proceeds	0.00	0.00	-1,387.61	1,000.00	1,000.00	0.00 %
100-0000-42200	Sale of Assets	0.00	0.00	-25,767.27	-4,992.84	-4,992.84	0.00 %
100-0000-49999	Transfer In	0.00	0.00	0.00	0.00	0.00	0.00 %
100-0000-50300	Health Insurance	0.00	0.00	0.00	0.00	0.00	0.00 %
100-0000-50402	Pension Expense	0.00	0.00	0.00	0.00	0.00	0.00 %
100-0000-50403	Def Comp Retirement	0.00	0.00	0.00	472.77	-472.77	0.00 %
100-0000-99999	Transfer Out	0.00	0.00	0.00	0.00	0.00	0.00 %
Department: 0000 - Non-departmental Surplus (Deficit):		5,844,772.00	5,879,772.00	716,389.12	6,049,760.51	169,988.51	-2.89 %
Department: 5100 - Source of Supply							
100-5100-50100	Salaries	213,320.00	213,320.00	9,278.62	160,072.22	53,247.78	24.96 %
100-5100-50101	Part-time/Temp Staff Wages	0.00	0.00	0.00	0.00	0.00	0.00 %
100-5100-50102	Overtime	14,000.00	14,000.00	1,594.80	17,827.20	-3,827.20	-27.34 %
100-5100-50103	Standby Pay	13,150.00	13,150.00	1,625.00	8,448.40	4,701.60	35.75 %
100-5100-50200	Payroll Taxes	20,265.00	20,265.00	922.21	13,693.41	6,571.59	32.43 %
100-5100-50300	Health Insurance	52,966.00	52,966.00	3,333.95	53,041.80	-75.80	-0.14 %
100-5100-50302	Insurance - Workers Compensation	6,336.00	6,336.00	1,829.49	7,909.77	-1,573.77	-24.84 %
100-5100-50400	PERS Retirement Expense	16,808.00	16,808.00	1,077.48	16,944.33	-136.33	-0.81 %
100-5100-50401	PERS UAL	10,377.00	54,800.00	0.00	54,799.69	0.31	0.00 %
100-5100-50402	Pension Expense	0.00	0.00	0.00	0.00	0.00	0.00 %
100-5100-50403	Def Comp Retirement Expense	0.00	0.00	0.00	0.00	0.00	0.00 %
100-5100-51100	Materials & Supplies	17,100.00	17,100.00	478.38	5,226.38	11,873.62	69.44 %
100-5100-51101	Durables/Rentals/Leases	7,400.00	7,400.00	0.00	441.87	6,958.13	94.03 %
100-5100-51103	Safety/PPE Supplies	6,600.00	6,600.00	522.36	3,240.97	3,359.03	50.89 %
100-5100-51104	Software/Licenses	88.00	271.00	0.00	633.78	-362.78	-133.87 %
100-5100-51200	Vehicle Maintenance	4,850.00	4,850.00	480.73	7,845.09	-2,995.09	-61.75 %
100-5100-51201	Vehicle Operating - Fuel	9,150.00	9,150.00	738.31	8,883.63	266.37	2.91 %
100-5100-51300	Professional Services	91,800.00	91,800.00	8,265.06	90,752.65	1,047.35	1.14 %
100-5100-52100	Staff Development/Certifications	1,250.00	1,250.00	0.00	426.33	823.67	65.89 %
100-5100-52102	Utilities	10,450.00	10,250.00	190.84	10,705.10	-455.10	-4.44 %
100-5100-52104	Payroll Processing Fee	0.00	0.00	0.00	0.00	0.00	0.00 %
100-5100-52105	Government Regulation Fees	118,000.00	118,000.00	0.00	91,820.76	26,179.24	22.19 %
100-5100-52108	Membership/Subscriptions	450.00	450.00	0.00	49.75	400.25	88.94 %

Budget Report

For Fiscal: 2023-2024 Period Ending: 06/30/2024

		Original Total Budget	Current Total Budget	Period Activity	Fiscal Activity	Variance Favorable (Unfavorable)	Percent Remaining
100-5100-71100	Capital Expenses	8,250.00	8,250.00	202.48	9,478.24	-1,228.24	-14.89 %
Department: 5100 - Source of Supply Total:		622,610.00	667,016.00	30,539.71	562,241.37	104,774.63	15.71 %
Department: 5200 - Raw Water							
100-5200-50100	Salaries	323,240.00	323,240.00	18,938.49	236,163.53	87,076.47	26.94 %
100-5200-50101	Part-time/Temp Staff Wages	5,000.00	5,000.00	0.00	17,963.80	-12,963.80	-259.28 %
100-5200-50102	Overtime	24,800.00	24,800.00	3,092.78	24,824.21	-24.21	-0.10 %
100-5200-50103	Standby Pay	21,550.00	21,550.00	3,250.00	18,713.57	2,836.43	13.16 %
100-5200-50200	Payroll Taxes	30,708.00	30,708.00	1,865.27	20,775.68	9,932.32	32.34 %
100-5200-50300	Health Insurance	77,835.00	77,835.00	9,080.17	76,212.85	1,622.15	2.08 %
100-5200-50301	Dental Insurance	0.00	0.00	0.00	0.00	0.00	0.00 %
100-5200-50302	Insurance - Workers Compensation	7,250.00	7,250.00	2,530.06	10,330.50	-3,080.50	-42.49 %
100-5200-50400	PERS Retirement Expense	38,412.00	38,412.00	2,179.45	25,093.67	13,318.33	34.67 %
100-5200-50401	PERS UAL	202,347.00	79,709.00	0.00	79,708.64	0.36	0.00 %
100-5200-50402	Pension Expense	0.00	0.00	0.00	0.00	0.00	0.00 %
100-5200-50403	Def Comp Retirement Expense	0.00	0.00	0.00	0.00	0.00	0.00 %
100-5200-51100	Materials & Supplies	14,500.00	14,500.00	993.55	15,542.32	-1,042.32	-7.19 %
100-5200-51101	Durables/Rentals/Leases	1,450.00	1,450.00	0.00	195.21	1,254.79	86.54 %
100-5200-51103	Safety/PPE Supplies	3,250.00	3,250.00	350.79	4,057.87	-807.87	-24.86 %
100-5200-51104	Software/Licenses	0.00	542.00	0.00	1,267.56	-725.56	-133.87 %
100-5200-51200	Vehicle Maintenance	8,900.00	8,900.00	2,018.47	14,651.34	-5,751.34	-64.62 %
100-5200-51201	Vehicle Operating - Fuel	21,000.00	21,000.00	2,606.04	26,747.80	-5,747.80	-27.37 %
100-5200-51300	Professional Services	5,000.00	5,000.00	0.00	14,390.92	-9,390.92	-187.82 %
100-5200-52100	Staff Development/Certifications	750.00	750.00	0.00	328.34	421.66	56.22 %
100-5200-52102	Utilities	3,250.00	2,750.00	462.76	4,573.12	-1,823.12	-66.30 %
100-5200-52104	Payroll Processing Fee	0.00	0.00	0.00	0.00	0.00	0.00 %
100-5200-52105	Government Regulation Fees	0.00	0.00	0.00	0.00	0.00	0.00 %
100-5200-52108	Membership/Subscriptions	450.00	450.00	0.00	49.75	400.25	88.94 %
100-5200-71100	Capital Expenses	1,750.00	1,750.00	202.48	3,357.48	-1,607.48	-91.86 %
Department: 5200 - Raw Water Total:		791,442.00	668,846.00	47,570.31	594,948.16	73,897.84	11.05 %
Department: 5300 - Water Treatment							
100-5300-50100	Salaries	229,802.00	229,802.00	20,457.61	235,397.38	-5,595.38	-2.43 %
100-5300-50102	Overtime	34,496.00	34,496.00	2,083.62	28,502.56	5,993.44	17.37 %
100-5300-50103	Standby Pay	15,720.00	15,720.00	1,625.00	16,507.14	-787.14	-5.01 %
100-5300-50200	Payroll Taxes	21,831.00	21,831.00	1,782.99	20,794.64	1,036.36	4.75 %
100-5300-50300	Health Insurance	63,996.00	63,996.00	8,817.68	72,389.50	-8,393.50	-13.12 %
100-5300-50302	Insurance - Workers Compensation	4,722.00	4,722.00	1,676.91	6,335.69	-1,613.69	-34.17 %
100-5300-50400	PERS Retirement Expense	31,777.00	31,777.00	2,083.96	26,473.06	5,303.94	16.69 %
100-5300-50401	PERS UAL	51,884.00	59,781.00	0.00	59,781.48	-0.48	0.00 %
100-5300-50402	Pension Expense	0.00	0.00	0.00	0.00	0.00	0.00 %
100-5300-50403	Def Comp Retirement Expense	0.00	0.00	0.00	0.00	0.00	0.00 %
100-5300-51100	Materials & Supplies	82,500.00	82,500.00	23,765.99	114,854.68	-32,354.68	-39.22 %
100-5300-51101	Durables/Rentals/Leases	250.00	250.00	0.00	2,211.56	-1,961.56	-784.62 %
100-5300-51103	Safety/PPE Supplies	2,750.00	2,750.00	290.64	2,713.12	36.88	1.34 %
100-5300-51104	Software/Licenses	0.00	271.00	0.00	932.58	-661.58	-244.13 %
100-5300-51200	Vehicle Maintenance	6,500.00	6,500.00	431.07	5,126.15	1,373.85	21.14 %
100-5300-51201	Vehicle Operating - Fuel	7,750.00	7,750.00	669.55	7,781.54	-31.54	-0.41 %
100-5300-51202	Building Maintenance	7,500.00	7,500.00	4,870.00	4,961.15	2,538.85	33.85 %
100-5300-51300	Professional Services	32,250.00	32,250.00	0.00	33,064.41	-814.41	-2.53 %
100-5300-52100	Staff Development/Certifications	1,250.00	1,250.00	0.00	425.00	825.00	66.00 %
100-5300-52102	Utilities	222,700.00	222,500.00	52,466.54	259,929.77	-37,429.77	-16.82 %
100-5300-52104	Payroll Processing Fee	0.00	0.00	0.00	0.00	0.00	0.00 %
100-5300-52105	Government Regulation Fees	6,500.00	6,500.00	130.00	2,428.83	4,071.17	62.63 %
100-5300-52108	Membership/Subscriptions	625.00	625.00	0.00	49.75	575.25	92.04 %
100-5300-71100	Capital Expenses	19,750.00	19,750.00	0.00	10,381.68	9,368.32	47.43 %
Department: 5300 - Water Treatment Total:		844,553.00	852,521.00	121,151.56	911,041.67	-58,520.67	-6.86 %
Department: 5400 - Treated Water							
100-5400-50100	Salaries	440,075.00	440,075.00	31,949.41	459,681.29	-19,606.29	-4.46 %

Budget Report

For Fiscal: 2023-2024 Period Ending: 06/30/2024

		Original Total Budget	Current Total Budget	Period Activity	Fiscal Activity	Variance Favorable (Unfavorable)	Percent Remaining
100-5400-50102	Overtime	46,800.00	46,800.00	2,914.45	35,620.69	11,179.31	23.89 %
100-5400-50103	Standby Pay	15,720.00	15,720.00	1,625.00	16,957.14	-1,237.14	-7.87 %
100-5400-50200	Payroll Taxes	41,807.00	41,807.00	2,896.95	38,006.46	3,800.54	9.09 %
100-5400-50300	Health Insurance	109,881.00	109,881.00	8,520.33	136,634.62	-26,753.62	-24.35 %
100-5400-50301	Dental Insurance	0.00	0.00	0.00	0.00	0.00	0.00 %
100-5400-50302	Insurance - Workers Compensation	5,207.00	5,207.00	2,172.20	9,765.59	-4,558.59	-87.55 %
100-5400-50400	PERS Retirement Expense	52,768.00	52,768.00	3,388.45	44,889.50	7,878.50	14.93 %
100-5400-50401	PERS UAL	36,319.00	109,599.00	0.00	109,599.38	-0.38	0.00 %
100-5400-50402	Pension Expense	0.00	0.00	0.00	0.00	0.00	0.00 %
100-5400-50403	Def Comp Retirement Expense	0.00	0.00	0.00	0.00	0.00	0.00 %
100-5400-51100	Materials & Supplies	158,500.00	158,500.00	12,294.06	109,869.20	48,630.80	30.68 %
100-5400-51101	Durables/Rentals/Leases	12,250.00	12,250.00	0.00	13,794.71	-1,544.71	-12.61 %
100-5400-51103	Safety/PPE Supplies	8,500.00	8,500.00	589.01	8,438.81	61.19	0.72 %
100-5400-51104	Software/Licenses	0.00	542.00	0.00	1,267.56	-725.56	-133.87 %
100-5400-51200	Vehicle Maintenance	31,750.00	31,750.00	139.65	27,014.32	4,735.68	14.92 %
100-5400-51201	Vehicle Operating - Fuel	31,250.00	31,250.00	2,438.20	31,699.77	-449.77	-1.44 %
100-5400-51202	Building Maintenance	1,250.00	1,250.00	0.00	0.00	1,250.00	100.00 %
100-5400-51300	Professional Services	10,000.00	10,000.00	185.00	7,079.71	2,920.29	29.20 %
100-5400-52100	Staff Development/Certifications	3,250.00	3,250.00	245.25	863.58	2,386.42	73.43 %
100-5400-52102	Utilities	12,000.00	11,500.00	1,400.66	17,859.95	-6,359.95	-55.30 %
100-5400-52104	Payroll Processing Fee	0.00	0.00	0.00	0.00	0.00	0.00 %
100-5400-52105	Government Regulation Fees	42,350.00	42,350.00	2,432.54	47,269.31	-4,919.31	-11.62 %
100-5400-52108	Membership/Subscriptions	450.00	450.00	0.00	49.75	400.25	88.94 %
100-5400-71100	Capital Expenses	10,450.00	10,450.00	202.54	8,561.81	1,888.19	18.07 %
Department: 5400 - Treated Water Total:		1,070,577.00	1,143,899.00	73,393.70	1,124,923.15	18,975.85	1.66 %
Department: 5600 - Admin							
100-5600-50100	Salaries	641,909.00	649,530.00	57,505.60	689,468.09	-39,938.09	-6.15 %
100-5600-50101	Part-time/Temp Staff Wages	15,000.00	15,000.00	0.00	6,294.67	8,705.33	58.04 %
100-5600-50102	Overtime	0.00	0.00	0.00	30.81	-30.81	0.00 %
100-5600-50103	Automobile Allowance	7,600.00	7,600.00	500.00	5,910.71	1,689.29	22.23 %
100-5600-50104	Retiree Benefit	26,000.00	26,000.00	1,657.18	50,052.32	-24,052.32	-92.51 %
100-5600-50105	Director Compensation	24,000.00	24,000.00	2,000.00	24,000.00	0.00	0.00 %
100-5600-50200	Payroll Taxes	60,981.00	60,981.00	4,390.37	54,342.78	6,638.22	10.89 %
100-5600-50300	Health Insurance	96,397.00	96,397.00	13,394.45	125,369.43	-28,972.43	-30.06 %
100-5600-50302	Insurance - Workers Compensation	3,021.00	3,021.00	936.90	4,087.81	-1,066.81	-35.31 %
100-5600-50400	PERS Retirement Expense	45,215.00	60,215.00	5,011.62	65,166.62	-4,951.62	-8.22 %
100-5600-50401	PERS UAL	203,862.00	159,417.00	0.00	159,417.28	-0.28	0.00 %
100-5600-50402	Pension Expense	0.00	0.00	0.00	0.00	0.00	0.00 %
100-5600-50403	Def Comp Retirement Expense	9,450.00	9,450.00	730.80	7,271.56	2,178.44	23.05 %
100-5600-51100	Materials & Supplies	9,350.00	15,350.00	946.03	9,563.08	5,786.92	37.70 %
100-5600-51101	Durables/Rentals/Leases	1,250.00	8,525.00	564.83	7,848.08	676.92	7.94 %
100-5600-51102	Office Supplies	30,900.00	21,400.00	4,218.27	24,423.97	-3,023.97	-14.13 %
100-5600-51103	Safety/PPE Supplies	1,000.00	1,000.00	0.00	387.35	612.65	61.27 %
100-5600-51104	Software/Licenses	22,860.00	48,230.00	21,195.58	79,658.86	-31,428.86	-65.16 %
100-5600-51200	Vehicle Maintenance	3,250.00	3,250.00	0.00	469.96	2,780.04	85.54 %
100-5600-51201	Vehicle Operating - Fuel	3,250.00	3,250.00	0.00	2,227.85	1,022.15	31.45 %
100-5600-51202	Building Maintenance	10,000.00	10,000.00	0.00	10,817.34	-817.34	-8.17 %
100-5600-51300	Professional Services	363,341.00	335,700.00	70,233.42	457,646.17	-121,946.17	-36.33 %
100-5600-51301	Insurance - General Liability	100,000.00	100,000.00	781.00	90,534.76	9,465.24	9.47 %
100-5600-51302	Legal	80,000.00	80,000.00	19,429.65	113,745.54	-33,745.54	-42.18 %
100-5600-51303	Audit	22,200.00	22,200.00	0.00	25,526.00	-3,326.00	-14.98 %
100-5600-51304	Board Training/Travel	17,500.00	17,500.00	1,934.37	11,587.41	5,912.59	33.79 %
100-5600-51305	Accounting	0.00	0.00	0.00	0.00	0.00	0.00 %
100-5600-52100	Staff Development/Travel	16,150.00	16,150.00	4,539.70	26,722.04	-10,572.04	-65.46 %
100-5600-52102	Utilities	65,950.00	62,175.00	4,811.08	48,329.63	13,845.37	22.27 %
100-5600-52103	Bank Charges	500.00	500.00	569.83	2,963.67	-2,463.67	-492.73 %
100-5600-52104	Payroll Processing Fee	26,400.00	26,400.00	2,221.04	28,203.98	-1,803.98	-6.83 %
100-5600-52105	Government Regulation Fees	6,050.00	8,955.00	351.00	9,766.34	-811.34	-9.06 %

Budget Report

For Fiscal: 2023-2024 Period Ending: 06/30/2024

		Original Total Budget	Current Total Budget	Period Activity	Fiscal Activity	Variance Favorable (Unfavorable)	Percent Remaining
100-5600-52106	Elections	0.00	0.00	0.00	0.00	0.00	0.00 %
100-5600-52107	Other Miscellaneous Expense	500.00	500.00	1,001.30	2,817.83	-2,317.83	-463.57 %
100-5600-52108	Membership/Subscriptions	41,680.00	41,680.00	11,566.88	52,706.32	-11,026.32	-26.45 %
100-5600-52109	Low Income Rate Assistance Progr...	0.00	35,000.00	2,609.36	14,405.52	20,594.48	58.84 %
100-5600-52110	Recruitment	0.00	2,500.00	282.04	5,140.96	-2,640.96	-105.64 %
100-5600-52111	Publications	0.00	0.00	0.00	0.00	0.00	0.00 %
100-5600-71100	Capital Expenses	0.00	0.00	0.00	0.00	0.00	0.00 %
100-5600-71201	Interest Expense	0.00	0.00	0.00	0.00	0.00	0.00 %
Department: 5600 - Admin Total:		1,955,566.00	1,971,876.00	233,382.30	2,216,904.74	-245,028.74	-12.43 %
Department: 7100 - Capital Outlay							
100-7100-52107	Other Miscellaneous Expense	0.00	0.00	0.00	0.00	0.00	0.00 %
100-7100-71100	Capital Expenses	0.00	0.00	0.00	1,358.68	-1,358.68	0.00 %
100-7100-71200	Principal Expense	0.00	0.00	0.00	0.00	0.00	0.00 %
100-7100-71300	Depreciation Expense	0.00	0.00	0.00	0.00	0.00	0.00 %
Department: 7100 - Capital Outlay Total:		0.00	0.00	0.00	1,358.68	-1,358.68	0.00 %
Department: 8000 - Capital Improvement Projects							
100-8000-90300	Water Meters	0.00	0.00	0.00	0.00	0.00	0.00 %
Department: 8000 - Capital Improvement Projects Total:		0.00	0.00	0.00	0.00	0.00	0.00 %
Fund: 100 - Water Fund Surplus (Deficit):		560,024.00	575,614.00	210,351.54	638,342.74	62,728.74	-10.90 %
Fund: 101 - Retiree Health Fund							
Department: 0000 - Non-departmental							
101-0000-40107	Reimbursements from Retirees	0.00	0.00	0.00	12,364.08	12,364.08	0.00 %
101-0000-41100	Interest Income	0.00	0.00	0.00	-1,923.89	-1,923.89	0.00 %
101-0000-41101	Unrealized Gain/Loss	0.00	0.00	0.00	0.00	0.00	0.00 %
101-0000-41200	Penalties	0.00	0.00	0.00	40.36	40.36	0.00 %
101-0000-42100	Other Revenue	0.00	0.00	0.00	0.00	0.00	0.00 %
101-0000-42110	Other Revenue	0.00	0.00	0.00	0.00	0.00	0.00 %
101-0000-50300	Health Insurance	0.00	0.00	0.00	0.00	0.00	0.00 %
Department: 0000 - Non-departmental Surplus (Deficit):		0.00	0.00	0.00	10,480.55	10,480.55	0.00 %
Department: 5500 - Customer Service							
101-5500-52104	Payroll Processing Fee	0.00	0.00	0.00	0.00	0.00	0.00 %
Department: 5500 - Customer Service Total:		0.00	0.00	0.00	0.00	0.00	0.00 %
Department: 5600 - Admin							
101-5600-50104	Retiree Benefit	0.00	0.00	2,683.53	15,013.90	-15,013.90	0.00 %
101-5600-50300	Health Insurance	0.00	0.00	0.00	0.00	0.00	0.00 %
Department: 5600 - Admin Total:		0.00	0.00	2,683.53	15,013.90	-15,013.90	0.00 %
Fund: 101 - Retiree Health Fund Surplus (Deficit):		0.00	0.00	-2,683.53	-4,533.35	-4,533.35	0.00 %
Fund: 102 - SMUD Fund							
Department: 0000 - Non-departmental							
102-0000-40106	SMUD Revenue	110,000.00	134,041.00	0.00	133,294.28	-746.72	0.56 %
102-0000-41100	Interest Income	0.00	0.00	0.00	-3,113.02	-3,113.02	0.00 %
102-0000-41101	Unrealized Gain/Loss	0.00	0.00	0.00	0.00	0.00	0.00 %
102-0000-42102	Grant Proceeds	0.00	0.00	0.00	0.00	0.00	0.00 %
102-0000-99999	Transfer Out	0.00	0.00	0.00	0.00	0.00	0.00 %
Department: 0000 - Non-departmental Surplus (Deficit):		110,000.00	134,041.00	0.00	130,181.26	-3,859.74	2.88 %
Fund: 102 - SMUD Fund Surplus (Deficit):		110,000.00	134,041.00	0.00	130,181.26	-3,859.74	2.88 %
Fund: 103 - Hydroelectric Fund							
Department: 0000 - Non-departmental							
103-0000-40107	Lease Revenue	55,000.00	55,000.00	1,988.44	42,049.62	-12,950.38	23.55 %
103-0000-41100	Interest Income	0.00	0.00	0.00	-4,335.13	-4,335.13	0.00 %
103-0000-41101	Unrealized Gain/Loss	0.00	0.00	0.00	0.00	0.00	0.00 %
103-0000-41200	Penalties	0.00	0.00	0.00	0.00	0.00	0.00 %
103-0000-42102	Grant Proceeds	0.00	0.00	0.00	0.00	0.00	0.00 %
103-0000-42110	Other Revenue	0.00	0.00	0.00	0.00	0.00	0.00 %
Department: 0000 - Non-departmental Total:		55,000.00	55,000.00	1,988.44	37,714.49	-17,285.51	31.43 %

Budget Report

For Fiscal: 2023-2024 Period Ending: 06/30/2024

		Original Total Budget	Current Total Budget	Period Activity	Fiscal Activity	Variance Favorable (Unfavorable)	Percent Remaining
Department: 5200 - Raw Water							
103-5200-51100	Materials & Supplies	0.00	0.00	64.10	767.52	-767.52	0.00 %
103-5200-51103	Safety/PPE Supplies	0.00	0.00	0.00	0.00	0.00	0.00 %
Department: 5200 - Raw Water Total:		0.00	0.00	64.10	767.52	-767.52	0.00 %
Department: 5600 - Admin							
103-5600-50100	Salaries	0.00	0.00	0.00	0.00	0.00	0.00 %
103-5600-50101	Part-time/Temp Staff Wages	0.00	0.00	0.00	0.00	0.00	0.00 %
Department: 5600 - Admin Total:		0.00	0.00	0.00	0.00	0.00	0.00 %
Department: 5900 - 5900							
103-5900-50101	Part-time/Temp Staff Wages	0.00	0.00	0.00	0.00	0.00	0.00 %
103-5900-50200	Payroll Taxes	0.00	0.00	0.00	0.00	0.00	0.00 %
103-5900-50400	PERS Retirement Expense	0.00	0.00	0.00	0.00	0.00	0.00 %
103-5900-50402	PERS Retirement Expense	0.00	0.00	0.00	0.00	0.00	0.00 %
Department: 5900 - 5900 Total:		0.00	0.00	0.00	0.00	0.00	0.00 %
Department: 7100 - Capital Outlay							
103-7100-71100	Capital Expenses	0.00	0.00	0.00	0.00	0.00	0.00 %
Department: 7100 - Capital Outlay Total:		0.00	0.00	0.00	0.00	0.00	0.00 %
Fund: 103 - Hydroelectric Fund Surplus (Deficit):		55,000.00	55,000.00	1,924.34	36,946.97	-18,053.03	32.82 %
Fund: 110 - Capital Replace Fund							
Department: 0000 - Non-departmental							
110-0000-39999	Prior Period Adjustment	0.00	0.00	0.00	0.00	0.00	0.00 %
110-0000-41100	Interest Income	0.00	0.00	0.00	0.00	0.00	0.00 %
110-0000-41101	Unrealized Gain/Loss	0.00	0.00	0.00	0.00	0.00	0.00 %
110-0000-42102	Grant Proceeds	0.00	0.00	0.00	0.00	0.00	0.00 %
Department: 0000 - Non-departmental Surplus (Deficit):		0.00	0.00	0.00	0.00	0.00	0.00 %
Department: 5300 - Water Treatment							
110-5300-52102	Utilities	0.00	0.00	0.00	0.00	0.00	0.00 %
Department: 5300 - Water Treatment Total:		0.00	0.00	0.00	0.00	0.00	0.00 %
Department: 5600 - Admin							
110-5600-50101	Part-time/Temp Staff Wages	0.00	0.00	0.00	0.00	0.00	0.00 %
Department: 5600 - Admin Total:		0.00	0.00	0.00	0.00	0.00	0.00 %
Department: 7100 - Capital Outlay							
110-7100-71100	Capital Expenses	0.00	0.00	0.00	0.00	0.00	0.00 %
Department: 7100 - Capital Outlay Total:		0.00	0.00	0.00	0.00	0.00	0.00 %
Fund: 110 - Capital Replace Fund Surplus (Deficit):		0.00	0.00	0.00	0.00	0.00	0.00 %
Fund: 111 - Capital Reserve Fund							
Department: 0000 - Non-departmental							
111-0000-40107	Lease Revenue	0.00	0.00	0.00	0.00	0.00	0.00 %
111-0000-40109	WATER TRANSFER REVENUE	0.00	0.00	0.00	0.00	0.00	0.00 %
111-0000-41100	Interest Income	0.00	0.00	0.00	-9,362.34	-9,362.34	0.00 %
111-0000-41101	Unrealized Gain/Loss	0.00	0.00	0.00	0.00	0.00	0.00 %
111-0000-42102	Grant Proceeds	3,200,000.00	3,200,000.00	0.00	563,065.98	-2,636,934.02	82.40 %
111-0000-49999	Transfer In	0.00	0.00	0.00	0.00	0.00	0.00 %
111-0000-99999	Transfer Out	0.00	0.00	0.00	0.00	0.00	0.00 %
Department: 0000 - Non-departmental Surplus (Deficit):		3,200,000.00	3,200,000.00	0.00	553,703.64	-2,646,296.36	82.70 %
Department: 5100 - Source of Supply							
111-5100-51100	Materials & Supplies	0.00	0.00	0.00	0.00	0.00	0.00 %
111-5100-51103	Safety/PPE Supplies	0.00	0.00	0.00	0.00	0.00	0.00 %
Department: 5100 - Source of Supply Total:		0.00	0.00	0.00	0.00	0.00	0.00 %
Department: 5400 - Treated Water							
111-5400-41101	Unrealized Gain/Loss	0.00	0.00	0.00	0.00	0.00	0.00 %
111-5400-51300	Professional Services	0.00	0.00	0.00	0.00	0.00	0.00 %
Department: 5400 - Treated Water Surplus (Deficit):		0.00	0.00	0.00	0.00	0.00	0.00 %

Budget Report

For Fiscal: 2023-2024 Period Ending: 06/30/2024

		Original Total Budget	Current Total Budget	Period Activity	Fiscal Activity	Variance Favorable (Unfavorable)	Percent Remaining
Department: 5600 - Admin							
111-5600-51300	Professional Services	0.00	0.00	0.00	0.00	0.00	0.00 %
	Department: 5600 - Admin Total:	0.00	0.00	0.00	0.00	0.00	0.00 %
Department: 7100 - Capital Outlay							
111-7100-51300	Professional Services	0.00	0.00	0.00	0.00	0.00	0.00 %
111-7100-71100	Capital Expenses	0.00	1,117,000.00	282,160.77	1,488,181.56	-371,181.56	-33.23 %
	Department: 7100 - Capital Outlay Total:	0.00	1,117,000.00	282,160.77	1,488,181.56	-371,181.56	-33.23 %
	Fund: 111 - Capital Reserve Fund Surplus (Deficit):	3,200,000.00	2,083,000.00	-282,160.77	-934,477.92	-3,017,477.92	144.86 %
Fund: 112 - Sweetwater Treatment Plant Fund							
Department: 0000 - Non-departmental							
112-0000-40104	Supplemental Charge	0.00	653,000.00	110,837.00	662,712.89	9,712.89	101.49 %
112-0000-41100	Interest Income	0.00	0.00	0.00	-4,247.69	-4,247.69	0.00 %
112-0000-41101	Unrealized Gain/Loss	0.00	0.00	0.00	0.00	0.00	0.00 %
112-0000-42102	Grant Proceeds	0.00	0.00	0.00	0.00	0.00	0.00 %
	Department: 0000 - Non-departmental Total:	0.00	653,000.00	110,837.00	658,465.20	5,465.20	0.84 %
Department: 7100 - Capital Outlay							
112-7100-71100	Capital Expenses	0.00	0.00	0.00	0.00	0.00	0.00 %
112-7100-71200	Principal Expense	0.00	0.00	231,236.31	460,637.42	-460,637.42	0.00 %
112-7100-71201	Interest Expense	0.00	0.00	62,442.08	126,719.36	-126,719.36	0.00 %
112-7100-71300	Depreciation Expense	0.00	0.00	0.00	0.00	0.00	0.00 %
	Department: 7100 - Capital Outlay Total:	0.00	0.00	293,678.39	587,356.78	-587,356.78	0.00 %
	Fund: 112 - Sweetwater Treatment Plant Fund Surplus (Deficit):	0.00	653,000.00	-182,841.39	71,108.42	-581,891.58	89.11 %
Fund: 113 - Caby Grant Fund							
Department: 0000 - Non-departmental							
113-0000-40107	Lease Revenue	0.00	0.00	0.00	0.00	0.00	0.00 %
113-0000-41100	Interest Income	0.00	0.00	0.00	0.00	0.00	0.00 %
113-0000-41101	Unrealized Gain/Loss	0.00	0.00	0.00	0.00	0.00	0.00 %
113-0000-42102	Grant Proceeds	0.00	0.00	0.00	0.00	0.00	0.00 %
113-0000-42110	Other Revenue	0.00	0.00	0.00	0.00	0.00	0.00 %
113-0000-49999	Transfer In	0.00	0.00	0.00	0.00	0.00	0.00 %
	Department: 0000 - Non-departmental Total:	0.00	0.00	0.00	0.00	0.00	0.00 %
Department: 5300 - Water Treatment							
113-5300-52102	Utilities	0.00	0.00	0.00	0.00	0.00	0.00 %
	Department: 5300 - Water Treatment Total:	0.00	0.00	0.00	0.00	0.00	0.00 %
Department: 5600 - Admin							
113-5600-50101	Part-time/Temp Staff Wages	0.00	0.00	0.00	0.00	0.00	0.00 %
	Department: 5600 - Admin Total:	0.00	0.00	0.00	0.00	0.00	0.00 %
Department: 7100 - Capital Outlay							
113-7100-71100	Capital Expenses	0.00	0.00	0.00	0.00	0.00	0.00 %
113-7100-71200	Principal Expense	0.00	0.00	0.00	0.00	0.00	0.00 %
113-7100-71201	Interest Expense	0.00	0.00	0.00	0.00	0.00	0.00 %
	Department: 7100 - Capital Outlay Total:	0.00	0.00	0.00	0.00	0.00	0.00 %
	Fund: 113 - Caby Grant Fund Surplus (Deficit):	0.00	0.00	0.00	0.00	0.00	0.00 %
Fund: 120 - State Revolving Fund							
Department: 0000 - Non-departmental							
120-0000-41100	Interest Income	0.00	0.00	0.00	3,052.57	3,052.57	0.00 %
120-0000-49999	Transfer In	0.00	0.00	0.00	0.00	0.00	0.00 %
120-0000-71201	Interest Expense	0.00	0.00	0.00	919.60	-919.60	0.00 %
	Department: 0000 - Non-departmental Surplus (Deficit):	0.00	0.00	0.00	2,132.97	2,132.97	0.00 %
Department: 7100 - Capital Outlay							
120-7100-71100	Capital Expenses	0.00	0.00	0.00	0.00	0.00	0.00 %
120-7100-71200	Principal Expense	0.00	0.00	0.00	10,809.64	-10,809.64	0.00 %

Budget Report

For Fiscal: 2023-2024 Period Ending: 06/30/2024

		Original Total Budget	Current Total Budget	Period Activity	Fiscal Activity	Variance Favorable (Unfavorable)	Percent Remaining
120-7100-71201	Interest Expense	0.00	0.00	0.00	15,469.89	-15,469.89	0.00 %
	Department: 7100 - Capital Outlay Total:	0.00	0.00	0.00	26,279.53	-26,279.53	0.00 %
	Fund: 120 - State Revolving Fund Surplus (Deficit):	0.00	0.00	0.00	-24,146.56	-24,146.56	0.00 %
Fund: 121 - SMER Fund							
Department: 0000 - Non-departmental							
121-0000-41100	Interest Income	0.00	0.00	0.00	1,377.90	1,377.90	0.00 %
121-0000-41101	Unrealized Gain/Loss	0.00	0.00	0.00	0.00	0.00	0.00 %
121-0000-42102	Grant Proceeds	0.00	0.00	0.00	0.00	0.00	0.00 %
	Department: 0000 - Non-departmental Total:	0.00	0.00	0.00	1,377.90	1,377.90	0.00 %
Department: 5100 - Source of Supply							
121-5100-51300	Professional Services	0.00	0.00	0.00	0.00	0.00	0.00 %
	Department: 5100 - Source of Supply Total:	0.00	0.00	0.00	0.00	0.00	0.00 %
	Fund: 121 - SMER Fund Surplus (Deficit):	0.00	0.00	0.00	1,377.90	1,377.90	0.00 %
Fund: 200 - Zone Fund							
Department: 0000 - Non-departmental							
200-0000-40107	Lease Revenue	0.00	0.00	0.00	0.00	0.00	0.00 %
200-0000-40108	Gain/Loss	0.00	0.00	0.00	0.00	0.00	0.00 %
200-0000-40200	Zone Charges	185,000.00	185,000.00	34,734.07	207,652.39	22,652.39	112.24 %
200-0000-40201	Zone Excrow Fee	12,000.00	12,000.00	1,300.00	12,815.90	815.90	106.80 %
200-0000-41100	Interest Income	0.00	0.00	0.00	-3,655.32	-3,655.32	0.00 %
200-0000-41101	Unrealized Gain/Loss	0.00	0.00	0.00	0.00	0.00	0.00 %
200-0000-41200	Penalties	0.00	0.00	0.00	0.00	0.00	0.00 %
200-0000-41301	Septic Design Fee	3,500.00	3,500.00	0.00	820.00	-2,680.00	76.57 %
200-0000-42102	Grant Proceeds	0.00	0.00	0.00	0.00	0.00	0.00 %
200-0000-49999	Transfer In	0.00	0.00	0.00	0.00	0.00	0.00 %
200-0000-50402	Pension Expense	0.00	0.00	0.00	0.00	0.00	0.00 %
200-0000-99999	Transfer Out	0.00	0.00	0.00	0.00	0.00	0.00 %
	Department: 0000 - Non-departmental Surplus (Deficit):	200,500.00	200,500.00	36,034.07	217,632.97	17,132.97	-8.55 %
Department: 5100 - Source of Supply							
200-5100-50200	Payroll Taxes	0.00	0.00	0.00	0.00	0.00	0.00 %
	Department: 5100 - Source of Supply Total:	0.00	0.00	0.00	0.00	0.00	0.00 %
Department: 5200 - Raw Water							
200-5200-50200	Payroll Taxes	0.00	0.00	0.00	0.00	0.00	0.00 %
	Department: 5200 - Raw Water Total:	0.00	0.00	0.00	0.00	0.00	0.00 %
Department: 5300 - Water Treatment							
200-5300-50200	Payroll Taxes	0.00	0.00	0.00	0.00	0.00	0.00 %
	Department: 5300 - Water Treatment Total:	0.00	0.00	0.00	0.00	0.00	0.00 %
Department: 5400 - Treated Water							
200-5400-50200	Payroll Taxes	0.00	0.00	0.00	0.00	0.00	0.00 %
	Department: 5400 - Treated Water Total:	0.00	0.00	0.00	0.00	0.00	0.00 %
Department: 5500 - Customer Service							
200-5500-50200	Payroll Taxes	0.00	0.00	0.00	0.00	0.00	0.00 %
	Department: 5500 - Customer Service Total:	0.00	0.00	0.00	0.00	0.00	0.00 %
Department: 5600 - Admin							
200-5600-50200	Payroll Taxes	0.00	0.00	0.00	0.00	0.00	0.00 %
	Department: 5600 - Admin Total:	0.00	0.00	0.00	0.00	0.00	0.00 %
Department: 6100 - ALT Zone Wastewater							
200-6100-50100	Salaries	132,360.00	132,360.00	12,213.49	148,184.77	-15,824.77	-11.96 %
200-6100-50101	Part-time/Temp Staff Wages	0.00	0.00	0.00	0.00	0.00	0.00 %
200-6100-50102	Overtime	1,272.00	1,272.00	0.00	485.36	786.64	61.84 %
200-6100-50200	Payroll Taxes	12,574.00	12,574.00	901.14	11,017.67	1,556.33	12.38 %
200-6100-50300	Health Insurance	38,850.00	38,850.00	3,565.81	39,802.19	-952.19	-2.45 %
200-6100-50302	Insurance - Workers Compensation	1,360.00	1,360.00	431.85	1,756.03	-396.03	-29.12 %
200-6100-50400	PERS Retirement Expense	9,884.00	9,884.00	1,051.21	13,461.66	-3,577.66	-36.20 %

Budget Report

For Fiscal: 2023-2024 Period Ending: 06/30/2024

		Original Total Budget	Current Total Budget	Period Activity	Fiscal Activity	Variance Favorable (Unfavorable)	Percent Remaining
200-6100-50401	PERS UAL	15,565.00	34,873.00	0.00	34,872.53	0.47	0.00 %
200-6100-50402	Pension Expense	0.00	0.00	0.00	0.00	0.00	0.00 %
200-6100-50403	Def Comp Retirement Expense	0.00	0.00	0.00	0.00	0.00	0.00 %
200-6100-51100	Materials & Supplies	5,800.00	5,800.00	1,068.58	6,044.99	-244.99	-4.22 %
200-6100-51101	Durables/Rentals/Leases	1,600.00	1,600.00	0.00	162.39	1,437.61	89.85 %
200-6100-51103	Safety/PPE Supplies	3,500.00	3,500.00	252.94	2,329.20	1,170.80	33.45 %
200-6100-51104	Software/Licenses	0.00	1,651.00	59.00	1,024.90	626.10	37.92 %
200-6100-51200	Vehicle Maintenance	1,550.00	1,550.00	0.00	4,187.31	-2,637.31	-170.15 %
200-6100-51201	Vehicle Operating - Fuel	5,000.00	5,000.00	532.08	5,278.95	-278.95	-5.58 %
200-6100-51300	Professional Services	100,000.00	99,000.00	0.00	30,565.59	68,434.41	69.13 %
200-6100-51301	Insurance - General Liability	5,309.00	5,309.00	0.00	5,173.60	135.40	2.55 %
200-6100-52100	Staff Development/Certifications	2,000.00	2,000.00	0.00	873.90	1,126.10	56.31 %
200-6100-52102	Utilities	13,050.00	12,250.00	998.66	15,915.15	-3,665.15	-29.92 %
200-6100-52105	Government Regulation Fees	56,250.00	56,250.00	3,691.00	51,929.78	4,320.22	7.68 %
200-6100-52108	Membership/Subscriptions	500.00	500.00	0.00	296.00	204.00	40.80 %
200-6100-71100	Capital Expenses	5,000.00	5,000.00	0.00	0.00	5,000.00	100.00 %
Department: 6100 - ALT Zone Wastewater Total:		411,424.00	430,583.00	24,765.76	373,361.97	57,221.03	13.29 %
Department: 7100 - Capital Outlay							
200-7100-71100	Capital Expenses	0.00	0.00	0.00	0.00	0.00	0.00 %
200-7100-71300	Depreciation Expense	0.00	0.00	0.00	0.00	0.00	0.00 %
Department: 7100 - Capital Outlay Total:		0.00	0.00	0.00	0.00	0.00	0.00 %
Fund: 200 - Zone Fund Surplus (Deficit):		-210,924.00	-230,083.00	11,268.31	-155,729.00	74,354.00	32.32 %
Fund: 210 - CDS Capital Reserve Fund							
Department: 0000 - Non-departmental							
210-0000-41100	Interest Income	0.00	0.00	0.00	-773.91	-773.91	0.00 %
210-0000-41101	Unrealized Gain/Loss	0.00	0.00	0.00	0.00	0.00	0.00 %
210-0000-41200	Penalties	0.00	0.00	0.00	0.00	0.00	0.00 %
210-0000-42102	Grant Proceeds	0.00	0.00	0.00	0.00	0.00	0.00 %
210-0000-49999	Transfer In	0.00	0.00	0.00	0.00	0.00	0.00 %
210-0000-99999	Transfer Out	0.00	0.00	0.00	0.00	0.00	0.00 %
Department: 0000 - Non-departmental Surplus (Deficit):		0.00	0.00	0.00	-773.91	-773.91	0.00 %
Department: 6100 - ALT Zone Wastewater							
210-6100-51100	Materials & Supplies	0.00	0.00	0.00	0.00	0.00	0.00 %
210-6100-51101	Durables/Rentals/Leases	0.00	0.00	0.00	0.00	0.00	0.00 %
210-6100-51300	Professional Services	0.00	0.00	0.00	0.00	0.00	0.00 %
Department: 6100 - ALT Zone Wastewater Total:		0.00	0.00	0.00	0.00	0.00	0.00 %
Department: 7100 - Capital Outlay							
210-7100-71100	Capital Expenses	0.00	210,000.00	0.00	0.00	210,000.00	100.00 %
Department: 7100 - Capital Outlay Total:		0.00	210,000.00	0.00	0.00	210,000.00	100.00 %
Fund: 210 - CDS Capital Reserve Fund Surplus (Deficit):		0.00	-210,000.00	0.00	-773.91	209,226.09	99.63 %
Fund: 211 - CDS M & O Fund							
Department: 0000 - Non-departmental							
211-0000-41100	Interest Income	0.00	0.00	0.00	-201.59	-201.59	0.00 %
211-0000-41101	Unrealized Gain/Loss	0.00	0.00	0.00	0.00	0.00	0.00 %
Department: 0000 - Non-departmental Total:		0.00	0.00	0.00	-201.59	-201.59	0.00 %
Department: 6100 - ALT Zone Wastewater							
211-6100-71400	Loan Expense	0.00	10,000.00	0.00	0.00	10,000.00	100.00 %
Department: 6100 - ALT Zone Wastewater Total:		0.00	10,000.00	0.00	0.00	10,000.00	100.00 %
Department: 7100 - Capital Outlay							
211-7100-71100	Capital Expenses	0.00	0.00	0.00	0.00	0.00	0.00 %
Department: 7100 - Capital Outlay Total:		0.00	0.00	0.00	0.00	0.00	0.00 %
Fund: 211 - CDS M & O Fund Surplus (Deficit):		0.00	-10,000.00	0.00	-201.59	9,798.41	97.98 %
Fund: 400 - Capital Facility Charge Fund							
Department: 0000 - Non-departmental							
400-0000-40300	Capital Facility Charge	0.00	0.00	0.00	0.00	0.00	0.00 %

Budget Report

For Fiscal: 2023-2024 Period Ending: 06/30/2024

		Original Total Budget	Current Total Budget	Period Activity	Fiscal Activity	Variance Favorable (Unfavorable)	Percent Remaining
400-0000-40301	Pipeline Fund	0.00	0.00	0.00	1,461.80	1,461.80	0.00 %
400-0000-41100	Interest Income	0.00	0.00	0.00	-2,182.74	-2,182.74	0.00 %
400-0000-41101	Unrealized Gain/Loss	0.00	0.00	0.00	0.00	0.00	0.00 %
400-0000-41200	Penalties	0.00	0.00	0.00	0.00	0.00	0.00 %
400-0000-42102	Grant Proceeds	0.00	0.00	0.00	0.00	0.00	0.00 %
Department: 0000 - Non-departmental Total:		0.00	0.00	0.00	-720.94	-720.94	0.00 %
Department: 7100 - Capital Outlay							
400-7100-50200	Payroll Taxes	0.00	0.00	0.00	0.00	0.00	0.00 %
400-7100-50300	Health Insurance	0.00	0.00	0.00	0.00	0.00	0.00 %
400-7100-50400	PERS Retirement Expense	0.00	0.00	0.00	0.00	0.00	0.00 %
400-7100-71100	Capital Expenses	0.00	0.00	0.00	0.00	0.00	0.00 %
Department: 7100 - Capital Outlay Total:		0.00	0.00	0.00	0.00	0.00	0.00 %
Fund: 400 - Capital Facility Charge Fund Surplus (Deficit):		0.00	0.00	0.00	-720.94	-720.94	0.00 %
Fund: 401 - Water Development Fund							
Department: 0000 - Non-departmental							
401-0000-41100	Interest Income	0.00	0.00	0.00	-2,021.44	-2,021.44	0.00 %
401-0000-41101	Unrealized Gain/Loss	0.00	0.00	0.00	0.00	0.00	0.00 %
Department: 0000 - Non-departmental Total:		0.00	0.00	0.00	-2,021.44	-2,021.44	0.00 %
Department: 5100 - Source of Supply							
401-5100-51300	Professional Services	0.00	0.00	0.00	0.00	0.00	0.00 %
Department: 5100 - Source of Supply Total:		0.00	0.00	0.00	0.00	0.00	0.00 %
Department: 7100 - Capital Outlay							
401-7100-71100	Capital Expenses	0.00	0.00	0.00	0.00	0.00	0.00 %
Department: 7100 - Capital Outlay Total:		0.00	0.00	0.00	0.00	0.00	0.00 %
Fund: 401 - Water Development Fund Surplus (Deficit):		0.00	0.00	0.00	-2,021.44	-2,021.44	0.00 %
Fund: 500 - Stewart Mine Fund							
Department: 0000 - Non-departmental							
500-0000-41100	Interest Income	0.00	0.00	0.00	-221.92	-221.92	0.00 %
500-0000-41101	Unrealized Gain/Loss	0.00	0.00	0.00	0.00	0.00	0.00 %
500-0000-52107	Other Miscellaneous Expense	0.00	0.00	46.92	46.92	-46.92	0.00 %
500-0000-71201	Interest Expense	0.00	0.00	0.00	0.00	0.00	0.00 %
Department: 0000 - Non-departmental Surplus (Deficit):		0.00	0.00	-46.92	-268.84	-268.84	0.00 %
Department: 7100 - Capital Outlay							
500-7100-71201	Interest Expense	0.00	0.00	0.00	3,470.95	-3,470.95	0.00 %
Department: 7100 - Capital Outlay Total:		0.00	0.00	0.00	3,470.95	-3,470.95	0.00 %
Fund: 500 - Stewart Mine Fund Surplus (Deficit):		0.00	0.00	-46.92	-3,739.79	-3,739.79	0.00 %
Fund: 501 - Garden Valley Fund							
Department: 0000 - Non-departmental							
501-0000-41100	Interest Income	0.00	0.00	0.00	-369.79	-369.79	0.00 %
501-0000-41101	Unrealized Gain/Loss	0.00	0.00	0.00	0.00	0.00	0.00 %
Department: 0000 - Non-departmental Total:		0.00	0.00	0.00	-369.79	-369.79	0.00 %
Fund: 501 - Garden Valley Fund Total:		0.00	0.00	0.00	-369.79	-369.79	0.00 %
Fund: 502 - Kelsey North Fund							
Department: 0000 - Non-departmental							
502-0000-41100	Interest Income	0.00	0.00	0.00	-509.15	-509.15	0.00 %
502-0000-41101	Unrealized Gain/Loss	0.00	0.00	0.00	0.00	0.00	0.00 %
502-0000-52107	Other Miscellaneous Expense	0.00	0.00	46.92	46.92	-46.92	0.00 %
502-0000-71201	Interest Expense	0.00	0.00	0.00	4,086.40	-4,086.40	0.00 %
Department: 0000 - Non-departmental Surplus (Deficit):		0.00	0.00	-46.92	-4,642.47	-4,642.47	0.00 %
Department: 7100 - Capital Outlay							
502-7100-52107	Other Miscellaneous Expense	0.00	0.00	0.00	0.00	0.00	0.00 %
502-7100-71100	Capital Expenses	0.00	0.00	0.00	0.00	0.00	0.00 %

Budget Report

For Fiscal: 2023-2024 Period Ending: 06/30/2024

	Original Total Budget	Current Total Budget	Period Activity	Fiscal Activity	Variance Favorable (Unfavorable)	Percent Remaining
502-7100-71201 Interest Expense	0.00	0.00	0.00	-539.10	539.10	0.00 %
Department: 7100 - Capital Outlay Total:	0.00	0.00	0.00	-539.10	539.10	0.00 %
Fund: 502 - Kelsey North Fund Surplus (Deficit):	0.00	0.00	-46.92	-4,103.37	-4,103.37	0.00 %
Fund: 503 - Bayne Rd Bend Fund						
Department: 0000 - Non-departmental						
503-0000-41100 Interest Income	0.00	0.00	0.00	0.00	0.00	0.00 %
503-0000-41101 Unrealized Gain/Loss	0.00	0.00	0.00	0.00	0.00	0.00 %
Department: 0000 - Non-departmental Total:	0.00	0.00	0.00	0.00	0.00	0.00 %
Fund: 503 - Bayne Rd Bend Fund Total:	0.00	0.00	0.00	0.00	0.00	0.00 %
Fund: 504 - Kelsey South Fund						
Department: 0000 - Non-departmental						
504-0000-41100 Interest Income	0.00	0.00	0.00	0.00	0.00	0.00 %
504-0000-41101 Unrealized Gain/Loss	0.00	0.00	0.00	0.00	0.00	0.00 %
Department: 0000 - Non-departmental Total:	0.00	0.00	0.00	0.00	0.00	0.00 %
Department: 7100 - Capital Outlay						
504-7100-71100 Capital Expenses	0.00	0.00	0.00	0.00	0.00	0.00 %
504-7100-71201 Interest Expense	0.00	0.00	0.00	0.00	0.00	0.00 %
Department: 7100 - Capital Outlay Total:	0.00	0.00	0.00	0.00	0.00	0.00 %
Fund: 504 - Kelsey South Fund Surplus (Deficit):	0.00	0.00	0.00	0.00	0.00	0.00 %
Fund: 506 - Pilot Hill South Fund						
Department: 0000 - Non-departmental						
506-0000-41100 Interest Income	0.00	0.00	0.00	0.00	0.00	0.00 %
Department: 0000 - Non-departmental Total:	0.00	0.00	0.00	0.00	0.00	0.00 %
Department: 7100 - Capital Outlay						
506-7100-71100 Capital Expenses	0.00	0.00	0.00	0.00	0.00	0.00 %
Department: 7100 - Capital Outlay Total:	0.00	0.00	0.00	0.00	0.00	0.00 %
Fund: 506 - Pilot Hill South Fund Surplus (Deficit):	0.00	0.00	0.00	0.00	0.00	0.00 %
Report Surplus (Deficit):	3,714,100.00	3,050,572.00	-244,235.34	-252,860.37	-3,303,432.37	108.29 %

Group Summary

Departmen...	Original Total Budget	Current Total Budget	Period Activity	Fiscal Activity	Variance Favorable (Unfavorable)	Percent Remaining
Fund: 100 - Water Fund						
0000 - Non-departmental	5,844,772.00	5,879,772.00	716,389.12	6,049,760.51	169,988.51	-2.89 %
5100 - Source of Supply	622,610.00	667,016.00	30,539.71	562,241.37	104,774.63	15.71 %
5200 - Raw Water	791,442.00	668,846.00	47,570.31	594,948.16	73,897.84	11.05 %
5300 - Water Treatment	844,553.00	852,521.00	121,151.56	911,041.67	-58,520.67	-6.86 %
5400 - Treated Water	1,070,577.00	1,143,899.00	73,393.70	1,124,923.15	18,975.85	1.66 %
5600 - Admin	1,955,566.00	1,971,876.00	233,382.30	2,216,904.74	-245,028.74	-12.43 %
7100 - Capital Outlay	0.00	0.00	0.00	1,358.68	-1,358.68	0.00 %
8000 - Capital Improvement Projects	0.00	0.00	0.00	0.00	0.00	0.00 %
Fund: 100 - Water Fund Surplus (Deficit):	560,024.00	575,614.00	210,351.54	638,342.74	62,728.74	-10.90 %
Fund: 101 - Retiree Health Fund						
0000 - Non-departmental	0.00	0.00	0.00	10,480.55	10,480.55	0.00 %
5500 - Customer Service	0.00	0.00	0.00	0.00	0.00	0.00 %
5600 - Admin	0.00	0.00	2,683.53	15,013.90	-15,013.90	0.00 %
Fund: 101 - Retiree Health Fund Surplus (Deficit):	0.00	0.00	-2,683.53	-4,533.35	-4,533.35	0.00 %
Fund: 102 - SMUD Fund						
0000 - Non-departmental	110,000.00	134,041.00	0.00	130,181.26	-3,859.74	2.88 %
Fund: 102 - SMUD Fund Surplus (Deficit):	110,000.00	134,041.00	0.00	130,181.26	-3,859.74	2.88 %
Fund: 103 - Hydroelectric Fund						
0000 - Non-departmental	55,000.00	55,000.00	1,988.44	37,714.49	-17,285.51	31.43 %
5200 - Raw Water	0.00	0.00	64.10	767.52	-767.52	0.00 %
5600 - Admin	0.00	0.00	0.00	0.00	0.00	0.00 %
5900 - 5900	0.00	0.00	0.00	0.00	0.00	0.00 %
7100 - Capital Outlay	0.00	0.00	0.00	0.00	0.00	0.00 %
Fund: 103 - Hydroelectric Fund Surplus (Deficit):	55,000.00	55,000.00	1,924.34	36,946.97	-18,053.03	32.82 %
Fund: 110 - Capital Replace Fund						
0000 - Non-departmental	0.00	0.00	0.00	0.00	0.00	0.00 %
5300 - Water Treatment	0.00	0.00	0.00	0.00	0.00	0.00 %
5600 - Admin	0.00	0.00	0.00	0.00	0.00	0.00 %
7100 - Capital Outlay	0.00	0.00	0.00	0.00	0.00	0.00 %
Fund: 110 - Capital Replace Fund Surplus (Deficit):	0.00	0.00	0.00	0.00	0.00	0.00 %
Fund: 111 - Capital Reserve Fund						
0000 - Non-departmental	3,200,000.00	3,200,000.00	0.00	553,703.64	-2,646,296.36	82.70 %
5100 - Source of Supply	0.00	0.00	0.00	0.00	0.00	0.00 %
5400 - Treated Water	0.00	0.00	0.00	0.00	0.00	0.00 %
5600 - Admin	0.00	0.00	0.00	0.00	0.00	0.00 %
7100 - Capital Outlay	0.00	1,117,000.00	282,160.77	1,488,181.56	-371,181.56	-33.23 %
Fund: 111 - Capital Reserve Fund Surplus (Deficit):	3,200,000.00	2,083,000.00	-282,160.77	-934,477.92	-3,017,477.92	144.86 %
Fund: 112 - Sweetwater Treatment Plant Fund						
0000 - Non-departmental	0.00	653,000.00	110,837.00	658,465.20	5,465.20	0.84 %
7100 - Capital Outlay	0.00	0.00	293,678.39	587,356.78	-587,356.78	0.00 %
Fund: 112 - Sweetwater Treatment Plant Fund Surplus (Deficit):	0.00	653,000.00	-182,841.39	71,108.42	-581,891.58	89.11 %
Fund: 113 - Caby Grant Fund						
0000 - Non-departmental	0.00	0.00	0.00	0.00	0.00	0.00 %
5300 - Water Treatment	0.00	0.00	0.00	0.00	0.00	0.00 %
5600 - Admin	0.00	0.00	0.00	0.00	0.00	0.00 %
7100 - Capital Outlay	0.00	0.00	0.00	0.00	0.00	0.00 %
Fund: 113 - Caby Grant Fund Surplus (Deficit):	0.00	0.00	0.00	0.00	0.00	0.00 %
Fund: 120 - State Revolving Fund						
0000 - Non-departmental	0.00	0.00	0.00	2,132.97	2,132.97	0.00 %
7100 - Capital Outlay	0.00	0.00	0.00	26,279.53	-26,279.53	0.00 %
Fund: 120 - State Revolving Fund Surplus (Deficit):	0.00	0.00	0.00	-24,146.56	-24,146.56	0.00 %

Budget Report

For Fiscal: 2023-2024 Period Ending: 06/30/2024

Department...	Original Total Budget	Current Total Budget	Period Activity	Fiscal Activity	Variance Favorable (Unfavorable)	Percent Remaining
Fund: 121 - SMER Fund						
0000 - Non-departmental	0.00	0.00	0.00	1,377.90	1,377.90	0.00 %
5100 - Source of Supply	0.00	0.00	0.00	0.00	0.00	0.00 %
Fund: 121 - SMER Fund Surplus (Deficit):	0.00	0.00	0.00	1,377.90	1,377.90	0.00 %
Fund: 200 - Zone Fund						
0000 - Non-departmental	200,500.00	200,500.00	36,034.07	217,632.97	17,132.97	-8.55 %
5100 - Source of Supply	0.00	0.00	0.00	0.00	0.00	0.00 %
5200 - Raw Water	0.00	0.00	0.00	0.00	0.00	0.00 %
5300 - Water Treatment	0.00	0.00	0.00	0.00	0.00	0.00 %
5400 - Treated Water	0.00	0.00	0.00	0.00	0.00	0.00 %
5500 - Customer Service	0.00	0.00	0.00	0.00	0.00	0.00 %
5600 - Admin	0.00	0.00	0.00	0.00	0.00	0.00 %
6100 - ALT Zone Wastewater	411,424.00	430,583.00	24,765.76	373,361.97	57,221.03	13.29 %
7100 - Capital Outlay	0.00	0.00	0.00	0.00	0.00	0.00 %
Fund: 200 - Zone Fund Surplus (Deficit):	-210,924.00	-230,083.00	11,268.31	-155,729.00	74,354.00	32.32 %
Fund: 210 - CDS Capital Reserve Fund						
0000 - Non-departmental	0.00	0.00	0.00	-773.91	-773.91	0.00 %
6100 - ALT Zone Wastewater	0.00	0.00	0.00	0.00	0.00	0.00 %
7100 - Capital Outlay	0.00	210,000.00	0.00	0.00	210,000.00	100.00 %
Fund: 210 - CDS Capital Reserve Fund Surplus (Deficit):	0.00	-210,000.00	0.00	-773.91	209,226.09	99.63 %
Fund: 211 - CDS M & O Fund						
0000 - Non-departmental	0.00	0.00	0.00	-201.59	-201.59	0.00 %
6100 - ALT Zone Wastewater	0.00	10,000.00	0.00	0.00	10,000.00	100.00 %
7100 - Capital Outlay	0.00	0.00	0.00	0.00	0.00	0.00 %
Fund: 211 - CDS M & O Fund Surplus (Deficit):	0.00	-10,000.00	0.00	-201.59	9,798.41	97.98 %
Fund: 400 - Capital Facility Charge Fund						
0000 - Non-departmental	0.00	0.00	0.00	-720.94	-720.94	0.00 %
7100 - Capital Outlay	0.00	0.00	0.00	0.00	0.00	0.00 %
Fund: 400 - Capital Facility Charge Fund Surplus (Deficit):	0.00	0.00	0.00	-720.94	-720.94	0.00 %
Fund: 401 - Water Development Fund						
0000 - Non-departmental	0.00	0.00	0.00	-2,021.44	-2,021.44	0.00 %
5100 - Source of Supply	0.00	0.00	0.00	0.00	0.00	0.00 %
7100 - Capital Outlay	0.00	0.00	0.00	0.00	0.00	0.00 %
Fund: 401 - Water Development Fund Surplus (Deficit):	0.00	0.00	0.00	-2,021.44	-2,021.44	0.00 %
Fund: 500 - Stewart Mine Fund						
0000 - Non-departmental	0.00	0.00	-46.92	-268.84	-268.84	0.00 %
7100 - Capital Outlay	0.00	0.00	0.00	3,470.95	-3,470.95	0.00 %
Fund: 500 - Stewart Mine Fund Surplus (Deficit):	0.00	0.00	-46.92	-3,739.79	-3,739.79	0.00 %
Fund: 501 - Garden Valley Fund						
0000 - Non-departmental	0.00	0.00	0.00	-369.79	-369.79	0.00 %
Fund: 501 - Garden Valley Fund Total:	0.00	0.00	0.00	-369.79	-369.79	0.00 %
Fund: 502 - Kelsey North Fund						
0000 - Non-departmental	0.00	0.00	-46.92	-4,642.47	-4,642.47	0.00 %
7100 - Capital Outlay	0.00	0.00	0.00	-539.10	539.10	0.00 %
Fund: 502 - Kelsey North Fund Surplus (Deficit):	0.00	0.00	-46.92	-4,103.37	-4,103.37	0.00 %
Fund: 503 - Bayne Rd Bend Fund						
0000 - Non-departmental	0.00	0.00	0.00	0.00	0.00	0.00 %
Fund: 503 - Bayne Rd Bend Fund Total:	0.00	0.00	0.00	0.00	0.00	0.00 %
Fund: 504 - Kelsey South Fund						
0000 - Non-departmental	0.00	0.00	0.00	0.00	0.00	0.00 %
7100 - Capital Outlay	0.00	0.00	0.00	0.00	0.00	0.00 %
Fund: 504 - Kelsey South Fund Surplus (Deficit):	0.00	0.00	0.00	0.00	0.00	0.00 %
Fund: 506 - Pilot Hill South Fund						
0000 - Non-departmental	0.00	0.00	0.00	0.00	0.00	0.00 %

Budget Report

For Fiscal: 2023-2024 Period Ending: 06/30/2024

Departmen...	Original Total Budget	Current Total Budget	Period Activity	Fiscal Activity	Variance Favorable (Unfavorable)	Percent Remaining
7100 - Capital Outlay	0.00	0.00	0.00	0.00	0.00	0.00 %
Fund: 506 - Pilot Hill South Fund Surplus (Deficit):	0.00	0.00	0.00	0.00	0.00	0.00 %
Report Surplus (Deficit):	3,714,100.00	3,050,572.00	-244,235.34	-252,860.37	-3,303,432.37	108.29 %

Fund Summary

Fund	Original Total Budget	Current Total Budget	Period Activity	Fiscal Activity	Variance Favorable (Unfavorable)
100 - Water Fund	560,024.00	575,614.00	210,351.54	638,342.74	62,728.74
101 - Retiree Health Fund	0.00	0.00	-2,683.53	-4,533.35	-4,533.35
102 - SMUD Fund	110,000.00	134,041.00	0.00	130,181.26	-3,859.74
103 - Hydroelectric Fund	55,000.00	55,000.00	1,924.34	36,946.97	-18,053.03
110 - Capital Replace Fund	0.00	0.00	0.00	0.00	0.00
111 - Capital Reserve Fund	3,200,000.00	2,083,000.00	-282,160.77	-934,477.92	-3,017,477.92
112 - Sweetwater Treatment Plant	0.00	653,000.00	-182,841.39	71,108.42	-581,891.58
113 - Caby Grant Fund	0.00	0.00	0.00	0.00	0.00
120 - State Revolving Fund	0.00	0.00	0.00	-24,146.56	-24,146.56
121 - SMER Fund	0.00	0.00	0.00	1,377.90	1,377.90
200 - Zone Fund	-210,924.00	-230,083.00	11,268.31	-155,729.00	74,354.00
210 - CDS Capital Reserve Fund	0.00	-210,000.00	0.00	-773.91	209,226.09
211 - CDS M & O Fund	0.00	-10,000.00	0.00	-201.59	9,798.41
400 - Capital Facility Charge Fund	0.00	0.00	0.00	-720.94	-720.94
401 - Water Development Fund	0.00	0.00	0.00	-2,021.44	-2,021.44
500 - Stewart Mine Fund	0.00	0.00	-46.92	-3,739.79	-3,739.79
501 - Garden Valley Fund	0.00	0.00	0.00	-369.79	-369.79
502 - Kelsey North Fund	0.00	0.00	-46.92	-4,103.37	-4,103.37
503 - Bayne Rd Bend Fund	0.00	0.00	0.00	0.00	0.00
504 - Kelsey South Fund	0.00	0.00	0.00	0.00	0.00
506 - Pilot Hill South Fund	0.00	0.00	0.00	0.00	0.00
Report Surplus (Deficit):	3,714,100.00	3,050,572.00	-244,235.34	-252,860.37	-3,303,432.37



Pooled Cash Report

Georgetown Divide PUD
For the Period Ending 6/30/2024

ACCOUNT #	ACCOUNT NAME	BEGINNING BALANCE	CURRENT ACTIVITY	CURRENT BALANCE	
CLAIM ON CASH					
100-0000-10999	Water Fund	915,249.95	(184,317.83)	730,932.12	
101-0000-10999	Retiree Health	336,582.04	(2,604.19)	333,977.85	
102-0000-10999	SMUD Fund	936,332.92	0.00	936,332.92	
103-0000-10999	Hydroelectric	984,806.28	1,924.34	986,730.62	
110-0000-10999	Capital Replacement	(31,171.29)	0.00	(31,171.29)	
111-0000-10999	Capital Reserve	2,169,990.41	(185,279.21)	1,984,711.20	
112-0000-10999	SWTP Supplemental Charge (Restricted)	1,139,003.33	(269,492.61)	869,510.72	
113-0000-10999	Caby Grant Fund (Restricted)	(39,066.57)	0.00	(39,066.57)	
114-0000-10999	EPA Grant Sweet water Plant (Restricted)	(90,530.11)	0.00	(90,530.11)	
120-0000-10999	State Revolving Fund (Restricted)	1,051,314.95	(230.09)	1,051,084.86	
121-0000-10999	Stumpy Meadows Emergency Reserve Fund	1,096,989.72	0.00	1,096,989.72	
200-0000-10999	Zone Fund	574,993.18	(12,424.27)	562,568.91	
210-0000-10999	CDS Reserve Fund (Restricted)	167,245.17	0.00	167,245.17	
211-0000-10999	CDS M & O Fund (Restricted)	42,041.15	0.00	42,041.15	
400-0000-10999	Capital Facility Charge Fund (Restricted)	531,566.29	0.00	531,566.29	
401-0000-10999	Water Development Fund (Restricted)	421,586.53	0.00	421,586.53	
500-0000-10999	Stewart Mine Fund (Restricted)	42,217.96	(469.81)	41,748.15	
501-0000-10999	Garden Valley Fund (Restricted)	77,124.30	0.00	77,124.30	
502-0000-10999	Kelsey North Fund (Restricted)	132,072.26	(874.71)	131,197.55	
TOTAL CLAIM ON CASH		<u>10,458,348.47</u>	<u>(653,768.38)</u>	<u>9,804,580.09</u>	
CASH IN BANK					
Cash in Bank					
999-0000-10100	EDSB - Disbursements	36,369.63	7.73	36,377.36	
999-0000-10101	EDSB - Receipts	532,254.72	(250,396.52)	281,858.20	
999-0000-10106	CA CLASS IVESTMENT POOL	2,068,086.16	(441,312.59)	1,626,773.57	
999-0000-10108	INVESTMENT SECURITIES	7,557,221.19	268,279.75	7,825,500.94	
999-0000-10109	US BANK SAFEKEEPING	235,160.59	(230,346.75)	4,813.84	
999-0000-10110	LAIF	29,256.18	0.00	29,256.18	
TOTAL: Cash in Bank		<u>10,458,348.47</u>	<u>(653,768.38)</u>	<u>9,804,580.09</u>	
TOTAL CASH IN BANK		<u>10,458,348.47</u>	<u>(653,768.38)</u>	<u>9,804,580.09</u>	
DUE TO OTHER FUNDS					
999-0000-23100	Due To Fund	10,458,348.47	(653,768.38)	9,804,580.09	
TOTAL DUE TO OTHER FUNDS		<u>10,458,348.47</u>	<u>(653,768.38)</u>	<u>9,804,580.09</u>	
Claim on Cash	9,804,580.09	Claim on Cash	9,804,580.09	Cash in Bank	9,804,580.09
Cash in Bank	9,804,580.09	Due To Other Funds	9,804,580.09	Due To Other Funds	9,804,580.09
Difference	<u>0.00</u>	Difference	<u>0.00</u>	Difference	<u>0.00</u>

ACCOUNT #	ACCOUNT NAME	BEGINNING BALANCE	CURRENT ACTIVITY	CURRENT BALANCE	
ACCOUNTS PAYABLE PENDING					
100-0000-20102	Accounts Payable Pending	0.00	122,837.96	122,837.96	
111-0000-20102	Accounts Payable Pending	0.00	96,881.56	96,881.56	
200-0000-20102	Accounts Payable Pending	0.00	1,825.46	1,825.46	
TOTAL ACCOUNTS PAYABLE PENDING		<u>0.00</u>	<u>221,544.98</u>	<u>221,544.98</u>	
DUE FROM OTHER FUNDS					
999-0000-13100	Due From Fund 100	0.00	(122,837.96)	(122,837.96)	
999-0000-13111	Due From Fund 111	0.00	(96,881.56)	(96,881.56)	
999-0000-13200	Due From Fund 200	0.00	(1,825.46)	(1,825.46)	
TOTAL DUE FROM OTHER FUNDS		<u>0.00</u>	<u>(221,544.98)</u>	<u>(221,544.98)</u>	
ACCOUNTS PAYABLE					
999-0000-20102	Accounts Payable	0.00	221,544.98	221,544.98	
TOTAL ACCOUNTS PAYABLE		<u>0.00</u>	<u>221,544.98</u>	<u>221,544.98</u>	
AP Pending	221,544.98	AP Pending	221,544.98	Due From Other Funds	221,544.98
Due From Other Funds	221,544.98	Accounts Payable	221,544.98	Accounts Payable	221,544.98
Difference	<u>0.00</u>	Difference	<u>0.00</u>	Difference	<u>0.00</u>



Georgetown Divide PUD

Check Report

By Check Number

Date Range: 07/01/2023 - 06/30/2024

Vendor Number	Vendor Name	Payment Date	Payment Type	Discount Amount	Payment Amount	Number
Bank Code: EDSB-El Dorado Savings Bank						
SCH03	SCHNEIDER, NICHOLAS	07/11/2023	Regular	0.00	473.52	34988
ACW01	ACWA/JPIA	07/14/2023	Regular	0.00	9,297.81	34993
ACW05	ACWA/JPIA HEALTH	07/14/2023	Regular	0.00	42,603.13	34994
ADM01	Matthew Shepherd	07/14/2023	Regular	0.00	90.00	34995
ADT01	ADT SECURITY SERVICES	07/14/2023	Regular	0.00	5,129.37	34996
ALL01	ALLEN KRAUSE	07/14/2023	Regular	0.00	386.17	34997
AMP01	AMPRA'S Staffing Services, Inc	07/14/2023	Regular	0.00	1,835.20	34998
AND01	ANDERSON'S SIERRA PIPE CO	07/14/2023	Regular	0.00	152.53	34999
ARA01	ARAMARK	07/14/2023	Regular	0.00	45.07	35000
BEA01	BUTTE EQUIPMENT RENTALS	07/14/2023	Regular	0.00	597.00	35001
BUC01	Buckmaster Office Solutions	07/14/2023	Regular	0.00	20.00	35002
CAR08	Carmody Software, Inc.	07/14/2023	Regular	0.00	59.00	35003
CLS01	CLS LABS	07/14/2023	Regular	0.00	290.00	35004
ELD05	EDC AUDITOR-CONTROLLER	07/14/2023	Regular	0.00	6,144.30	35005
ELD16	EL DORADO DISPOSAL SERVICE	07/14/2023	Regular	0.00	429.00	35006
FSL01	Fidelity Security Life Insurance Company	07/14/2023	Regular	0.00	337.28	35007
GEO02	GEORGETOWN GAZETTE	07/14/2023	Regular	0.00	244.00	35008
GEO04	DIVIDE SUPPLY ACE HARDWARE	07/14/2023	Regular	0.00	1,096.18	35009
HAR03	HARRIS INDUSTRIAL GASES	07/14/2023	Regular	0.00	53.00	35010
HAR08	KEITH P. HARSTON	07/14/2023	Regular	0.00	100.00	35011
HOL03	HOLT OF CALIFORNIA	07/14/2023	Regular	0.00	13,854.47	35012
ICM03	ICMA	07/14/2023	Regular	0.00	1,318.44	35013
IFS01	Infosend, Inc.	07/14/2023	Regular	0.00	418.83	35014
INF01	Infinity Technologies	07/14/2023	Regular	0.00	1,470.00	35015
IUO01	IUOE, LOCAL 39	07/14/2023	Regular	0.00	352.69	35016
IUO02	AFSCME District Council 57	07/14/2023	Regular	0.00	344.72	35017
LSL01	LANCE, SOLL & LUNGHARD, LLP	07/14/2023	Regular	0.00	10,980.00	35018
MAC02	MACDONALD, MITCH	07/14/2023	Regular	0.00	825.62	35019
MOU02	MOUNTAIN DEMOCRAT	07/14/2023	Regular	0.00	302.55	35020
PAC02	PACIFIC GAS & ELECTRIC	07/14/2023	Regular	0.00	110.53	35021
PAC02	PACIFIC GAS & ELECTRIC	07/14/2023	Regular	0.00	19,740.68	35022
PAC06	PACE SUPPLY 23714-00	07/14/2023	Regular	0.00	2,312.12	35023
PUL01	PULFER, JEFF	07/14/2023	Regular	0.00	117.76	35024
RAM01	RAMMCO	07/14/2023	Regular	0.00	522.18	35025
RUL01	RULE, BRIAN	07/14/2023	Regular	0.00	210.25	35026
RWA01	Regional Water Authority	07/14/2023	Regular	0.00	4,218.00	35027
SSY01	Sloan Sakai Yeung & Wong LLP	07/14/2023	Regular	0.00	516.50	35028
STR01	STREAMLINE	07/14/2023	Regular	0.00	4,500.00	35029
SWR03	STATE WATER RESOURCES CON	07/14/2023	Regular	0.00	90.00	35030
TEI01	A. TEICHERT & SON, INC	07/14/2023	Regular	0.00	737.16	35031
TYL02	TYLER TECHNOLOGIES, INC	07/14/2023	Regular	0.00	196.00	35032
USA04	HD SUPPLY, INC	07/14/2023	Regular	0.00	1,908.08	35033
USB06	U.S. BANK EQUIPMENT FINANCE	07/14/2023	Regular	0.00	820.50	35034
VEC01	Vectis DC LLC	07/14/2023	Regular	0.00	4,000.00	35035
VER02	Verizon Connect Fleet USA LLC	07/14/2023	Regular	0.00	265.30	35036
WES08	WESTERN HYDROLOGICS, LLP	07/14/2023	Regular	0.00	5,474.76	35037
ZAN01	ZANJERO, INC.	07/14/2023	Regular	0.00	2,067.50	35038
ACW01	ACWA/JPIA	07/21/2023	Regular	0.00	29,475.36	35039
ALL01	ALLEN KRAUSE	07/21/2023	Regular	0.00	244.43	35040
ARA01	ARAMARK	07/21/2023	Regular	0.00	90.14	35041
ATT02	AT&T	07/21/2023	Regular	0.00	127.64	35042
ATT04	AT&T Internet	07/21/2023	Regular	0.00	95.59	35043
BEN04	BENNETT ENGINEERING SERVICES	07/21/2023	Regular	0.00	16,043.43	35044
BJP01	BRUCE R. JOHNSON	07/21/2023	Regular	0.00	600.00	35045

Check Report

Date Range: 07/01/2023 - 06/30/2024

Vendor Number	Vendor Name	Payment Date	Payment Type	Discount Amount	Payment Amount	Number
BLU01	ANTHEM BLUE CROSS	07/21/2023	Regular	0.00	2,890.32	35046
BLU06	BLUE SHIELD OF CALIFORNIA	07/21/2023	Regular	0.00	-304.00	35047
BLU06	BLUE SHIELD OF CALIFORNIA	07/21/2023	Regular	0.00	304.00	35047
CAL17	STATE OF CA - DEPT OF FORESTRY AND FIRE PR	07/21/2023	Regular	0.00	226.94	35048
CLS01	CLS LABS	07/21/2023	Regular	0.00	75.00	35049
DIV05	PLACERVILLE AUTO PARTS, INC.	07/21/2023	Regular	0.00	9.64	35050
ESR01	ENVIRONMENTAL SYSTEMS RESEARCH INSTITU	07/21/2023	Regular	0.00	2,707.81	35051
GEO01	GEORGETOWN HARDWARE	07/21/2023	Regular	0.00	174.43	35052
KAI01	Kaiser Permanente	07/21/2023	Regular	0.00	110.10	35053
KAS01	KASL CONSULTING ENGINEERS	07/21/2023	Regular	0.00	19,167.88	35054
KLA02	KLAHN, CHRISTIAN	07/21/2023	Regular	0.00	300.00	35055
NBS01	NBS	07/21/2023	Regular	0.00	171.60	35056
RAM01	RAMMCO	07/21/2023	Regular	0.00	174.06	35057
SIE02	Sierra Asphalt, Inc	07/21/2023	Regular	0.00	13,276.13	35058
SIG01	SIGNAL SERVICE INC	07/21/2023	Regular	0.00	300.00	35059
TYL02	TYLER TECHNOLOGIES, INC	07/21/2023	Regular	0.00	175.00	35060
UNI06	UNITEDHEALTHCARE INSURANCE	07/21/2023	Regular	0.00	696.20	35061
USA04	HD SUPPLY, INC	07/21/2023	Regular	0.00	1,176.54	35062
USB05	U.S. BANK CORPORATE PAYMENT SYSTEMS	07/21/2023	Regular	0.00	2,201.94	35063
VER01	VERIZON WIRELESS	07/21/2023	Regular	0.00	50.02	35064
WAL02	WALKER'S OFFICE SUPPLY	07/21/2023	Regular	0.00	172.89	35065
WHI01	White Brenner LLP	07/21/2023	Regular	0.00	2,914.50	35066
WIL01	Wilkinson Portables Inc.	07/21/2023	Regular	0.00	314.65	35067
ACW01	ACWA/JPIA	07/28/2023	Regular	0.00	1,695.00	35069
AFL01	AMERICAN FAMILY LIFE INS	07/28/2023	Regular	0.00	1,334.00	35070
ALL01	ALLEN KRAUSE	07/28/2023	Regular	0.00	786.35	35071
ARA01	ARAMARK	07/28/2023	Regular	0.00	45.07	35072
ATT02	AT&T	07/28/2023	Regular	0.00	2,478.62	35073
AWW01	AMERICAN WATER WORKS ASSN	07/28/2023	Regular	0.00	487.00	35074
CAR01	Cartegraph Systems LLC	07/28/2023	Regular	0.00	16,840.50	35075
CLS01	CLS LABS	07/28/2023	Regular	0.00	45.00	35076
CWS01	CORBIN WILLITS SYS. INC.	07/28/2023	Regular	0.00	1,216.56	35077
GEO02	GEORGETOWN GAZETTE	07/28/2023	Regular	0.00	652.70	35078
ICM03	ICMA	07/28/2023	Regular	0.00	1,197.88	35079
IUO01	IUOE, LOCAL 39	07/28/2023	Regular	0.00	361.34	35080
IUO02	AFSCME District Council 57	07/28/2023	Regular	0.00	358.50	35081
PAC02	PACIFIC GAS & ELECTRIC	07/28/2023	Regular	0.00	9.41	35082
PAC02	PACIFIC GAS & ELECTRIC	07/28/2023	Regular	0.00	50.62	35083
PAC02	PACIFIC GAS & ELECTRIC	07/28/2023	Regular	0.00	27.10	35084
PAC02	PACIFIC GAS & ELECTRIC	07/28/2023	Regular	0.00	156.32	35085
PAC02	PACIFIC GAS & ELECTRIC	07/28/2023	Regular	0.00	1,341.54	35086
PAC02	PACIFIC GAS & ELECTRIC	07/28/2023	Regular	0.00	17.84	35087
PAC02	PACIFIC GAS & ELECTRIC	07/28/2023	Regular	0.00	33.00	35088
PAC02	PACIFIC GAS & ELECTRIC	07/28/2023	Regular	0.00	124.20	35089
PAC06	PACE SUPPLY 23714-00	07/28/2023	Regular	0.00	637.09	35090
PIC02	PICOVALE SERVICES, INC.	07/28/2023	Regular	0.00	5,116.27	35091
POL02	POLARIS SALES INC	07/28/2023	Regular	0.00	38,023.93	35092
POW01	POWERNET GLOBAL COMMUNICATIONS	07/28/2023	Regular	0.00	154.15	35093
PRE01	PREMIER ACCESS INS CO	07/28/2023	Regular	0.00	3,124.84	35094
RAM01	RAMMCO	07/28/2023	Regular	0.00	174.06	35095
SIE02	Sierra Asphalt, Inc	07/28/2023	Regular	0.00	21,998.15	35096
TIR01	TIREHUB, LLC	07/28/2023	Regular	0.00	1,432.57	35097
TYL02	TYLER TECHNOLOGIES, INC	07/28/2023	Regular	0.00	23,093.74	35098
USA01	UNDERGROUND SERVICE ALERT	07/28/2023	Regular	0.00	3,680.50	35099
VER01	VERIZON WIRELESS	07/28/2023	Regular	0.00	1,186.92	35100
WAL02	WALKER'S OFFICE SUPPLY	07/28/2023	Regular	0.00	551.62	35101
WEX01	Wex Bank	07/28/2023	Regular	0.00	6,200.23	35102
ACW05	ACWA/JPIA HEALTH	08/11/2023	Regular	0.00	42,042.05	35106
ADT01	ADT SECURITY SERVICES	08/11/2023	Regular	0.00	243.06	35107
ADV01	ADVENT TECHNOLOGIES	08/11/2023	Regular	0.00	135.00	35108
ALL01	ALLEN KRAUSE	08/11/2023	Regular	0.00	453.01	35109

Check Report

Date Range: 07/01/2023 - 06/30/2024

Vendor Number	Vendor Name	Payment Date	Payment Type	Discount Amount	Payment Amount	Number
AMP01	AMPRA'S Staffing Services, Inc	08/11/2023	Regular	0.00	1,420.80	35110
ARA01	ARAMARK	08/11/2023	Regular	0.00	90.14	35111
CAR08	Carmody Software, Inc.	08/11/2023	Regular	0.00	59.00	35112
CLS01	CLS LABS	08/11/2023	Regular	0.00	120.00	35113
DMI01	DENNIS M. IRVIN	08/11/2023	Regular	0.00	120.00	35114
ELD16	EL DORADO DISPOSAL SERVICE	08/11/2023	Regular	0.00	451.35	35115
FER01	FERRELLGAS	08/11/2023	Regular	0.00	12.00	35116
FSL01	Fidelity Security Life Insurance Company	08/11/2023	Regular	0.00	337.28	35117
GEO04	DIVIDE SUPPLY ACE HARDWARE	08/11/2023	Regular	0.00	338.91	35118
GOL04	GOLD MOUNTAIN CALIFORNIA NEWS MEDIA IN	08/11/2023	Regular	0.00	420.00	35119
GUT01	Robert Gutierrez	08/11/2023	Regular	0.00	500.00	35120
HOL03	HOLT OF CALIFORNIA	08/11/2023	Regular	0.00	409.49	35121
HOM01	HOME DEPOT CREDIT SERVICE	08/11/2023	Regular	0.00	419.99	35122
ICM03	ICMA	08/11/2023	Regular	0.00	1,247.88	35123
IFS01	Infosend, Inc.	08/11/2023	Regular	0.00	3,298.98	35124
IUO01	IUOE, LOCAL 39	08/11/2023	Regular	0.00	361.34	35125
IUO02	AFSCME District Council 57	08/11/2023	Regular	0.00	358.50	35126
KAL01	Kirk Lovejoy	08/11/2023	Regular	0.00	13,550.00	35127
KAS01	KASL CONSULTING ENGINEERS	08/11/2023	Regular	0.00	6,989.00	35128
LSL01	LANCE, SOLL & LUNGHARD, LLP	08/11/2023	Regular	0.00	15,876.80	35129
MAZ01	MAZE & ASSOCIATES	08/11/2023	Regular	0.00	4,040.00	35130
NAT04	NATIONAL PRINT & PROMO	08/11/2023	Regular	0.00	80.40	35131
NTU01	NTU TECHNOLOGIES, INC.	08/11/2023	Regular	0.00	588.70	35132
OPT01	OPTIMIZED INVESTMENT PARTNERS	08/11/2023	Regular	0.00	902.84	35133
PAC02	PACIFIC GAS & ELECTRIC	08/11/2023	Regular	0.00	177.76	35134
PAC02	PACIFIC GAS & ELECTRIC	08/11/2023	Regular	0.00	197.61	35135
PAC02	PACIFIC GAS & ELECTRIC	08/11/2023	Regular	0.00	24,640.25	35136
PAC02	PACIFIC GAS & ELECTRIC	08/11/2023	Regular	0.00	158.38	35137
PAC02	PACIFIC GAS & ELECTRIC	08/11/2023	Regular	0.00	419.37	35138
PAC06	PACE SUPPLY 23714-00	08/11/2023	Regular	0.00	1,187.00	35139
RAM01	RAMMCO	08/11/2023	Regular	0.00	348.12	35140
ROB01	DON ROBINSON	08/11/2023	Regular	0.00	1,040.33	35141
TEI01	A. TEICHERT & SON, INC	08/11/2023	Regular	0.00	552.36	35142
THA01	THATCHER COMPANY OF CALIF	08/11/2023	Regular	0.00	11,177.19	35143
TIR01	TIREHUB, LLC	08/11/2023	Regular	0.00	2,248.94	35144
TYL01	TYLER, ERIC	08/11/2023	Regular	0.00	60.00	35145
USA04	HD SUPPLY, INC	08/11/2023	Regular	0.00	127.58	35146
USB06	U.S. BANK EQUIPMENT FINANCE	08/11/2023	Regular	0.00	634.65	35147
VEC01	Vectis DC LLC	08/11/2023	Regular	0.00	4,000.00	35148
VER02	Verizon Connect Fleet USA LLC	08/11/2023	Regular	0.00	265.30	35149
WEL02	WELLS FARGO BANK	08/11/2023	Regular	0.00	2,088.14	35150
WES08	WESTERN HYDROLOGICS, LLP	08/11/2023	Regular	0.00	4,695.16	35151
ZAN01	ZANJERO, INC.	08/11/2023	Regular	0.00	1,180.00	35152
ADT01	ADT SECURITY SERVICES	08/18/2023	Regular	0.00	531.62	35153
ARA01	ARAMARK	08/18/2023	Regular	0.00	45.07	35154
ATT02	AT&T	08/18/2023	Regular	0.00	127.64	35155
ATT04	AT&T Internet	08/18/2023	Regular	0.00	153.37	35156
CAL17	STATE OF CA - DEPT OF FORESTRY AND FIRE PRI	08/18/2023	Regular	0.00	553.88	35157
CLS01	CLS LABS	08/18/2023	Regular	0.00	1,140.00	35158
DAV01	Dave's Tree Work & Forest Management, Inc	08/18/2023	Regular	0.00	9,881.25	35159
DIV05	PLACERVILLE AUTO PARTS, INC.	08/18/2023	Regular	0.00	448.18	35160
GEO02	GEORGETOWN GAZETTE	08/18/2023	Regular	0.00	442.00	35161
GEO14	GEORGETOWN DIVIDE ROTARY	08/18/2023	Regular	0.00	45.00	35162
GLE02	GLENN LUGLIANI DBA:	08/18/2023	Regular	0.00	295.49	35163
HER01	Herc Rentals Inc	08/18/2023	Regular	0.00	1,986.91	35164
HOL03	HOLT OF CALIFORNIA	08/18/2023	Regular	0.00	2,522.51	35165
INF01	Infinity Technologies	08/18/2023	Regular	0.00	1,627.50	35166
KAI01	Kaiser Permanente	08/18/2023	Regular	0.00	110.10	35167
MOU02	MOUNTAIN DEMOCRAT	08/18/2023	Regular	0.00	350.00	35168
RAM01	RAMMCO	08/18/2023	Regular	0.00	174.06	35169
RIE01	RIEBES AUTO PARTS,LLC	08/18/2023	Regular	0.00	36.45	35170

Check Report

Date Range: 07/01/2023 - 06/30/2024

Vendor Number	Vendor Name	Payment Date	Payment Type	Discount Amount	Payment Amount	Number
SWR04	STATE WATER RESOURCES CON	08/18/2023	Regular	0.00	72,934.19	35171
TEI01	A. TEICHERT & SON, INC	08/18/2023	Regular	0.00	315.09	35172
	Void	08/18/2023	Regular	0.00	0.00	35173
	Void	08/18/2023	Regular	0.00	0.00	35174
	Void	08/18/2023	Regular	0.00	0.00	35175
	Void	08/18/2023	Regular	0.00	0.00	35176
UNI06	UNITEDHEALTHCARE INSURANCE	08/18/2023	Regular	0.00	696.20	35177
VER01	VERIZON WIRELESS	08/18/2023	Regular	0.00	50.02	35178
VER01	VERIZON WIRELESS	08/18/2023	Regular	0.00	-50.02	35178
WES09	NATHAN THOMAS	08/18/2023	Regular	0.00	2,816.00	35179
WIL01	Wilkinson Portables Inc.	08/18/2023	Regular	0.00	314.65	35180
AFL01	AMERICAN FAMILY LIFE INS	08/25/2023	Regular	0.00	1,334.00	35181
ATT01	AT&T CORPORATION	08/25/2023	Regular	0.00	1,281.95	35182
BEA01	BUTTE EQUIPMENT RENTALS	08/25/2023	Regular	0.00	750.00	35183
BEN04	BENNETT ENGINEERING SERVICES	08/25/2023	Regular	0.00	5,964.50	35184
BLU06	BLUE SHIELD OF CALIFORNIA	08/25/2023	Regular	0.00	608.00	35185
CLS01	CLS LABS	08/25/2023	Regular	0.00	150.00	35186
CWS01	CORBIN WILLITS SYS. INC.	08/25/2023	Regular	0.00	608.28	35187
DIV05	PLACERVILLE AUTO PARTS, INC.	08/25/2023	Regular	0.00	58.50	35188
DWR01	DEPT. OF WATER RESOURCES	08/25/2023	Regular	0.00	15,397.73	35189
ECO01	ECORP CONSULTING, INC.	08/25/2023	Regular	0.00	15,721.16	35190
EDC01	EL DORADO COUNTY TRANSPORTATION DEPAR	08/25/2023	Regular	0.00	75.75	35191
FER02	FERGUSON ENTERPRISES INC	08/25/2023	Regular	0.00	364.65	35192
FOL01	Folsom Lake Ford, Inc.	08/25/2023	Regular	0.00	493.64	35193
GEO01	GEORGETOWN HARDWARE	08/25/2023	Regular	0.00	173.23	35194
GEO02	GEORGETOWN GAZETTE	08/25/2023	Regular	0.00	25.00	35195
HAR03	HARRIS INDUSTRIAL GASES	08/25/2023	Regular	0.00	184.56	35196
ICM03	ICMA	08/25/2023	Regular	0.00	1,247.88	35197
IUO01	IUOE, LOCAL 39	08/25/2023	Regular	0.00	337.50	35198
IUO02	AFSCME District Council 57	08/25/2023	Regular	0.00	358.50	35199
PAC02	PACIFIC GAS & ELECTRIC	08/25/2023	Regular	0.00	26.35	35200
PAC02	PACIFIC GAS & ELECTRIC	08/25/2023	Regular	0.00	125.11	35201
PAC02	PACIFIC GAS & ELECTRIC	08/25/2023	Regular	0.00	1,328.21	35202
PAC02	PACIFIC GAS & ELECTRIC	08/25/2023	Regular	0.00	9.52	35203
PAC06	PACE SUPPLY 23714-00	08/25/2023	Regular	0.00	3,951.73	35204
POW01	POWERNET GLOBAL COMMUNICATIONS	08/25/2023	Regular	0.00	150.97	35205
PRE01	PREMIER ACCESS INS CO	08/25/2023	Regular	0.00	3,124.84	35206
RAM01	RAMMCO	08/25/2023	Regular	0.00	174.06	35207
TEI01	A. TEICHERT & SON, INC	08/25/2023	Regular	0.00	311.57	35208
USA04	HD SUPPLY, INC	08/25/2023	Regular	0.00	1,637.14	35209
USB05	U.S. BANK CORPORATE PAYMENT SYSTEMS	08/25/2023	Regular	0.00	8,294.58	35210
	Void	08/25/2023	Regular	0.00	0.00	35211
VER01	VERIZON WIRELESS	08/25/2023	Regular	0.00	3,091.34	35212
WEL02	WELLS FARGO BANK	08/25/2023	Regular	0.00	2,088.14	35213
AND01	ANDERSON'S SIERRA PIPE CO	09/01/2023	Regular	0.00	242.46	35214
ARA01	ARAMARK	09/01/2023	Regular	0.00	45.07	35215
BEA01	BUTTE EQUIPMENT RENTALS	09/01/2023	Regular	0.00	1,025.00	35216
BES01	BEST, BEST & KRIEGER LLP	09/01/2023	Regular	0.00	5,608.50	35217
CLS01	CLS LABS	09/01/2023	Regular	0.00	75.00	35218
ENV01	ENVIRO TECH SERVICES COMPANY, INC.	09/01/2023	Regular	0.00	53.63	35219
ESC02	E Source Companies LLC	09/01/2023	Regular	0.00	2,700.00	35220
NIC01	Jeremy M Nichols	09/01/2023	Regular	0.00	1,598.45	35221
PAC02	PACIFIC GAS & ELECTRIC	09/01/2023	Regular	0.00	270.88	35222
PAC02	PACIFIC GAS & ELECTRIC	09/01/2023	Regular	0.00	376.30	35223
PAC02	PACIFIC GAS & ELECTRIC	09/01/2023	Regular	0.00	23.82	35224
PAC02	PACIFIC GAS & ELECTRIC	09/01/2023	Regular	0.00	160.92	35225
PAC02	PACIFIC GAS & ELECTRIC	09/01/2023	Regular	0.00	158.92	35226
PAC02	PACIFIC GAS & ELECTRIC	09/01/2023	Regular	0.00	46.39	35227
PAC02	PACIFIC GAS & ELECTRIC	09/01/2023	Regular	0.00	25.44	35228
RAM01	RAMMCO	09/01/2023	Regular	0.00	174.06	35229
SSY01	Sloan Sakai Yeung & Wong LLP	09/01/2023	Regular	0.00	2,626.50	35230

Check Report

Date Range: 07/01/2023 - 06/30/2024

Vendor Number	Vendor Name	Payment Date	Payment Type	Discount Amount	Payment Amount	Number
SWR03	STATE WATER RESOURCES CON	09/01/2023	Regular	0.00	90.00	35231
TEI01	A. TEICHERT & SON, INC	09/01/2023	Regular	0.00	627.42	35232
WAL02	WALKER'S OFFICE SUPPLY	09/01/2023	Regular	0.00	236.11	35233
WEX01	Wex Bank	09/01/2023	Regular	0.00	7,297.63	35234
ACW05	ACWA/JPIA HEALTH	09/08/2023	Regular	0.00	42,055.73	35236
ARA01	ARAMARK	09/08/2023	Regular	0.00	45.07	35237
ATT02	AT&T	09/08/2023	Regular	0.00	94.44	35238
CAR08	Carmody Software, Inc.	09/08/2023	Regular	0.00	59.00	35239
CLS01	CLS LABS	09/08/2023	Regular	0.00	4,480.00	35240
CON01	CONTINENTAL SUPPLY COMPANY	09/08/2023	Regular	0.00	586.83	35241
ELD16	EL DORADO DISPOSAL SERVICE	09/08/2023	Regular	0.00	451.35	35242
EMP02	EMPLOYEE RELATIONS, INC	09/08/2023	Regular	0.00	20.60	35243
GAR02	GARDEN VALLEY FEED & HDW.	09/08/2023	Regular	0.00	410.38	35244
GEO04	DIVIDE SUPPLY ACE HARDWARE	09/08/2023	Regular	0.00	1,484.85	35245
GOL08	Golf Course Superintendents Association of Am	09/08/2023	Regular	0.00	65.00	35246
GOL08	Golf Course Superintendents Association of Am	09/08/2023	Regular	0.00	-65.00	35246
GUT01	Robert Gutierrez	09/08/2023	Regular	0.00	400.00	35247
ICM03	ICMA	09/08/2023	Regular	0.00	1,247.88	35248
IUO01	IUOE, LOCAL 39	09/08/2023	Regular	0.00	349.42	35249
IUO02	AFSCME District Council 57	09/08/2023	Regular	0.00	358.50	35250
MAC02	MACDONALD, MITCH	09/08/2023	Regular	0.00	328.81	35251
MCG01	MCGARD LLC	09/08/2023	Regular	0.00	615.69	35252
OPT01	OPTIMIZED INVESTMENT PARTNERS	09/08/2023	Regular	0.00	903.87	35253
PAC02	PACIFIC GAS & ELECTRIC	09/08/2023	Regular	0.00	75.99	35254
PAC02	PACIFIC GAS & ELECTRIC	09/08/2023	Regular	0.00	23,934.96	35255
RAM01	RAMMCO	09/08/2023	Regular	0.00	174.06	35256
UNI06	UNITEDHEALTHCARE INSURANCE	09/08/2023	Regular	0.00	696.20	35257
VEC01	Vectis DC LLC	09/08/2023	Regular	0.00	4,000.00	35258
WAL02	WALKER'S OFFICE SUPPLY	09/08/2023	Regular	0.00	278.30	35259
ADT01	ADT SECURITY SERVICES	09/15/2023	Regular	0.00	782.78	35260
ADT02	THE ADT SECURITY CORPORATION	09/15/2023	Regular	0.00	204.00	35261
ALL01	ALLEN KRAUSE	09/15/2023	Regular	0.00	56.82	35262
AQU01	AQUA SIERRA CONTROLS INC.	09/15/2023	Regular	0.00	1,665.84	35263
ARA01	ARAMARK	09/15/2023	Regular	0.00	45.07	35264
BES01	BEST, BEST & KRIEGER LLP	09/15/2023	Regular	0.00	5,232.44	35265
CLS01	CLS LABS	09/15/2023	Regular	0.00	131.00	35266
DIV05	PLACERVILLE AUTO PARTS, INC.	09/15/2023	Regular	0.00	216.59	35267
ELLO2	ELLIOTT, ALEXIS	09/15/2023	Regular	0.00	79.26	35268
FSL01	Fidelity Security Life Insurance Company	09/15/2023	Regular	0.00	337.28	35269
IFS01	Infosend, Inc.	09/15/2023	Regular	0.00	457.06	35270
INF01	Infinity Technologies	09/15/2023	Regular	0.00	1,680.00	35271
LSL01	LANCE, SOLL & LUNGHARD, LLP	09/15/2023	Regular	0.00	22,757.50	35272
RAM01	RAMMCO	09/15/2023	Regular	0.00	174.06	35273
ROB01	DON ROBINSON	09/15/2023	Regular	0.00	965.25	35274
SAF01	Safety-Kleen Systems Inc.	09/15/2023	Regular	0.00	276.42	35275
VEE01	DOUG VEERKAMP GENERAL ENGINEERING, INC	09/15/2023	Regular	0.00	491.52	35276
WES08	WESTERN HYDROLOGICS, LLP	09/15/2023	Regular	0.00	4,407.90	35277
WIL01	Wilkinson Portables Inc.	09/15/2023	Regular	0.00	314.65	35278
ZAN01	ZANJERO, INC.	09/15/2023	Regular	0.00	457.50	35279
AFL01	AMERICAN FAMILY LIFE INS	09/22/2023	Regular	0.00	1,334.00	35280
ARA01	ARAMARK	09/22/2023	Regular	0.00	45.07	35281
ATT02	AT&T	09/22/2023	Regular	0.00	127.64	35282
AWW01	AMERICAN WATER WORKS ASSN	09/22/2023	Regular	0.00	199.00	35283
BEN04	BENNETT ENGINEERING SERVICES	09/22/2023	Regular	0.00	5,413.53	35284
BLU06	BLUE SHIELD OF CALIFORNIA	09/22/2023	Regular	0.00	304.00	35285
CAL17	STATE OF CA - DEPT OF FORESTRY AND FIRE PR	09/22/2023	Regular	0.00	681.24	35286
CLS01	CLS LABS	09/22/2023	Regular	0.00	60.00	35287
FER02	FERGUSON ENTERPRISES INC	09/22/2023	Regular	0.00	342.28	35288
GEO02	GEORGETOWN GAZETTE	09/22/2023	Regular	0.00	73.65	35289
GEO14	GEORGETOWN DIVIDE ROTARY	09/22/2023	Regular	0.00	209.98	35290
GRA01	GRAINGER, INC.	09/22/2023	Regular	0.00	1,047.30	35291

Check Report

Date Range: 07/01/2023 - 06/30/2024

Vendor Number	Vendor Name	Payment Date	Payment Type	Discount Amount	Payment Amount	Number
ICM03	ICMA	09/22/2023	Regular	0.00	1,247.88	35292
IUO01	IUOE, LOCAL 39	09/22/2023	Regular	0.00	381.88	35293
IUO02	AFSCME District Council 57	09/22/2023	Regular	0.00	358.50	35294
KAI01	Kaiser Permanente	09/22/2023	Regular	0.00	110.10	35295
PAC06	PACE SUPPLY 23714-00	09/22/2023	Regular	0.00	264.37	35296
PRY01	Pryor Learning LLC	09/22/2023	Regular	0.00	299.00	35297
RAM01	RAMMCO	09/22/2023	Regular	0.00	174.06	35298
RMR01	W. Rosenau Motor Rewinding Inc	09/22/2023	Regular	0.00	5,072.50	35299
ROY01	KENNETH ROYAL	09/22/2023	Regular	0.00	690.00	35300
TIR01	TIREHUB, LLC	09/22/2023	Regular	0.00	1,378.58	35301
USB05	U.S. BANK CORPORATE PAYMENT SYSTEMS	09/22/2023	Regular	0.00	12,840.81	35302
	Void	09/22/2023	Regular	0.00	0.00	35303
USB06	U.S. BANK EQUIPMENT FINANCE	09/22/2023	Regular	0.00	750.80	35304
VER01	VERIZON WIRELESS	09/22/2023	Regular	0.00	50.02	35305
VER02	Verizon Connect Fleet USA LLC	09/22/2023	Regular	0.00	265.30	35306
WAL02	WALKER'S OFFICE SUPPLY	09/22/2023	Regular	0.00	257.87	35307
ACW02	ACWA	10/02/2023	Regular	0.00	815.00	35308
ADT02	THE ADT SECURITY CORPORATION	10/02/2023	Regular	0.00	1,126.66	35309
ALL01	ALLEN KRAUSE	10/02/2023	Regular	0.00	325.16	35310
ARA01	ARAMARK	10/02/2023	Regular	0.00	45.07	35311
ATT01	AT&T CORPORATION	10/02/2023	Regular	0.00	1,107.09	35312
BST01	BST Services Inc	10/02/2023	Regular	0.00	1,317.58	35313
CLS01	CLS LABS	10/02/2023	Regular	0.00	1,104.00	35314
CRO01	CROWN MOTORS LLC	10/02/2023	Regular	0.00	90,855.00	35315
CWS01	CORBIN WILLITS SYS. INC.	10/02/2023	Regular	0.00	608.28	35316
DIV05	PLACERVILLE AUTO PARTS, INC.	10/02/2023	Regular	0.00	29.37	35317
ENV01	ENVIRO TECH SERVICES COMPANY, INC.	10/02/2023	Regular	0.00	357.08	35318
FER02	FERGUSON ENTERPRISES INC	10/02/2023	Regular	0.00	319.47	35319
FSL01	Fidelity Security Life Insurance Company	10/02/2023	Regular	0.00	337.28	35320
GEO01	GEORGETOWN HARDWARE	10/02/2023	Regular	0.00	156.39	35321
GRA01	GRAINGER, INC.	10/02/2023	Regular	0.00	262.29	35322
GUT01	Robert Gutierrez	10/02/2023	Regular	0.00	400.00	35323
HOL03	HOLT OF CALIFORNIA	10/02/2023	Regular	0.00	17,918.46	35324
KAS01	KASL CONSULTING ENGINEERS	10/02/2023	Regular	0.00	9,605.07	35325
LAN01	LANE ENTERPRISES HOLDINGS, INC	10/02/2023	Regular	0.00	16,122.75	35326
MAZ01	MAZE & ASSOCIATES	10/02/2023	Regular	0.00	2,020.00	35327
MIC01	MICAH ABRAHAM CORDERO	10/02/2023	Regular	0.00	300.00	35328
NBS01	NBS	10/02/2023	Regular	0.00	1,250.71	35329
PAC02	PACIFIC GAS & ELECTRIC	10/02/2023	Regular	0.00	218.92	35330
PAC02	PACIFIC GAS & ELECTRIC	10/02/2023	Regular	0.00	1,122.52	35331
PAC02	PACIFIC GAS & ELECTRIC	10/02/2023	Regular	0.00	18.15	35332
PAC02	PACIFIC GAS & ELECTRIC	10/02/2023	Regular	0.00	284.91	35333
PAC02	PACIFIC GAS & ELECTRIC	10/02/2023	Regular	0.00	408.92	35334
PAC02	PACIFIC GAS & ELECTRIC	10/02/2023	Regular	0.00	26.28	35335
PAC02	PACIFIC GAS & ELECTRIC	10/02/2023	Regular	0.00	39.42	35336
PAC02	PACIFIC GAS & ELECTRIC	10/02/2023	Regular	0.00	179.10	35337
PAC02	PACIFIC GAS & ELECTRIC	10/02/2023	Regular	0.00	124.96	35338
PAC02	PACIFIC GAS & ELECTRIC	10/02/2023	Regular	0.00	31.59	35339
PAC02	PACIFIC GAS & ELECTRIC	10/02/2023	Regular	0.00	8.56	35340
POW01	POWERNET GLOBAL COMMUNICATIONS	10/02/2023	Regular	0.00	143.13	35341
PRE01	PREMIER ACCESS INS CO	10/02/2023	Regular	0.00	3,124.84	35342
RAM01	RAMMCO	10/02/2023	Regular	0.00	174.06	35343
RIE01	RIEBES AUTO PARTS,LLC	10/02/2023	Regular	0.00	192.94	35344
ROB01	DON ROBINSON	10/02/2023	Regular	0.00	1,260.19	35345
TEI01	A. TEICHERT & SON, INC	10/02/2023	Regular	0.00	415.08	35346
THA01	THATCHER COMPANY OF CALIF	10/02/2023	Regular	0.00	5,276.18	35347
VER01	VERIZON WIRELESS	10/02/2023	Regular	0.00	1,869.41	35348
WEX01	Wex Bank	10/02/2023	Regular	0.00	8,209.77	35349
SCH03	SCHNEIDER, NICHOLAS	10/03/2023	Regular	0.00	796.61	35350
ACW02	ACWA	10/06/2023	Regular	0.00	815.00	35351
ACW05	ACWA/JPIA HEALTH	10/06/2023	Regular	0.00	42,055.73	35352

Check Report

Date Range: 07/01/2023 - 06/30/2024

Vendor Number	Vendor Name	Payment Date	Payment Type	Discount Amount	Payment Amount	Number
ADT01	ADT SECURITY SERVICES	10/06/2023	Regular	0.00	405.69	35353
ADT02	THE ADT SECURITY CORPORATION	10/06/2023	Regular	0.00	72.68	35354
ALL01	ALLEN KRAUSE	10/06/2023	Regular	0.00	400.72	35355
AND01	ANDERSON'S SIERRA PIPE CO	10/06/2023	Regular	0.00	846.45	35356
ARA01	ARAMARK	10/06/2023	Regular	0.00	306.97	35357
CLS01	CLS LABS	10/06/2023	Regular	0.00	105.00	35358
DIV05	PLACERVILLE AUTO PARTS, INC.	10/06/2023	Regular	0.00	248.76	35359
ELD16	EL DORADO DISPOSAL SERVICE	10/06/2023	Regular	0.00	451.35	35360
EMC01	MESA ENERGY SYSTEMS, INC	10/06/2023	Regular	0.00	931.00	35361
GEO05	GEORGETOWN PRE-CAST, INC.	10/06/2023	Regular	0.00	1,876.88	35362
HOM01	HOME DEPOT CREDIT SERVICE	10/06/2023	Regular	0.00	160.55	35363
HUN01	HUNT & SONS, INC.	10/06/2023	Regular	0.00	1,983.09	35364
ICM03	ICMA	10/06/2023	Regular	0.00	1,247.88	35365
IUO01	IUOE, LOCAL 39	10/06/2023	Regular	0.00	357.19	35366
IUO02	AFSCME District Council 57	10/06/2023	Regular	0.00	358.50	35367
LSL01	LANCE, SOLL & LUNGHARD, LLP	10/06/2023	Regular	0.00	29,467.50	35368
MAD01	MADISON, KYLE	10/06/2023	Regular	0.00	230.57	35369
MIC01	MICAH ABRAHAM CORDERO	10/06/2023	Regular	0.00	864.88	35370
PAC02	PACIFIC GAS & ELECTRIC	10/06/2023	Regular	0.00	24,518.62	35371
PAC02	PACIFIC GAS & ELECTRIC	10/06/2023	Regular	0.00	126.48	35372
RAM01	RAMMCO	10/06/2023	Regular	0.00	174.06	35373
SIE10	SIERRA SAFETY	10/06/2023	Regular	0.00	2,009.01	35374
TIRO1	TIREHUB, LLC	10/06/2023	Regular	0.00	1,318.16	35375
UNI06	UNITEDHEALTHCARE INSURANCE	10/06/2023	Regular	0.00	696.20	35376
VEC01	Vectis DC LLC	10/06/2023	Regular	0.00	4,000.00	35377
VER02	Verizon Connect Fleet USA LLC	10/06/2023	Regular	0.00	265.30	35378
WEL02	WELLS FARGO BANK	10/06/2023	Regular	0.00	2,088.14	35379
WES08	WESTERN HYDROLOGICS, LLP	10/06/2023	Regular	0.00	4,087.90	35380
ACW01	ACWA/JPIA	10/13/2023	Regular	0.00	10,701.61	35384
ACW02	ACWA	10/13/2023	Regular	0.00	18,425.00	35385
ALL01	ALLEN KRAUSE	10/13/2023	Regular	0.00	265.55	35386
ARA01	ARAMARK	10/13/2023	Regular	0.00	45.07	35387
BES01	BEST, BEST & KRIEGER LLP	10/13/2023	Regular	0.00	8,050.94	35388
BJP01	BRUCE R. JOHNSON	10/13/2023	Regular	0.00	300.00	35389
CAR08	Carmody Software, Inc.	10/13/2023	Regular	0.00	59.00	35390
CLS01	CLS LABS	10/13/2023	Regular	0.00	170.00	35391
GAR02	GARDEN VALLEY FEED & HDW.	10/13/2023	Regular	0.00	80.47	35392
GEO04	DIVIDE SUPPLY ACE HARDWARE	10/13/2023	Regular	0.00	493.62	35393
GOV02	GOVERNMENT TAX SEMINARS, LLC	10/13/2023	Regular	0.00	1,070.00	35394
IFS01	Infosend, Inc.	10/13/2023	Regular	0.00	3,351.25	35395
INF01	Infinity Technologies	10/13/2023	Regular	0.00	682.50	35396
MAC02	MACDONALD, MITCH	10/13/2023	Regular	0.00	7.00	35397
MAD01	MADISON, KYLE	10/13/2023	Regular	0.00	293.75	35398
OPT01	OPTIMIZED INVESTMENT PARTNERS	10/13/2023	Regular	0.00	884.78	35399
RAM01	RAMMCO	10/13/2023	Regular	0.00	174.06	35400
RWA01	Regional Water Authority	10/13/2023	Regular	0.00	100.00	35401
WIL01	Wilkinson Portables Inc.	10/13/2023	Regular	0.00	314.65	35402
ZAN01	ZANJERO, INC.	10/13/2023	Regular	0.00	1,995.00	35403
	Void	10/20/2023	Regular	0.00	0.00	35404
	Void	10/20/2023	Regular	0.00	0.00	35405
AFL01	AMERICAN FAMILY LIFE INS	10/20/2023	Regular	0.00	1,334.00	35406
ALL01	ALLEN KRAUSE	10/20/2023	Regular	0.00	1,569.21	35407
ARA01	ARAMARK	10/20/2023	Regular	0.00	125.45	35408
ATT01	AT&T CORPORATION	10/20/2023	Regular	0.00	1,107.09	35409
ATT02	AT&T	10/20/2023	Regular	0.00	127.64	35410
AUB03	D.O. NERONDE, INC	10/20/2023	Regular	0.00	2,506.19	35411
BEN04	BENNETT ENGINEERING SERVICES	10/20/2023	Regular	0.00	3,646.00	35412
BJP01	BRUCE R. JOHNSON	10/20/2023	Regular	0.00	400.00	35413
BLU01	ANTHEM BLUE CROSS	10/20/2023	Regular	0.00	1,062.57	35414
BLU06	BLUE SHIELD OF CALIFORNIA	10/20/2023	Regular	0.00	304.00	35415
BST01	BST Services Inc	10/20/2023	Regular	0.00	1,263.64	35416

Check Report

Date Range: 07/01/2023 - 06/30/2024

Vendor Number	Vendor Name	Payment Date	Payment Type	Discount Amount	Payment Amount	Number
CLS01	CLS LABS	10/20/2023	Regular	0.00	180.00	35417
CSD00	CALIFORNIA SPECIAL DISTRICT ASSOCIATION	10/20/2023	Regular	0.00	8,600.00	35418
ECO01	ECORP CONSULTING, INC.	10/20/2023	Regular	0.00	2,702.27	35419
HRD01	H.R. DIRECT	10/20/2023	Regular	0.00	205.69	35420
ICM03	ICMA	10/20/2023	Regular	0.00	1,945.37	35421
IUO01	IUOE, LOCAL 39	10/20/2023	Regular	0.00	357.19	35422
IUO02	AFSCME District Council 57	10/20/2023	Regular	0.00	361.03	35423
KAI01	Kaiser Permanente	10/20/2023	Regular	0.00	110.10	35424
KAS01	KASL CONSULTING ENGINEERS	10/20/2023	Regular	0.00	6,902.00	35425
NTU01	NTU TECHNOLOGIES, INC.	10/20/2023	Regular	0.00	8,312.30	35426
RAM01	RAMMCO	10/20/2023	Regular	0.00	174.06	35427
REE01	Reed & Graham Inc	10/20/2023	Regular	0.00	2,323.25	35428
SIE10	SIERRA SAFETY	10/20/2023	Regular	0.00	129.72	35429
THA01	THATCHER COMPANY OF CALIF	10/20/2023	Regular	0.00	7,219.54	35430
TIRO1	TIREHUB, LLC	10/20/2023	Regular	0.00	553.41	35431
TYL01	TYLER, ERIC	10/20/2023	Regular	0.00	300.00	35432
TYL02	TYLER TECHNOLOGIES, INC	10/20/2023	Regular	0.00	442.00	35433
UNI01	UNICO ENGINEERING, INC.	10/20/2023	Regular	0.00	8,706.09	35434
USB06	U.S. BANK EQUIPMENT FINANCE	10/20/2023	Regular	0.00	598.39	35435
VER01	VERIZON WIRELESS	10/20/2023	Regular	0.00	50.04	35436
	Void	10/20/2023	Regular	0.00	0.00	35437
	Void	10/20/2023	Regular	0.00	0.00	35438
ACW01	ACWA/JPIA	10/20/2023	Regular	0.00	64,670.00	35439
ADT01	ADT SECURITY SERVICES	10/20/2023	Regular	0.00	127.32	35440
WES09	NATHAN THOMAS	10/20/2023	Regular	0.00	2,816.00	35441
WIL01	Wilkinson Portables Inc.	10/20/2023	Regular	0.00	475.00	35442
	Void	11/03/2023	Regular	0.00	0.00	35443
	Void	11/03/2023	Regular	0.00	0.00	35444
	Void	11/03/2023	Regular	0.00	0.00	35445
	Void	11/03/2023	Regular	0.00	0.00	35446
	Void	11/03/2023	Regular	0.00	0.00	35447
	Void	11/03/2023	Regular	0.00	0.00	35448
	Void	11/03/2023	Regular	0.00	0.00	35449
	Void	11/03/2023	Regular	0.00	0.00	35450
	Void	11/03/2023	Regular	0.00	0.00	35451
	Void	11/03/2023	Regular	0.00	0.00	35452
	Void	11/03/2023	Regular	0.00	0.00	35453
	Void	11/03/2023	Regular	0.00	0.00	35454
	Void	11/03/2023	Regular	0.00	0.00	35455
	Void	11/03/2023	Regular	0.00	0.00	35456
	Void	11/03/2023	Regular	0.00	0.00	35457
	Void	11/03/2023	Regular	0.00	0.00	35458
	Void	11/03/2023	Regular	0.00	0.00	35459
	Void	11/03/2023	Regular	0.00	0.00	35460
	Void	11/03/2023	Regular	0.00	0.00	35461
GUT01	Robert Gutierrez	11/03/2023	Regular	0.00	500.00	35462
HER01	Herc Rentals Inc	11/03/2023	Regular	0.00	9,796.22	35463
HOL03	HOLT OF CALIFORNIA	11/03/2023	Regular	0.00	3,660.74	35464
ICM03	ICMA	11/03/2023	Regular	0.00	1,613.28	35465
IUO01	IUOE, LOCAL 39	11/03/2023	Regular	0.00	384.38	35466
IUO02	AFSCME District Council 57	11/03/2023	Regular	0.00	361.03	35467
LAN01	LANE ENTERPRISES HOLDINGS, INC	11/03/2023	Regular	0.00	11,687.93	35468
MAS01	MASTERS TELECOM, LLC	11/03/2023	Regular	0.00	16.61	35469
MOU02	MOUNTAIN DEMOCRAT	11/03/2023	Regular	0.00	385.00	35470
NAT04	NATIONAL PRINT & PROMO	11/03/2023	Regular	0.00	263.15	35471
PAC02	PACIFIC GAS & ELECTRIC	11/03/2023	Regular	0.00	774.35	35472
PAC02	PACIFIC GAS & ELECTRIC	11/03/2023	Regular	0.00	327.97	35473
PAC02	PACIFIC GAS & ELECTRIC	11/03/2023	Regular	0.00	10.54	35474
PAC02	PACIFIC GAS & ELECTRIC	11/03/2023	Regular	0.00	89.47	35475
PAC02	PACIFIC GAS & ELECTRIC	11/03/2023	Regular	0.00	109.63	35476
PAC02	PACIFIC GAS & ELECTRIC	11/03/2023	Regular	0.00	203.94	35477

Check Report

Date Range: 07/01/2023 - 06/30/2024

Vendor Number	Vendor Name	Payment Date	Payment Type	Discount Amount	Payment Amount	Number
POW01	POWERNET GLOBAL COMMUNICATIONS	11/03/2023	Regular	0.00	85.33	35478
PRE01	PREMIER ACCESS INS CO	11/03/2023	Regular	0.00	3,255.72	35479
RAM01	RAMMCO	11/03/2023	Regular	0.00	348.12	35480
REE01	Reed & Graham Inc	11/03/2023	Regular	0.00	4,365.50	35481
RON01	RON DUPRATT FORD INC	11/03/2023	Regular	0.00	80,042.16	35482
SIE10	SIERRA SAFETY	11/03/2023	Regular	0.00	1,237.29	35483
SWR04	STATE WATER RESOURCES CON	11/03/2023	Regular	0.00	216.85	35484
USB05	U.S. BANK CORPORATE PAYMENT SYSTEMS	11/03/2023	Regular	0.00	5,725.14	35485
	Void	11/03/2023	Regular	0.00	0.00	35486
VEC01	Vectis DC LLC	11/03/2023	Regular	0.00	4,000.00	35487
VER01	VERIZON WIRELESS	11/03/2023	Regular	0.00	1,590.87	35488
VER02	Verizon Connect Fleet USA LLC	11/03/2023	Regular	0.00	265.30	35489
WAL02	WALKER'S OFFICE SUPPLY	11/03/2023	Regular	0.00	653.38	35490
WEL02	WELLS FARGO BANK	11/03/2023	Regular	0.00	2,088.14	35491
WEX01	Wex Bank	11/03/2023	Regular	0.00	10,525.27	35492
ABA01	ABATRON, INC	11/03/2023	Regular	0.00	1,157.24	35493
ADT02	THE ADT SECURITY CORPORATION	11/03/2023	Regular	0.00	59.00	35494
ALL01	ALLEN KRAUSE	11/03/2023	Regular	0.00	1,683.17	35495
AND01	ANDERSON'S SIERRA PIPE CO	11/03/2023	Regular	0.00	241.88	35496
ARA01	ARAMARK	11/03/2023	Regular	0.00	90.14	35497
BAR07	BARBOUR, CHRIS	11/03/2023	Regular	0.00	140.00	35498
BEN04	BENNETT ENGINEERING SERVICES	11/03/2023	Regular	0.00	2,205.25	35499
BJP01	BRUCE R. JOHNSON	11/03/2023	Regular	0.00	350.00	35500
BST01	BST Services Inc	11/03/2023	Regular	0.00	15,573.79	35501
CEN01	Central Valley Salinity Coalition, Inc.	11/03/2023	Regular	0.00	356.46	35502
CLS01	CLS LABS	11/03/2023	Regular	0.00	150.00	35503
CWS01	CORBIN WILLITS SYS. INC.	11/03/2023	Regular	0.00	608.28	35504
DIV05	PLACERVILLE AUTO PARTS, INC.	11/03/2023	Regular	0.00	23.58	35505
ELD16	EL DORADO DISPOSAL SERVICE	11/03/2023	Regular	0.00	451.35	35506
ELL02	ELLIOTT, ALEXIS	11/03/2023	Regular	0.00	72.44	35507
EMC01	MESA ENERGY SYSTEMS, INC	11/03/2023	Regular	0.00	8,438.00	35508
FER02	FERGUSON ENTERPRISES INC	11/03/2023	Regular	0.00	5,582.38	35509
FSL01	Fidelity Security Life Insurance Company	11/03/2023	Regular	0.00	341.03	35510
GEO01	GEORGETOWN HARDWARE	11/03/2023	Regular	0.00	315.66	35511
ADT01	ADT SECURITY SERVICES	11/09/2023	Regular	0.00	529.29	35514
BES01	BEST, BEST & KRIEGER LLP	11/09/2023	Regular	0.00	4,654.38	35515
BST01	BST Services Inc	11/09/2023	Regular	0.00	56,107.43	35516
BUC02	BUCKLE. JESSICA	11/09/2023	Regular	0.00	326.24	35517
CAR08	Carmody Software, Inc.	11/09/2023	Regular	0.00	59.00	35518
CLS01	CLS LABS	11/09/2023	Regular	0.00	45.00	35519
DIV05	PLACERVILLE AUTO PARTS, INC.	11/09/2023	Regular	0.00	5.35	35520
GAR02	GARDEN VALLEY FEED & HDW.	11/09/2023	Regular	0.00	107.19	35521
GEO02	GEORGETOWN GAZETTE	11/09/2023	Regular	0.00	105.00	35522
GEO04	DIVIDE SUPPLY ACE HARDWARE	11/09/2023	Regular	0.00	759.97	35523
GEO07	GEORGETOWN FIRE PROTECTION DISTRICT	11/09/2023	Regular	0.00	2,903.04	35524
GOL04	GOLD MOUNTAIN CALIFORNIA NEWS MEDIA IN	11/09/2023	Regular	0.00	525.28	35525
GOL07	GOLD RUSH CHEVROLET	11/09/2023	Regular	0.00	1,621.49	35526
HOL03	HOLT OF CALIFORNIA	11/09/2023	Regular	0.00	2,525.93	35527
IFS01	Infosend, Inc.	11/09/2023	Regular	0.00	512.34	35528
LSL01	LANCE, SOLL & LUNGHARD, LLP	11/09/2023	Regular	0.00	48,087.50	35529
MAZ01	MAZE & ASSOCIATES	11/09/2023	Regular	0.00	14,564.00	35530
MCD01	McDaniel's Auto Repair, INC.	11/09/2023	Regular	0.00	1,936.94	35531
OPT01	OPTIMIZED INVESTMENT PARTNERS	11/09/2023	Regular	0.00	887.02	35532
PAC02	PACIFIC GAS & ELECTRIC	11/09/2023	Regular	0.00	16,159.96	35533
PAC02	PACIFIC GAS & ELECTRIC	11/09/2023	Regular	0.00	163.50	35534
ROB01	DON ROBINSON	11/09/2023	Regular	0.00	1,217.29	35535
SIE10	SIERRA SAFETY	11/09/2023	Regular	0.00	371.62	35536
UNI06	UNITEDHEALTHCARE INSURANCE	11/09/2023	Regular	0.00	696.20	35537
WES08	WESTERN HYDROLOGICS, LLP	11/09/2023	Regular	0.00	4,087.90	35538
WIL01	Wilkinson Portables Inc.	11/09/2023	Regular	0.00	314.65	35539
ZAN01	ZANJERO, INC.	11/09/2023	Regular	0.00	1,732.50	35540

Check Report

Date Range: 07/01/2023 - 06/30/2024

Vendor Number	Vendor Name	Payment Date	Payment Type	Discount Amount	Payment Amount	Number
ACW05	ACWA/JPIA HEALTH	11/22/2023	Regular	0.00	44,269.49	35542
AFL01	AMERICAN FAMILY LIFE INS	11/22/2023	Regular	0.00	1,334.00	35543
ARA01	ARAMARK	11/22/2023	Regular	0.00	45.07	35544
ATT01	AT&T CORPORATION	11/22/2023	Regular	0.00	1,107.09	35545
ATT02	AT&T	11/22/2023	Regular	0.00	127.64	35546
BEC01	BECK, STEPHANIE	11/22/2023	Regular	0.00	47.16	35547
BEN04	BENNETT ENGINEERING SERVICES	11/22/2023	Regular	0.00	19,116.24	35548
BLU01	ANTHEM BLUE CROSS	11/22/2023	Regular	0.00	1,079.61	35549
BLU06	BLUE SHIELD OF CALIFORNIA	11/22/2023	Regular	0.00	304.00	35550
BST01	BST Services Inc	11/22/2023	Regular	0.00	14,034.25	35551
CLS01	CLS LABS	11/22/2023	Regular	0.00	305.00	35552
CWS01	CORBIN WILLITS SYS. INC.	11/22/2023	Regular	0.00	608.28	35553
DIV05	PLACERVILLE AUTO PARTS, INC.	11/22/2023	Regular	0.00	572.61	35554
EDC01	EL DORADO COUNTY TRANSPORTATION DEPAR	11/22/2023	Regular	0.00	70.99	35555
HER01	Herc Rentals Inc	11/22/2023	Regular	0.00	14,018.09	35556
ICM03	ICMA	11/22/2023	Regular	0.00	1,613.28	35557
INF01	Infinity Technologies	11/22/2023	Regular	0.00	2,100.00	35558
IUO01	IUOE, LOCAL 39	11/22/2023	Regular	0.00	386.20	35559
IUO02	AFSCME District Council 57	11/22/2023	Regular	0.00	361.03	35560
KAI01	Kaiser Permanente	11/22/2023	Regular	0.00	110.10	35561
KAS01	KASL CONSULTING ENGINEERS	11/22/2023	Regular	0.00	9,447.00	35562
MAD01	MADISON, KYLE	11/22/2023	Regular	0.00	109.38	35563
OLS01	OLSON, ELIZABETH	11/22/2023	Regular	0.00	316.37	35564
PUL01	PULFER, JEFF	11/22/2023	Regular	0.00	149.08	35565
RAM01	RAMMCO	11/22/2023	Regular	0.00	187.65	35566
SIE10	SIERRA SAFETY	11/22/2023	Regular	0.00	1,039.22	35567
USB05	U.S. BANK CORPORATE PAYMENT SYSTEMS	11/22/2023	Regular	0.00	2,450.50	35568
USB06	U.S. BANK EQUIPMENT FINANCE	11/22/2023	Regular	0.00	647.56	35569
VER01	VERIZON WIRELESS	11/22/2023	Regular	0.00	100.06	35570
WAL02	WALKER'S OFFICE SUPPLY	11/22/2023	Regular	0.00	245.46	35571
WIE01	WIENHOFF & ASSOCIATES INC	11/22/2023	Regular	0.00	425.00	35572
ALL01	ALLEN KRAUSE	12/01/2023	Regular	0.00	78.57	35573
ARA01	ARAMARK	12/01/2023	Regular	0.00	90.14	35574
BAR07	BARBOUR, CHRIS	12/01/2023	Regular	0.00	300.00	35575
BEN04	BENNETT ENGINEERING SERVICES	12/01/2023	Regular	0.00	362.00	35576
BOE02	CA. DEPT. OF TAX & FEE ADMINSTRATION	12/01/2023	Regular	0.00	15,030.76	35577
CAL17	STATE OF CA - DEPT OF FORESTRY AND FIRE PR	12/01/2023	Regular	0.00	1,928.99	35578
CIT01	CITY OF SACRAMENTO	12/01/2023	Regular	0.00	6,945.59	35579
CLS01	CLS LABS	12/01/2023	Regular	0.00	1,686.00	35580
DIV05	PLACERVILLE AUTO PARTS, INC.	12/01/2023	Regular	0.00	220.87	35581
ECO01	ECORP CONSULTING, INC.	12/01/2023	Regular	0.00	16,132.50	35582
ELD16	EL DORADO DISPOSAL SERVICE	12/01/2023	Regular	0.00	451.35	35583
ENV01	ENVIRO TECH SERVICES COMPANY, INC.	12/01/2023	Regular	0.00	173.89	35584
FER01	FERRELLGAS	12/01/2023	Regular	0.00	1,304.56	35585
FER02	FERGUSON ENTERPRISES INC	12/01/2023	Regular	0.00	5,057.91	35586
FSL01	Fidelity Security Life Insurance Company	12/01/2023	Regular	0.00	346.66	35587
GEO01	GEORGETOWN HARDWARE	12/01/2023	Regular	0.00	206.21	35588
HER01	Herc Rentals Inc	12/01/2023	Regular	0.00	5,078.29	35589
HOL03	HOLT OF CALIFORNIA	12/01/2023	Regular	0.00	11,895.78	35590
HOM01	HOME DEPOT CREDIT SERVICE	12/01/2023	Regular	0.00	230.52	35591
ICM03	ICMA	12/01/2023	Regular	0.00	1,613.28	35592
IUO01	IUOE, LOCAL 39	12/01/2023	Regular	0.00	359.01	35593
IUO02	AFSCME District Council 57	12/01/2023	Regular	0.00	361.03	35594
MAS01	MASTERS TELECOM, LLC	12/01/2023	Regular	0.00	16.17	35595
OCC01	OCCU-MED, LTD	12/01/2023	Regular	0.00	321.75	35596
PAC02	PACIFIC GAS & ELECTRIC	12/01/2023	Regular	0.00	55.94	35597
PAC02	PACIFIC GAS & ELECTRIC	12/01/2023	Regular	0.00	113.03	35598
PAC02	PACIFIC GAS & ELECTRIC	12/01/2023	Regular	0.00	15.02	35599
PAC02	PACIFIC GAS & ELECTRIC	12/01/2023	Regular	0.00	339.47	35600
PAC02	PACIFIC GAS & ELECTRIC	12/01/2023	Regular	0.00	9.58	35601
PAC02	PACIFIC GAS & ELECTRIC	12/01/2023	Regular	0.00	10.07	35602

Check Report

Date Range: 07/01/2023 - 06/30/2024

Vendor Number	Vendor Name	Payment Date	Payment Type	Discount Amount	Payment Amount	Number
PAC02	PACIFIC GAS & ELECTRIC	12/01/2023	Regular	0.00	657.12	35603
PAC02	PACIFIC GAS & ELECTRIC	12/01/2023	Regular	0.00	17.53	35604
PAC02	PACIFIC GAS & ELECTRIC	12/01/2023	Regular	0.00	182.42	35605
POW01	POWERNET GLOBAL COMMUNICATIONS	12/01/2023	Regular	0.00	86.61	35606
PRE01	PREMIER ACCESS INS CO	12/01/2023	Regular	0.00	3,354.04	35607
RAM01	RAMMCO	12/01/2023	Regular	0.00	375.30	35608
TYL02	TYLER TECHNOLOGIES, INC	12/01/2023	Regular	0.00	1,968.00	35609
VER01	VERIZON WIRELESS	12/01/2023	Regular	0.00	1,588.57	35610
VER02	Verizon Connect Fleet USA LLC	12/01/2023	Regular	0.00	80.00	35611
WEL02	WELLS FARGO BANK	12/01/2023	Regular	0.00	2,088.14	35612
WEX01	Wex Bank	12/01/2023	Regular	0.00	9,135.44	35613
ACW05	ACWA/JPIA HEALTH	12/08/2023	Regular	0.00	48,749.62	35615
ADT01	ADT SECURITY SERVICES	12/08/2023	Regular	0.00	529.29	35616
ALL01	ALLEN KRAUSE	12/08/2023	Regular	0.00	97.17	35617
ARA01	ARAMARK	12/08/2023	Regular	0.00	45.07	35618
BES01	BEST, BEST & KRIEGER LLP	12/08/2023	Regular	0.00	8,361.20	35619
CAR08	Carmody Software, Inc.	12/08/2023	Regular	0.00	59.00	35620
CLS01	CLS LABS	12/08/2023	Regular	0.00	5,425.00	35621
CLS01	CLS LABS	12/08/2023	Regular	0.00	-5,425.00	35621
ENT01	ENTERPRISE UAS, LLC	12/08/2023	Regular	0.00	6,120.76	35622
GAR02	GARDEN VALLEY FEED & HDW.	12/08/2023	Regular	0.00	40.17	35623
GEO02	GEORGETOWN GAZETTE	12/08/2023	Regular	0.00	35.00	35624
GEO05	GEORGETOWN PRE-CAST, INC.	12/08/2023	Regular	0.00	1,930.50	35625
GOL04	GOLD MOUNTAIN CALIFORNIA NEWS MEDIA IN	12/08/2023	Regular	0.00	213.84	35626
GUT01	Robert Gutierrez	12/08/2023	Regular	0.00	400.00	35627
IFS01	Infosend, Inc.	12/08/2023	Regular	0.00	2,792.68	35628
LSL01	LANCE, SOLL & LUNGHARD, LLP	12/08/2023	Regular	0.00	25,420.00	35629
MOU02	MOUNTAIN DEMOCRAT	12/08/2023	Regular	0.00	233.38	35630
OPT01	OPTIMIZED INVESTMENT PARTNERS	12/08/2023	Regular	0.00	870.67	35631
PAC02	PACIFIC GAS & ELECTRIC	12/08/2023	Regular	0.00	153.37	35632
PAC02	PACIFIC GAS & ELECTRIC	12/08/2023	Regular	0.00	14,026.00	35633
RAM01	RAMMCO	12/08/2023	Regular	0.00	187.65	35634
SAU02	SAUNDERS, MICHAEL	12/08/2023	Regular	0.00	744.62	35635
SWR04	STATE WATER RESOURCES CON	12/08/2023	Regular	0.00	31,399.00	35636
UNI06	UNITEDHEALTHCARE INSURANCE	12/08/2023	Regular	0.00	696.20	35637
VER02	Verizon Connect Fleet USA LLC	12/08/2023	Regular	0.00	265.30	35638
WES08	WESTERN HYDROLOGICS, LLP	12/08/2023	Regular	0.00	4,512.90	35639
WIL01	Wilkinson Portables Inc.	12/08/2023	Regular	0.00	314.65	35640
ZAN01	ZANJERO, INC.	12/08/2023	Regular	0.00	220.00	35641
ADT02	THE ADT SECURITY CORPORATION	12/15/2023	Regular	0.00	59.00	35643
AFL01	AMERICAN FAMILY LIFE INS	12/15/2023	Regular	0.00	1,334.00	35644
ARA01	ARAMARK	12/15/2023	Regular	0.00	90.14	35645
ATT02	AT&T	12/15/2023	Regular	0.00	127.64	35646
BEN04	BENNETT ENGINEERING SERVICES	12/15/2023	Regular	0.00	9,203.23	35647
BJP01	BRUCE R. JOHNSON	12/15/2023	Regular	0.00	350.00	35648
BST01	BST Services Inc	12/15/2023	Regular	0.00	16,228.94	35649
BUC01	Buckmaster Office Solutions	12/15/2023	Regular	0.00	20.00	35650
CEI01	CEIRANTE, MARTIN	12/15/2023	Regular	0.00	283.96	35651
CLS01	CLS LABS	12/15/2023	Regular	0.00	5,459.28	35652
DEL01	DEL PASO PIPE & STEELE	12/15/2023	Regular	0.00	743.24	35653
GEO04	DIVIDE SUPPLY ACE HARDWARE	12/15/2023	Regular	0.00	1,354.71	35654
HER01	Herc Rentals Inc	12/15/2023	Regular	0.00	2,305.88	35655
ICM03	ICMA	12/15/2023	Regular	0.00	1,613.28	35656
INF01	Infinity Technologies	12/15/2023	Regular	0.00	1,575.00	35657
IUO01	IUOE, LOCAL 39	12/15/2023	Regular	0.00	359.01	35658
IUO02	AFSCME District Council 57	12/15/2023	Regular	0.00	361.03	35659
KAI01	Kaiser Permanente	12/15/2023	Regular	0.00	117.10	35660
KAS01	KASL CONSULTING ENGINEERS	12/15/2023	Regular	0.00	12,108.00	35661
MAC02	MACDONALD, MITCH	12/15/2023	Regular	0.00	862.39	35662
RAM01	RAMMCO	12/15/2023	Regular	0.00	187.65	35663
SAF01	Safety-Kleen Systems Inc.	12/15/2023	Regular	0.00	279.73	35664

Check Report

Date Range: 07/01/2023 - 06/30/2024

Vendor Number	Vendor Name	Payment Date	Payment Type	Discount Amount	Payment Amount	Number
SIE10	SIERRA SAFETY	12/15/2023	Regular	0.00	367.06	35665
USA04	HD SUPPLY, INC	12/15/2023	Regular	0.00	1,205.23	35666
ATT01	AT&T CORPORATION	12/22/2023	Regular	0.00	1,107.09	35667
BLU01	ANTHEM BLUE CROSS	12/22/2023	Regular	0.00	1,079.61	35668
BLU06	BLUE SHIELD OF CALIFORNIA	12/22/2023	Regular	0.00	304.00	35669
BST01	BST Services Inc	12/22/2023	Regular	0.00	11,687.06	35670
CLS01	CLS LABS	12/22/2023	Regular	0.00	45.00	35671
DIV05	PLACERVILLE AUTO PARTS, INC.	12/22/2023	Regular	0.00	47.17	35672
ELL02	ELLIOTT, ALEXIS	12/22/2023	Regular	0.00	139.25	35673
FER01	FERRELLGAS	12/22/2023	Regular	0.00	454.70	35674
FER02	FERGUSON ENTERPRISES INC	12/22/2023	Regular	0.00	16,054.40	35675
HAR03	HARRIS INDUSTRIAL GASES	12/22/2023	Regular	0.00	301.42	35676
HER01	Herc Rentals Inc	12/22/2023	Regular	0.00	1,189.33	35677
KEY01	KEYS PLUS	12/22/2023	Regular	0.00	24.95	35678
MAZ01	MAZE & ASSOCIATES	12/22/2023	Regular	0.00	4,500.00	35679
PAP03	PAPE MACHINERY, INC	12/22/2023	Regular	0.00	3,262.87	35680
RAM01	RAMMCO	12/22/2023	Regular	0.00	187.65	35681
SWR04	STATE WATER RESOURCES CON	12/22/2023	Regular	0.00	293,678.39	35682
THO03	THOMPSON AUTO & TRUCK	12/22/2023	Regular	0.00	3,910.16	35683
USA04	HD SUPPLY, INC	12/22/2023	Regular	0.00	157.18	35684
USB05	U.S. BANK CORPORATE PAYMENT SYSTEMS	12/22/2023	Regular	0.00	5,953.27	35685
	Void	12/22/2023	Regular	0.00	0.00	35686
USB06	U.S. BANK EQUIPMENT FINANCE	12/22/2023	Regular	0.00	605.33	35687
VER01	VERIZON WIRELESS	12/22/2023	Regular	0.00	50.02	35688
WAL02	WALKER'S OFFICE SUPPLY	12/22/2023	Regular	0.00	69.83	35689
ZAN01	ZANJERO, INC.	12/22/2023	Regular	0.00	3,452.50	35690
ACW01	ACWA/JPIA	01/04/2024	Regular	0.00	9,351.57	35691
ACW05	ACWA/JPIA HEALTH	01/04/2024	Regular	0.00	48,729.34	35692
ARA01	ARAMARK	01/04/2024	Regular	0.00	90.14	35693
BES01	BEST, BEST & KRIEGER LLP	01/04/2024	Regular	0.00	1,936.05	35694
CAR08	Carmody Software, Inc.	01/04/2024	Regular	0.00	59.00	35695
CHA03	CHAIDEZ, MICHAEL	01/04/2024	Regular	0.00	241.23	35696
CLS01	CLS LABS	01/04/2024	Regular	0.00	2,731.90	35697
CWS01	CORBIN WILLITS SYS. INC.	01/04/2024	Regular	0.00	608.28	35698
ECO01	ECORP CONSULTING, INC.	01/04/2024	Regular	0.00	3,152.50	35699
ELD16	EL DORADO DISPOSAL SERVICE	01/04/2024	Regular	0.00	451.35	35700
FER01	FERRELLGAS	01/04/2024	Regular	0.00	1,061.11	35701
FSL01	Fidelity Security Life Insurance Company	01/04/2024	Regular	0.00	339.16	35702
G&O02	G AND O TOWING	01/04/2024	Regular	0.00	290.00	35703
GEO01	GEORGETOWN HARDWARE	01/04/2024	Regular	0.00	628.36	35704
GUT01	Robert Gutierrez	01/04/2024	Regular	0.00	500.00	35705
HER01	Herc Rentals Inc	01/04/2024	Regular	0.00	6,333.12	35706
ICM03	ICMA	01/04/2024	Regular	0.00	1,631.50	35707
INF01	Infinity Technologies	01/04/2024	Regular	0.00	1,207.50	35708
IUO01	IUOE, LOCAL 39	01/04/2024	Regular	0.00	359.58	35709
IUO02	AFSCME District Council 57	01/04/2024	Regular	0.00	361.03	35710
MAS01	MASTERS TELECOM, LLC	01/04/2024	Regular	0.00	16.39	35711
MUR04	MURCHIE'S SMOG & REPAIR	01/04/2024	Regular	0.00	123.50	35712
NBS01	NBS	01/04/2024	Regular	0.00	1,257.20	35713
PAC02	PACIFIC GAS & ELECTRIC	01/04/2024	Regular	0.00	27.97	35714
PAC02	PACIFIC GAS & ELECTRIC	01/04/2024	Regular	0.00	111.27	35715
PAC02	PACIFIC GAS & ELECTRIC	01/04/2024	Regular	0.00	26.28	35716
PAC02	PACIFIC GAS & ELECTRIC	01/04/2024	Regular	0.00	9.57	35717
PAC02	PACIFIC GAS & ELECTRIC	01/04/2024	Regular	0.00	397.93	35718
PAC02	PACIFIC GAS & ELECTRIC	01/04/2024	Regular	0.00	16.18	35719
PAC02	PACIFIC GAS & ELECTRIC	01/04/2024	Regular	0.00	109.10	35720
PAC02	PACIFIC GAS & ELECTRIC	01/04/2024	Regular	0.00	864.24	35721
PAC02	PACIFIC GAS & ELECTRIC	01/04/2024	Regular	0.00	183.98	35722
PAC02	PACIFIC GAS & ELECTRIC	01/04/2024	Regular	0.00	17.62	35723
POW01	POWERNET GLOBAL COMMUNICATIONS	01/04/2024	Regular	0.00	85.33	35724
PRE01	PREMIER ACCESS INS CO	01/04/2024	Regular	0.00	3,272.16	35725

Check Report

Date Range: 07/01/2023 - 06/30/2024

Vendor Number	Vendor Name	Payment Date	Payment Type	Discount Amount	Payment Amount	Number
RAM01	RAMMCO	01/04/2024	Regular	0.00	375.30	35726
SIG01	SIGNAL SERVICE INC	01/04/2024	Regular	0.00	300.00	35727
SWR04	STATE WATER RESOURCES CON	01/04/2024	Regular	0.00	28,838.25	35728
THA01	THATCHER COMPANY OF CALIF	01/04/2024	Regular	0.00	7,339.54	35729
THO03	THOMPSON AUTO & TRUCK	01/04/2024	Regular	0.00	400.00	35730
UNI01	UNICO ENGINEERING, INC.	01/04/2024	Regular	0.00	4,272.04	35731
USA04	HD SUPPLY, INC	01/04/2024	Regular	0.00	479.33	35732
VER01	VERIZON WIRELESS	01/04/2024	Regular	0.00	1,588.57	35733
VER02	Verizon Connect Fleet USA LLC	01/04/2024	Regular	0.00	265.30	35734
WEL02	WELLS FARGO BANK	01/04/2024	Regular	0.00	2,088.14	35735
WIL01	Wilkinson Portables Inc.	01/04/2024	Regular	0.00	314.66	35736
ADT01	ADT SECURITY SERVICES	01/12/2024	Regular	0.00	529.29	35737
ADT02	THE ADT SECURITY CORPORATION	01/12/2024	Regular	0.00	59.00	35738
AFL01	AMERICAN FAMILY LIFE INS	01/12/2024	Regular	0.00	1,334.00	35739
ALL01	ALLEN KRAUSE	01/12/2024	Regular	0.00	816.31	35740
ARA01	ARAMARK	01/12/2024	Regular	0.00	91.00	35741
BES01	BEST, BEST & KRIEGER LLP	01/12/2024	Regular	0.00	7,610.71	35742
BST01	BST Services Inc	01/12/2024	Regular	0.00	38,969.08	35743
CAP04	CAPITAL RUBBER CO. LTD.	01/12/2024	Regular	0.00	1,073.57	35744
CLS01	CLS LABS	01/12/2024	Regular	0.00	99.00	35745
DIV05	PLACERVILLE AUTO PARTS, INC.	01/12/2024	Regular	0.00	176.12	35746
ECO01	ECORP CONSULTING, INC.	01/12/2024	Regular	0.00	10,238.31	35747
ELD11	EL DORADO COUNTY AIR QUALITY MGMT	01/12/2024	Regular	0.00	2,098.76	35748
FER01	FERRELLGAS	01/12/2024	Regular	0.00	387.80	35749
FER02	FERGUSON ENTERPRISES INC	01/12/2024	Regular	0.00	11,245.54	35750
GAR02	GARDEN VALLEY FEED & HDW.	01/12/2024	Regular	0.00	111.29	35751
GEO02	GEORGETOWN GAZETTE	01/12/2024	Regular	0.00	105.00	35752
GEO04	DIVIDE SUPPLY ACE HARDWARE	01/12/2024	Regular	0.00	793.85	35753
GOL04	GOLD MOUNTAIN CALIFORNIA NEWS MEDIA IN	01/12/2024	Regular	0.00	427.68	35754
ICM03	ICMA	01/12/2024	Regular	0.00	1,631.50	35755
IFS01	Infosend, Inc.	01/12/2024	Regular	0.00	3,685.37	35756
IUO01	IUOE, LOCAL 39	01/12/2024	Regular	0.00	361.29	35757
IUO02	AFSCME District Council 57	01/12/2024	Regular	0.00	361.03	35758
KAS01	KASL CONSULTING ENGINEERS	01/12/2024	Regular	0.00	11,177.38	35759
MOU02	MOUNTAIN DEMOCRAT	01/12/2024	Regular	0.00	350.00	35760
OPT01	OPTIMIZED INVESTMENT PARTNERS	01/12/2024	Regular	0.00	871.60	35761
PAC02	PACIFIC GAS & ELECTRIC	01/12/2024	Regular	0.00	10,518.66	35762
PAC02	PACIFIC GAS & ELECTRIC	01/12/2024	Regular	0.00	99.50	35763
PAC02	PACIFIC GAS & ELECTRIC	01/12/2024	Regular	0.00	22.12	35764
PAP03	PAPE MACHINERY, INC	01/12/2024	Regular	0.00	4,117.73	35765
PIC02	PICOVALE SERVICES, INC.	01/12/2024	Regular	0.00	14,995.20	35766
RAM01	RAMMCO	01/12/2024	Regular	0.00	187.65	35767
ROB01	DON ROBINSON	01/12/2024	Regular	0.00	1,088.59	35768
RUL01	RULE, BRIAN	01/12/2024	Regular	0.00	300.00	35769
THA01	THATCHER COMPANY OF CALIF	01/12/2024	Regular	0.00	4,251.52	35770
TYL02	TYLER TECHNOLOGIES, INC	01/12/2024	Regular	0.00	354.00	35771
UNI06	UNITEDHEALTHCARE INSURANCE	01/12/2024	Regular	0.00	696.20	35772
USA04	HD SUPPLY, INC	01/12/2024	Regular	0.00	190.60	35773
USB06	U.S. BANK EQUIPMENT FINANCE	01/12/2024	Regular	0.00	792.04	35774
WES08	WESTERN HYDROLOGICS, LLP	01/12/2024	Regular	0.00	3,395.50	35775
WEX01	Wex Bank	01/12/2024	Regular	0.00	6,851.42	35776
WIE01	WIENHOFF & ASSOCIATES INC	01/12/2024	Regular	0.00	25.00	35777
ZAN01	ZANJERO, INC.	01/12/2024	Regular	0.00	845.00	35778
ALL01	ALLEN KRAUSE	01/19/2024	Regular	0.00	520.55	35779
ATT02	AT&T	01/19/2024	Regular	0.00	128.20	35780
BAR07	BARBOUR, CHRIS	01/19/2024	Regular	0.00	300.00	35781
BEN04	BENNETT ENGINEERING SERVICES	01/19/2024	Regular	0.00	8,828.25	35782
BLU01	ANTHEM BLUE CROSS	01/19/2024	Regular	0.00	1,079.61	35783
CAL17	STATE OF CA - DEPT OF FORESTRY AND FIRE PR	01/19/2024	Regular	0.00	2,042.46	35784
CHR01	CHRISTENSEN HEATING & COOLING, INC.	01/19/2024	Regular	0.00	175.00	35785
CLS01	CLS LABS	01/19/2024	Regular	0.00	229.00	35786

Check Report

Date Range: 07/01/2023 - 06/30/2024

Vendor Number	Vendor Name	Payment Date	Payment Type	Discount Amount	Payment Amount	Number
COS01	COSTCO	01/19/2024	Regular	0.00	120.00	35787
ECO01	ECORP CONSULTING, INC.	01/19/2024	Regular	0.00	20,278.75	35788
GOV01	GOVERNMENT FINANCE OFFICERS ASSOCIATIOI	01/19/2024	Regular	0.00	160.00	35789
KAI01	Kaiser Permanente	01/19/2024	Regular	0.00	120.90	35790
NAT04	NATIONAL PRINT & PROMO	01/19/2024	Regular	0.00	194.18	35791
RAM01	RAMMCO	01/19/2024	Regular	0.00	187.65	35792
SCH03	SCHNEIDER, NICHOLAS	01/19/2024	Regular	0.00	966.87	35793
SCH03	SCHNEIDER, NICHOLAS	01/19/2024	Regular	0.00	-966.87	35793
SIG01	SIGNAL SERVICE INC	01/19/2024	Regular	0.00	300.00	35794
TIR01	TIREHUB, LLC	01/19/2024	Regular	0.00	560.41	35795
USB05	U.S. BANK CORPORATE PAYMENT SYSTEMS	01/19/2024	Regular	0.00	3,143.88	35796
VER01	VERIZON WIRELESS	01/19/2024	Regular	0.00	50.02	35797
SCH03	SCHNEIDER, NICHOLAS	01/19/2024	Regular	0.00	966.87	35798
ALL01	ALLEN KRAUSE	01/26/2024	Regular	0.00	365.45	35799
ARA01	ARAMARK	01/26/2024	Regular	0.00	91.00	35800
ATT01	AT&T CORPORATION	01/26/2024	Regular	0.00	1,107.09	35801
BEN04	BENNETT ENGINEERING SERVICES	01/26/2024	Regular	0.00	33,692.74	35802
BLU06	BLUE SHIELD OF CALIFORNIA	01/26/2024	Regular	0.00	304.00	35803
CAL17	STATE OF CA - DEPT OF FORESTRY AND FIRE PRI	01/26/2024	Regular	0.00	1,815.52	35804
CLS01	CLS LABS	01/26/2024	Regular	0.00	150.00	35805
CWS01	CORBIN WILLITS SYS. INC.	01/26/2024	Regular	0.00	608.28	35806
DIV05	PLACERVILLE AUTO PARTS, INC.	01/26/2024	Regular	0.00	42.88	35807
FER01	FERRELLGAS	01/26/2024	Regular	0.00	1,629.32	35808
ICM03	ICMA	01/26/2024	Regular	0.00	1,631.50	35809
IUO01	IUOE, LOCAL 39	01/26/2024	Regular	0.00	336.53	35810
IUO02	AFSCME District Council 57	01/26/2024	Regular	0.00	361.03	35811
MAS01	MASTERS TELECOM, LLC	01/26/2024	Regular	0.00	16.39	35812
MIC01	MICAH ABRAHAM CORDERO	01/26/2024	Regular	0.00	3,030.91	35813
NTU01	NTU TECHNOLOGIES, INC.	01/26/2024	Regular	0.00	588.70	35814
PAC02	PACIFIC GAS & ELECTRIC	01/26/2024	Regular	0.00	1,072.87	35815
PAC02	PACIFIC GAS & ELECTRIC	01/26/2024	Regular	0.00	538.65	35816
PAC02	PACIFIC GAS & ELECTRIC	01/26/2024	Regular	0.00	19.76	35817
PAC02	PACIFIC GAS & ELECTRIC	01/26/2024	Regular	0.00	9.88	35818
POW01	POWERNET GLOBAL COMMUNICATIONS	01/26/2024	Regular	0.00	85.37	35819
PRE01	PREMIER ACCESS INS CO	01/26/2024	Regular	0.00	3,272.16	35820
RAM01	RAMMCO	01/26/2024	Regular	0.00	475.40	35821
UNI01	UNICO ENGINEERING, INC.	01/26/2024	Regular	0.00	381.86	35822
USA04	HD SUPPLY, INC	01/26/2024	Regular	0.00	48.23	35823
VER01	VERIZON WIRELESS	01/26/2024	Regular	0.00	1,693.60	35824
ADT02	THE ADT SECURITY CORPORATION	02/02/2024	Regular	0.00	59.00	35826
ALL01	ALLEN KRAUSE	02/02/2024	Regular	0.00	101.88	35827
ARA01	ARAMARK	02/02/2024	Regular	0.00	45.50	35828
CAR08	Carmody Software, Inc.	02/02/2024	Regular	0.00	59.00	35829
CLS01	CLS LABS	02/02/2024	Regular	0.00	54.00	35830
DIV05	PLACERVILLE AUTO PARTS, INC.	02/02/2024	Regular	0.00	71.81	35831
EDC01	EL DORADO COUNTY TRANSPORTATION DEPAR	02/02/2024	Regular	0.00	212.97	35832
ELD16	EL DORADO DISPOSAL SERVICE	02/02/2024	Regular	0.00	451.35	35833
FER01	FERRELLGAS	02/02/2024	Regular	0.00	1,093.51	35834
FER02	FERGUSON ENTERPRISES INC	02/02/2024	Regular	0.00	3,047.83	35835
FSL01	Fidelity Security Life Insurance Company	02/02/2024	Regular	0.00	339.16	35836
GEO01	GEORGETOWN HARDWARE	02/02/2024	Regular	0.00	182.63	35837
GUT01	Robert Gutierrez	02/02/2024	Regular	0.00	400.00	35838
KLA03	Trent Klasna	02/02/2024	Regular	0.00	600.00	35839
PAC02	PACIFIC GAS & ELECTRIC	02/02/2024	Regular	0.00	17.41	35840
PAC02	PACIFIC GAS & ELECTRIC	02/02/2024	Regular	0.00	98.25	35841
PAC02	PACIFIC GAS & ELECTRIC	02/02/2024	Regular	0.00	25.46	35842
PAC02	PACIFIC GAS & ELECTRIC	02/02/2024	Regular	0.00	195.00	35843
PAC02	PACIFIC GAS & ELECTRIC	02/02/2024	Regular	0.00	118.95	35844
PAC02	PACIFIC GAS & ELECTRIC	02/02/2024	Regular	0.00	701.02	35845
PAC02	PACIFIC GAS & ELECTRIC	02/02/2024	Regular	0.00	31.23	35846
RAM01	RAMMCO	02/02/2024	Regular	0.00	361.71	35847

Check Report

Date Range: 07/01/2023 - 06/30/2024

Vendor Number	Vendor Name	Payment Date	Payment Type	Discount Amount	Payment Amount	Number
ROB01	DON ROBINSON	02/02/2024	Regular	0.00	568.43	35848
WAL02	WALKER'S OFFICE SUPPLY	02/02/2024	Regular	0.00	184.05	35849
WEL02	WELLS FARGO BANK	02/02/2024	Regular	0.00	2,088.14	35850
WES09	NATHAN THOMAS	02/02/2024	Regular	0.00	2,816.00	35851
WEX01	Wex Bank	02/02/2024	Regular	0.00	4,946.58	35852
WIL01	Wilkinson Portables Inc.	02/02/2024	Regular	0.00	314.66	35853
BAR07	BARBOUR, CHRIS	02/08/2024	Regular	0.00	3,415.77	35854
ACW05	ACWA/JPIA HEALTH	02/09/2024	Regular	0.00	50,886.67	35855
ADT01	ADT SECURITY SERVICES	02/09/2024	Regular	0.00	127.32	35856
ADT02	THE ADT SECURITY CORPORATION	02/09/2024	Regular	0.00	451.08	35857
AFL01	AMERICAN FAMILY LIFE INS	02/09/2024	Regular	0.00	1,362.56	35858
ALL01	ALLEN KRAUSE	02/09/2024	Regular	0.00	63.61	35859
ARA01	ARAMARK	02/09/2024	Regular	0.00	45.50	35860
CLS01	CLS LABS	02/09/2024	Regular	0.00	1,015.00	35861
CSM01	California Society of Municipal Finance Officers	02/09/2024	Regular	0.00	-135.00	35862
CSM01	California Society of Municipal Finance Officers	02/09/2024	Regular	0.00	135.00	35862
EDC04	EDC ENVIRONMENTAL MGMT	02/09/2024	Regular	0.00	702.00	35863
EMP02	EMPLOYEE RELATIONS, INC	02/09/2024	Regular	0.00	50.00	35864
ENV01	ENVIRO TECH SERVICES COMPANY, INC.	02/09/2024	Regular	0.00	225.23	35865
FER01	FERRELLGAS	02/09/2024	Regular	0.00	360.18	35866
FER02	FERGUSON ENTERPRISES INC	02/09/2024	Regular	0.00	2,192.86	35867
GAR02	GARDEN VALLEY FEED & HDW.	02/09/2024	Regular	0.00	307.11	35868
GEO04	DIVIDE SUPPLY ACE HARDWARE	02/09/2024	Regular	0.00	1,197.64	35869
GOV01	GOVERNMENT FINANCE OFFICERS ASSOCIATIOI	02/09/2024	Regular	0.00	150.00	35870
HAR03	HARRIS INDUSTRIAL GASES	02/09/2024	Regular	0.00	253.00	35871
ICM03	ICMA	02/09/2024	Regular	0.00	1,631.50	35872
IUO01	IUOE, LOCAL 39	02/09/2024	Regular	0.00	336.53	35873
IUO02	AFSCME District Council 57	02/09/2024	Regular	0.00	361.03	35874
KLA03	Trent Klasna	02/09/2024	Regular	0.00	1,200.00	35875
LSL01	LANCE, SOLL & LUNGHARD, LLP	02/09/2024	Regular	0.00	28,027.50	35876
OPT01	OPTIMIZED INVESTMENT PARTNERS	02/09/2024	Regular	0.00	977.71	35877
PAC02	PACIFIC GAS & ELECTRIC	02/09/2024	Regular	0.00	437.92	35878
PAC02	PACIFIC GAS & ELECTRIC	02/09/2024	Regular	0.00	12,112.78	35879
PAC02	PACIFIC GAS & ELECTRIC	02/09/2024	Regular	0.00	142.28	35880
RAM01	RAMMCO	02/09/2024	Regular	0.00	187.65	35881
THO03	THOMPSON AUTO & TRUCK	02/09/2024	Regular	0.00	2,641.52	35882
UNI06	UNITEDHEALTHCARE INSURANCE	02/09/2024	Regular	0.00	696.20	35883
USA04	HD SUPPLY, INC	02/09/2024	Regular	0.00	558.22	35884
VEC01	Vectis DC LLC	02/09/2024	Regular	0.00	12,000.00	35885
VER02	Verizon Connect Fleet USA LLC	02/09/2024	Regular	0.00	265.30	35886
ZAN01	ZANJERO, INC.	02/09/2024	Regular	0.00	587.50	35887
ALL01	ALLEN KRAUSE	02/16/2024	Regular	0.00	734.02	35890
AMPO1	AMPRA'S Staffing Services, Inc	02/16/2024	Regular	0.00	532.50	35891
ATT02	AT&T	02/16/2024	Regular	0.00	128.20	35892
BES01	BEST, BEST & KRIEGER LLP	02/16/2024	Regular	0.00	6,598.85	35893
BST01	BST Services Inc	02/16/2024	Regular	0.00	671.95	35894
CLS01	CLS LABS	02/16/2024	Regular	0.00	150.00	35895
COU01	Country Air Conditioning, Inc	02/16/2024	Regular	0.00	7,950.00	35896
DAV01	Dave's Tree Work & Forest Management, Inc	02/16/2024	Regular	0.00	1,600.00	35897
FER02	FERGUSON ENTERPRISES INC	02/16/2024	Regular	0.00	15,088.11	35898
GEO14	GEORGETOWN DIVIDE ROTARY	02/16/2024	Regular	0.00	113.32	35899
HER01	Herc Rentals Inc	02/16/2024	Regular	0.00	862.00	35900
HER02	HERCULES INDUSTRIES, INC.	02/16/2024	Regular	0.00	609.20	35901
INF01	Infinity Technologies	02/16/2024	Regular	0.00	210.00	35902
KAI01	Kaiser Permanente	02/16/2024	Regular	0.00	119.00	35903
KAS01	KASL CONSULTING ENGINEERS	02/16/2024	Regular	0.00	16,942.00	35904
RAM01	RAMMCO	02/16/2024	Regular	0.00	187.65	35905
USA04	HD SUPPLY, INC	02/16/2024	Regular	0.00	90.04	35906
USB05	U.S. BANK CORPORATE PAYMENT SYSTEMS	02/16/2024	Regular	0.00	4,258.73	35907
USB06	U.S. BANK EQUIPMENT FINANCE	02/16/2024	Regular	0.00	637.91	35908
ALL01	ALLEN KRAUSE	02/26/2024	Regular	0.00	1,307.14	35909

Check Report

Date Range: 07/01/2023 - 06/30/2024

Vendor Number	Vendor Name	Payment Date	Payment Type	Discount Amount	Payment Amount	Number
AMP01	AMPRA'S Staffing Services, Inc	02/26/2024	Regular	0.00	1,420.00	35910
ARA01	ARAMARK	02/26/2024	Regular	0.00	45.50	35911
ATT01	AT&T CORPORATION	02/26/2024	Regular	0.00	1,107.09	35912
BEN04	BENNETT ENGINEERING SERVICES	02/26/2024	Regular	0.00	328.00	35913
BLU01	ANTHEM BLUE CROSS	02/26/2024	Regular	0.00	419.20	35914
BLU06	BLUE SHIELD OF CALIFORNIA	02/26/2024	Regular	0.00	304.00	35915
CLS01	CLS LABS	02/26/2024	Regular	0.00	54.00	35916
CWS01	CORBIN WILLITS SYS. INC.	02/26/2024	Regular	0.00	608.28	35917
FER01	FERRELLGAS	02/26/2024	Regular	0.00	411.67	35918
FER02	FERGUSON ENTERPRISES INC	02/26/2024	Regular	0.00	6,749.12	35919
ICM03	ICMA	02/26/2024	Regular	0.00	1,631.50	35920
IUO01	IUOE, LOCAL 39	02/26/2024	Regular	0.00	333.02	35921
IUO02	AFSCME District Council 57	02/26/2024	Regular	0.00	361.03	35922
OCC01	OCCU-MED, LTD	02/26/2024	Regular	0.00	546.75	35923
PAP03	PAPE MACHINERY, INC	02/26/2024	Regular	0.00	1,823.15	35924
PUL01	PULFER, JEFF	02/26/2024	Regular	0.00	214.45	35925
RAM01	RAMMCO	02/26/2024	Regular	0.00	187.65	35926
VER01	VERIZON WIRELESS	02/26/2024	Regular	0.00	50.02	35927
ALL01	ALLEN KRAUSE	03/01/2024	Regular	0.00	124.92	35928
AMP01	AMPRA'S Staffing Services, Inc	03/01/2024	Regular	0.00	1,136.00	35929
ARA01	ARAMARK	03/01/2024	Regular	0.00	91.00	35930
BEN04	BENNETT ENGINEERING SERVICES	03/01/2024	Regular	0.00	5,716.00	35931
CAL17	STATE OF CA - DEPT OF FORESTRY AND FIRE PR	03/01/2024	Regular	0.00	2,723.28	35932
CLS01	CLS LABS	03/01/2024	Regular	0.00	1,081.56	35933
ECO01	ECORP CONSULTING, INC.	03/01/2024	Regular	0.00	2,020.00	35934
FER01	FERRELLGAS	03/01/2024	Regular	0.00	926.39	35935
GEN01	Genuine Parts Company	03/01/2024	Regular	0.00	342.99	35936
GEO01	GEORGETOWN HARDWARE	03/01/2024	Regular	0.00	84.78	35937
GUT01	Robert Gutierrez	03/01/2024	Regular	0.00	400.00	35938
HER01	Herc Rentals Inc	03/01/2024	Regular	0.00	2,893.09	35939
HOM01	HOME DEPOT CREDIT SERVICE	03/01/2024	Regular	0.00	1,549.82	35940
KLA02	KLAHN, CHRISTIAN	03/01/2024	Regular	0.00	131.85	35941
PAC02	PACIFIC GAS & ELECTRIC	03/01/2024	Regular	0.00	22.42	35942
PAC02	PACIFIC GAS & ELECTRIC	03/01/2024	Regular	0.00	1,136.38	35943
PAC02	PACIFIC GAS & ELECTRIC	03/01/2024	Regular	0.00	220.93	35944
PAC02	PACIFIC GAS & ELECTRIC	03/01/2024	Regular	0.00	31.17	35945
PAC02	PACIFIC GAS & ELECTRIC	03/01/2024	Regular	0.00	137.18	35946
PAC02	PACIFIC GAS & ELECTRIC	03/01/2024	Regular	0.00	18.50	35947
PAC02	PACIFIC GAS & ELECTRIC	03/01/2024	Regular	0.00	1,915.91	35948
PAC02	PACIFIC GAS & ELECTRIC	03/01/2024	Regular	0.00	10.27	35949
PAC02	PACIFIC GAS & ELECTRIC	03/01/2024	Regular	0.00	95.69	35950
PAC02	PACIFIC GAS & ELECTRIC	03/01/2024	Regular	0.00	23.82	35951
POW01	POWERNET GLOBAL COMMUNICATIONS	03/01/2024	Regular	0.00	85.37	35952
PRE01	PREMIER ACCESS INS CO	03/01/2024	Regular	0.00	3,272.16	35953
RAM01	RAMMCO	03/01/2024	Regular	0.00	187.65	35954
SAC03	SACRAMENTO BAG MFG. CO.	03/01/2024	Regular	0.00	1,836.00	35955
SIE10	SIERRA SAFETY	03/01/2024	Regular	0.00	386.15	35956
USA04	HD SUPPLY, INC	03/01/2024	Regular	0.00	52.50	35957
VER01	VERIZON WIRELESS	03/01/2024	Regular	0.00	1,590.69	35958
WAL02	WALKER'S OFFICE SUPPLY	03/01/2024	Regular	0.00	278.30	35959
WEL02	WELLS FARGO BANK	03/01/2024	Regular	0.00	2,088.14	35960
WEX01	Wex Bank	03/01/2024	Regular	0.00	5,310.23	35961
WIL01	Wilkinson Portables Inc.	03/01/2024	Regular	0.00	314.66	35962
ADT01	ADT SECURITY SERVICES	03/07/2024	Regular	0.00	334.83	35965
ADT02	THE ADT SECURITY CORPORATION	03/07/2024	Regular	0.00	209.36	35966
AFL01	AMERICAN FAMILY LIFE INS	03/07/2024	Regular	0.00	1,183.88	35967
ALL01	ALLEN KRAUSE	03/07/2024	Regular	0.00	776.57	35968
AMPO1	AMPRA'S Staffing Services, Inc	03/07/2024	Regular	0.00	1,420.00	35969
ARA01	ARAMARK	03/07/2024	Regular	0.00	45.50	35970
ATT01	AT&T CORPORATION	03/07/2024	Regular	0.00	338.71	35971
BES01	BEST, BEST & KRIEGER LLP	03/07/2024	Regular	0.00	14,358.58	35972

Check Report

Date Range: 07/01/2023 - 06/30/2024

Vendor Number	Vendor Name	Payment Date	Payment Type	Discount Amount	Payment Amount	Number
CAR08	Carmody Software, Inc.	03/07/2024	Regular	0.00	59.00	35973
CLS01	CLS LABS	03/07/2024	Regular	0.00	792.96	35974
DWR01	DEPT. OF WATER RESOURCES	03/07/2024	Regular	0.00	15,397.73	35975
ECO01	ECORP CONSULTING, INC.	03/07/2024	Regular	0.00	10,308.75	35976
ELD16	EL DORADO DISPOSAL SERVICE	03/07/2024	Regular	0.00	451.35	35977
FER01	FERRELLGAS	03/07/2024	Regular	0.00	12.00	35978
FER02	FERGUSON ENTERPRISES INC	03/07/2024	Regular	0.00	734.28	35979
FOL01	Folsom Lake Ford, Inc.	03/07/2024	Regular	0.00	4,413.80	35980
FSL01	Fidelity Security Life Insurance Company	03/07/2024	Regular	0.00	314.80	35981
GAR02	GARDEN VALLEY FEED & HDW.	03/07/2024	Regular	0.00	194.75	35982
GEO04	DIVIDE SUPPLY ACE HARDWARE	03/07/2024	Regular	0.00	1,066.65	35983
GRA01	GRAINGER, INC.	03/07/2024	Regular	0.00	45.64	35984
ICM03	ICMA	03/07/2024	Regular	0.00	1,635.21	35985
IFS01	Infosend, Inc.	03/07/2024	Regular	0.00	465.28	35986
IUO01	IUOE, LOCAL 39	03/07/2024	Regular	0.00	385.54	35987
IUO02	AFSCME District Council 57	03/07/2024	Regular	0.00	363.72	35988
LSL01	LANCE, SOLL & LUNGHARD, LLP	03/07/2024	Regular	0.00	10,190.00	35989
MAS01	MASTERS TELECOM, LLC	03/07/2024	Regular	0.00	16.39	35990
OPT01	OPTIMIZED INVESTMENT PARTNERS	03/07/2024	Regular	0.00	979.40	35991
PAC02	PACIFIC GAS & ELECTRIC	03/07/2024	Regular	0.00	11,837.43	35992
PAC02	PACIFIC GAS & ELECTRIC	03/07/2024	Regular	0.00	214.96	35993
RAM01	RAMMCO	03/07/2024	Regular	0.00	187.65	35994
SAF01	Safety-Kleen Systems Inc.	03/07/2024	Regular	0.00	294.38	35995
TWA01	TW Associates LLC	03/07/2024	Regular	0.00	1,093.67	35996
USA04	HD SUPPLY, INC	03/07/2024	Regular	0.00	254.17	35997
VEC01	Vectis DC LLC	03/07/2024	Regular	0.00	4,000.00	35998
VER02	Verizon Connect Fleet USA LLC	03/07/2024	Regular	0.00	265.30	35999
WAL02	WALKER'S OFFICE SUPPLY	03/07/2024	Regular	0.00	476.16	36000
WES08	WESTERN HYDROLOGICS, LLP	03/07/2024	Regular	0.00	4,610.60	36001
ZAN01	ZANJERO, INC.	03/07/2024	Regular	0.00	1,540.00	36002
ACW05	ACWA/JPIA HEALTH	03/15/2024	Regular	0.00	48,014.09	36004
ALL01	ALLEN KRAUSE	03/15/2024	Regular	0.00	60.04	36005
ARA01	ARAMARK	03/15/2024	Regular	0.00	45.50	36006
BES01	BEST, BEST & KRIEGER LLP	03/15/2024	Regular	0.00	473.66	36007
BST01	BST Services Inc	03/15/2024	Regular	0.00	1,921.44	36008
CLS01	CLS LABS	03/15/2024	Regular	0.00	150.00	36009
CRO03	Robin Crowton	03/15/2024	Regular	0.00	8,000.00	36010
CSD00	CALIFORNIA SPECIAL DISTRICT ASSOCIATION	03/15/2024	Regular	0.00	775.00	36011
DIV05	PLACERVILLE AUTO PARTS, INC.	03/15/2024	Regular	0.00	17.15	36012
ECO01	ECORP CONSULTING, INC.	03/15/2024	Regular	0.00	16,748.75	36013
ENV01	ENVIRO TECH SERVICES COMPANY, INC.	03/15/2024	Regular	0.00	119.73	36014
FER02	FERGUSON ENTERPRISES INC	03/15/2024	Regular	0.00	27,585.96	36015
INF01	Infinity Technologies	03/15/2024	Regular	0.00	1,470.00	36016
KAI01	Kaiser Permanente	03/15/2024	Regular	0.00	119.00	36017
KAS01	KASL CONSULTING ENGINEERS	03/15/2024	Regular	0.00	8,397.34	36018
KLA03	Trent Klasna	03/15/2024	Regular	0.00	600.00	36019
KLE01	KLEZMER, JOHN	03/15/2024	Regular	0.00	118.50	36020
PAC02	PACIFIC GAS & ELECTRIC	03/15/2024	Regular	0.00	16,747.40	36021
RAM01	RAMMCO	03/15/2024	Regular	0.00	187.65	36022
SIE10	SIERRA SAFETY	03/15/2024	Regular	0.00	309.20	36023
THA01	THATCHER COMPANY OF CALIF	03/15/2024	Regular	0.00	6,049.92	36024
UNI06	UNITEDHEALTHCARE INSURANCE	03/15/2024	Regular	0.00	696.20	36025
USB06	U.S. BANK EQUIPMENT FINANCE	03/15/2024	Regular	0.00	584.37	36026
WES08	WESTERN HYDROLOGICS, LLP	03/15/2024	Regular	0.00	8,188.60	36027
AMP01	AMPRA'S Staffing Services, Inc	03/22/2024	Regular	0.00	2,272.00	36030
AND01	ANDERSON'S SIERRA PIPE CO	03/22/2024	Regular	0.00	117.01	36031
ATT01	AT&T CORPORATION	03/22/2024	Regular	0.00	1,233.42	36032
ATT02	AT&T	03/22/2024	Regular	0.00	128.20	36033
BEN04	BENNETT ENGINEERING SERVICES	03/22/2024	Regular	0.00	11,119.25	36034
BLU01	ANTHEM BLUE CROSS	03/22/2024	Regular	0.00	784.75	36035
BLU06	BLUE SHIELD OF CALIFORNIA	03/22/2024	Regular	0.00	350.00	36036

Check Report

Date Range: 07/01/2023 - 06/30/2024

Vendor Number	Vendor Name	Payment Date	Payment Type	Discount Amount	Payment Amount	Number
CLS01	CLS LABS	03/22/2024	Regular	0.00	356.76	36037
DAV01	Dave's Tree Work & Forest Management, Inc	03/22/2024	Regular	0.00	2,800.00	36038
DIA01	DIAMOND PACIFIC - AUBURN	03/22/2024	Regular	0.00	1,874.99	36039
FER01	FERRELLGAS	03/22/2024	Regular	0.00	1,361.56	36040
FER02	FERGUSON ENTERPRISES INC	03/22/2024	Regular	0.00	4,949.20	36041
GEO01	GEORGETOWN HARDWARE	03/22/2024	Regular	0.00	614.68	36042
GLE02	GLENN LUGLIANI DBA:	03/22/2024	Regular	0.00	305.78	36043
HAC01	Hach Company	03/22/2024	Regular	0.00	3,237.46	36044
ICM03	ICMA	03/22/2024	Regular	0.00	1,636.14	36045
IUO01	IUOE, LOCAL 39	03/22/2024	Regular	0.00	385.54	36046
IUO02	AFSCME District Council 57	03/22/2024	Regular	0.00	365.72	36047
MAZ01	MAZE & ASSOCIATES	03/22/2024	Regular	0.00	2,422.00	36048
RAM01	RAMMCO	03/22/2024	Regular	0.00	187.65	36049
ROB01	DON ROBINSON	03/22/2024	Regular	0.00	823.14	36050
USA04	HD SUPPLY, INC	03/22/2024	Regular	0.00	270.89	36051
USB05	U.S. BANK CORPORATE PAYMENT SYSTEMS	03/22/2024	Regular	0.00	5,107.55	36052
VER01	VERIZON WIRELESS	03/22/2024	Regular	0.00	50.02	36053
AMPO1	AMPRA'S Staffing Services, Inc	03/28/2024	Regular	0.00	1,420.00	36056
CWS01	CORBIN WILLITS SYS. INC.	03/28/2024	Regular	0.00	608.28	36057
NBS01	NBS	03/28/2024	Regular	0.00	1,250.71	36058
PAC02	PACIFIC GAS & ELECTRIC	03/28/2024	Regular	0.00	1,017.74	36059
PAC02	PACIFIC GAS & ELECTRIC	03/28/2024	Regular	0.00	16.32	36060
PAC02	PACIFIC GAS & ELECTRIC	03/28/2024	Regular	0.00	104.82	36061
PAC02	PACIFIC GAS & ELECTRIC	03/28/2024	Regular	0.00	10.28	36062
POW01	POWERNET GLOBAL COMMUNICATIONS	03/28/2024	Regular	0.00	85.37	36063
RAM01	RAMMCO	03/28/2024	Regular	0.00	187.65	36064
TYL01	TYLER, ERIC	03/28/2024	Regular	0.00	2,454.51	36065
TYL01	TYLER, ERIC	03/28/2024	Regular	0.00	3,135.94	36066
VER01	VERIZON WIRELESS	03/28/2024	Regular	0.00	1,594.33	36067
WIL01	Wilkinson Portables Inc.	03/28/2024	Regular	0.00	314.66	36068
SCH03	SCHNEIDER, NICHOLAS	04/04/2024	Regular	0.00	1,158.46	36069
ACW05	ACWA/JPIA HEALTH	04/05/2024	Regular	0.00	46,872.01	36070
ADM01	Matthew Shepherd	04/05/2024	Regular	0.00	90.00	36071
ADT02	THE ADT SECURITY CORPORATION	04/05/2024	Regular	0.00	209.36	36072
AFL01	AMERICAN FAMILY LIFE INS	04/05/2024	Regular	0.00	1,183.88	36073
ALL01	ALLEN KRAUSE	04/05/2024	Regular	0.00	1,151.96	36074
AMP01	AMPRA'S Staffing Services, Inc	04/05/2024	Regular	0.00	1,420.00	36075
ARA01	ARAMARK	04/05/2024	Regular	0.00	45.50	36076
B&K01	B&K VALVES & EQUIPMENT, INC	04/05/2024	Regular	0.00	4,200.00	36077
BST01	BST Services Inc	04/05/2024	Regular	0.00	833.79	36078
CAL17	STATE OF CA - DEPT OF FORESTRY AND FIRE PR	04/05/2024	Regular	0.00	2,042.46	36079
CAR08	Carmody Software, Inc.	04/05/2024	Regular	0.00	59.00	36080
CIT01	CITY OF SACRAMENTO	04/05/2024	Regular	0.00	8,114.21	36081
CLS01	CLS LABS	04/05/2024	Regular	0.00	519.00	36082
DIV05	PLACERVILLE AUTO PARTS, INC.	04/05/2024	Regular	0.00	19.27	36083
DWR01	DEPT. OF WATER RESOURCES	04/05/2024	Regular	0.00	74,281.00	36084
ELD16	EL DORADO DISPOSAL SERVICE	04/05/2024	Regular	0.00	451.35	36085
ENV01	ENVIRO TECH SERVICES COMPANY, INC.	04/05/2024	Regular	0.00	3,887.38	36086
FER01	FERRELLGAS	04/05/2024	Regular	0.00	95.00	36087
FSL01	Fidelity Security Life Insurance Company	04/05/2024	Regular	0.00	333.54	36088
GRA01	GRAINGER, INC.	04/05/2024	Regular	0.00	32.18	36089
GUT01	Robert Gutierrez	04/05/2024	Regular	0.00	500.00	36090
HER01	Herc Rentals Inc	04/05/2024	Regular	0.00	2,893.09	36091
ICM03	ICMA	04/05/2024	Regular	0.00	1,636.14	36092
IFS01	Infosend, Inc.	04/05/2024	Regular	0.00	2,639.63	36093
IUO01	IUOE, LOCAL 39	04/05/2024	Regular	0.00	385.54	36094
IUO02	AFSCME District Council 57	04/05/2024	Regular	0.00	371.87	36095
MAS01	MASTERS TELECOM, LLC	04/05/2024	Regular	0.00	16.39	36096
MOU02	MOUNTAIN DEMOCRAT	04/05/2024	Regular	0.00	70.00	36097
NTU01	NTU TECHNOLOGIES, INC.	04/05/2024	Regular	0.00	8,312.30	36098
PAC02	PACIFIC GAS & ELECTRIC	04/05/2024	Regular	0.00	210.47	36099

Check Report

Date Range: 07/01/2023 - 06/30/2024

Vendor Number	Vendor Name	Payment Date	Payment Type	Discount Amount	Payment Amount	Number
PAC02	PACIFIC GAS & ELECTRIC	04/05/2024	Regular	0.00	111.96	36100
PAC02	PACIFIC GAS & ELECTRIC	04/05/2024	Regular	0.00	23.25	36101
PAC02	PACIFIC GAS & ELECTRIC	04/05/2024	Regular	0.00	26.28	36102
PAC02	PACIFIC GAS & ELECTRIC	04/05/2024	Regular	0.00	1,302.01	36103
PAC02	PACIFIC GAS & ELECTRIC	04/05/2024	Regular	0.00	37.02	36104
PAC02	PACIFIC GAS & ELECTRIC	04/05/2024	Regular	0.00	12,756.51	36105
RAM01	RAMMCO	04/05/2024	Regular	0.00	206.75	36106
SIE10	SIERRA SAFETY	04/05/2024	Regular	0.00	227.37	36107
TIR01	TIREHUB, LLC	04/05/2024	Regular	0.00	527.47	36108
VEC01	Vectis DC LLC	04/05/2024	Regular	0.00	4,000.00	36109
VER02	Verizon Connect Fleet USA LLC	04/05/2024	Regular	0.00	265.30	36110
VOL01	Saba Holding Co, LLC	04/05/2024	Regular	0.00	157,261.32	36111
WEL02	WELLS FARGO BANK	04/05/2024	Regular	0.00	2,088.14	36112
WEX01	Wex Bank	04/05/2024	Regular	0.00	5,777.33	36113
ACW01	ACWA/JPIA	04/12/2024	Regular	0.00	10,554.80	36120
ADT01	ADT SECURITY SERVICES	04/12/2024	Regular	0.00	378.93	36121
AMP01	AMPRA'S Staffing Services, Inc	04/12/2024	Regular	0.00	1,420.00	36122
BES01	BEST, BEST & KRIEGER LLP	04/12/2024	Regular	0.00	13,315.58	36123
BJP01	BRUCE R. JOHNSON	04/12/2024	Regular	0.00	1,140.00	36124
CAR09	James Carnahan	04/12/2024	Regular	0.00	5,000.00	36125
CLS01	CLS LABS	04/12/2024	Regular	0.00	241.00	36126
DIA01	DIAMOND PACIFIC - AUBURN	04/12/2024	Regular	0.00	385.48	36127
DIV05	PLACERVILLE AUTO PARTS, INC.	04/12/2024	Regular	0.00	109.37	36128
GAR02	GARDEN VALLEY FEED & HDW.	04/12/2024	Regular	0.00	191.95	36129
GEO04	DIVIDE SUPPLY ACE HARDWARE	04/12/2024	Regular	0.00	2,028.23	36130
GOL04	GOLD MOUNTAIN CALIFORNIA NEWS MEDIA IN	04/12/2024	Regular	0.00	134.00	36131
KAL01	Kirk Lovejoy	04/12/2024	Regular	0.00	9,900.00	36132
KAS01	KASL CONSULTING ENGINEERS	04/12/2024	Regular	0.00	4,909.00	36133
LSL01	LANCE, SOLL & LUNGHARD, LLP	04/12/2024	Regular	0.00	12,115.00	36134
OPT01	OPTIMIZED INVESTMENT PARTNERS	04/12/2024	Regular	0.00	980.78	36135
PAC02	PACIFIC GAS & ELECTRIC	04/12/2024	Regular	0.00	4,645.38	36136
RAM01	RAMMCO	04/12/2024	Regular	0.00	206.75	36137
SIE10	SIERRA SAFETY	04/12/2024	Regular	0.00	391.46	36138
SIG01	SIGNAL SERVICE INC	04/12/2024	Regular	0.00	87.95	36139
TYL02	TYLER TECHNOLOGIES, INC	04/12/2024	Regular	0.00	572.00	36140
UNI06	UNITEDHEALTHCARE INSURANCE	04/12/2024	Regular	0.00	696.20	36141
USB06	U.S. BANK EQUIPMENT FINANCE	04/12/2024	Regular	0.00	769.05	36142
WEL02	WELLS FARGO BANK	04/12/2024	Regular	0.00	500.00	36143
WES08	WESTERN HYDROLOGICS, LLP	04/12/2024	Regular	0.00	5,147.50	36144
ZAN01	ZANJERO, INC.	04/12/2024	Regular	0.00	710.00	36145
ALL01	ALLEN KRAUSE	04/19/2024	Regular	0.00	586.96	36148
AMP01	AMPRA'S Staffing Services, Inc	04/19/2024	Regular	0.00	1,420.00	36149
ARA01	ARAMARK	04/19/2024	Regular	0.00	45.50	36150
ATT01	AT&T CORPORATION	04/19/2024	Regular	0.00	125.53	36151
ATT02	AT&T	04/19/2024	Regular	0.00	128.20	36152
BEN04	BENNETT ENGINEERING SERVICES	04/19/2024	Regular	0.00	7,938.75	36153
BES01	BEST, BEST & KRIEGER LLP	04/19/2024	Regular	0.00	2,182.50	36154
BLU01	ANTHEM BLUE CROSS	04/19/2024	Regular	0.00	784.75	36155
CLS01	CLS LABS	04/19/2024	Regular	0.00	3,992.00	36156
DIV05	PLACERVILLE AUTO PARTS, INC.	04/19/2024	Regular	0.00	25.70	36157
ECO01	ECORP CONSULTING, INC.	04/19/2024	Regular	0.00	3,556.25	36158
FER01	FERRELLGAS	04/19/2024	Regular	0.00	1,194.24	36159
FER02	FERGUSON ENTERPRISES INC	04/19/2024	Regular	0.00	704.90	36160
ICM03	ICMA	04/19/2024	Regular	0.00	1,636.14	36161
IUO01	IUOE, LOCAL 39	04/19/2024	Regular	0.00	360.61	36162
IUO02	AFSCME District Council 57	04/19/2024	Regular	0.00	371.87	36163
KAI01	Kaiser Permanente	04/19/2024	Regular	0.00	119.00	36164
RAM01	RAMMCO	04/19/2024	Regular	0.00	206.75	36165
ROY01	KENNETH ROYAL	04/19/2024	Regular	0.00	805.00	36166
SIG01	SIGNAL SERVICE INC	04/19/2024	Regular	0.00	300.00	36167
USA04	HD SUPPLY, INC	04/19/2024	Regular	0.00	2,028.75	36168

Check Report

Date Range: 07/01/2023 - 06/30/2024

Vendor Number	Vendor Name	Payment Date	Payment Type	Discount Amount	Payment Amount	Number
VEE01	DOUG VEERKAMP GENERAL ENGINEERING, INC	04/19/2024	Regular	0.00	425.00	36169
VER01	VERIZON WIRELESS	04/19/2024	Regular	0.00	50.02	36170
ALL01	ALLEN KRAUSE	04/25/2024	Regular	0.00	253.25	36171
AMP01	AMPRA'S Staffing Services, Inc	04/25/2024	Regular	0.00	1,420.00	36172
ARA01	ARAMARK	04/25/2024	Regular	0.00	91.00	36173
ATE01	A T.E.E.M. ELECTRICAL	04/25/2024	Regular	0.00	6,388.36	36174
BLU06	BLUE SHIELD OF CALIFORNIA	04/25/2024	Regular	0.00	350.00	36175
BST01	BST Services Inc	04/25/2024	Regular	0.00	1,385.10	36176
CLS01	CLS LABS	04/25/2024	Regular	0.00	101.00	36177
CWS01	CORBIN WILLITS SYS. INC.	04/25/2024	Regular	0.00	608.28	36178
DIT01	DITCH WITCH EQUIPMENT COMPANY	04/25/2024	Regular	0.00	397.38	36179
DIV05	PLACERVILLE AUTO PARTS, INC.	04/25/2024	Regular	0.00	634.47	36180
ECO01	ECORP CONSULTING, INC.	04/25/2024	Regular	0.00	9,725.00	36181
EMC01	MESA ENERGY SYSTEMS, INC	04/25/2024	Regular	0.00	460.00	36182
FER02	FERGUSON ENTERPRISES INC	04/25/2024	Regular	0.00	9,208.89	36183
GEO01	GEORGETOWN HARDWARE	04/25/2024	Regular	0.00	973.59	36184
MAS01	MASTERS TELECOM, LLC	04/25/2024	Regular	0.00	15.80	36185
PAC02	PACIFIC GAS & ELECTRIC	04/25/2024	Regular	0.00	10.27	36186
RAM01	RAMMCO	04/25/2024	Regular	0.00	206.75	36187
USB05	U.S. BANK CORPORATE PAYMENT SYSTEMS	04/25/2024	Regular	0.00	4,376.90	36188
	Void	04/25/2024	Regular	0.00	0.00	36189
WIL01	Wilkinson Portables Inc.	04/25/2024	Regular	0.00	314.66	36190
AFL01	AMERICAN FAMILY LIFE INS	05/02/2024	Regular	0.00	1,124.96	36192
ALL01	ALLEN KRAUSE	05/02/2024	Regular	0.00	322.86	36193
AMP01	AMPRA'S Staffing Services, Inc	05/02/2024	Regular	0.00	1,473.25	36194
BUC01	Buckmaster Office Solutions	05/02/2024	Regular	0.00	20.00	36195
CAL17	STATE OF CA - DEPT OF FORESTRY AND FIRE PR	05/02/2024	Regular	0.00	2,270.80	36196
CAR08	Carmody Software, Inc.	05/02/2024	Regular	0.00	59.00	36197
CLS01	CLS LABS	05/02/2024	Regular	0.00	51.00	36198
DTI01	Douglas Truck & Equipment, LLC	05/02/2024	Regular	0.00	122,749.00	36199
ELD03	EL DORADO COUNTY SHERIFF	05/02/2024	Regular	0.00	25.00	36200
ELD16	EL DORADO DISPOSAL SERVICE	05/02/2024	Regular	0.00	451.35	36201
ESR01	ENVIRONMENTAL SYSTEMS RESEARCH INSTITU'	05/02/2024	Regular	0.00	3,630.00	36202
FER02	FERGUSON ENTERPRISES INC	05/02/2024	Regular	0.00	5,665.53	36203
FSL01	Fidelity Security Life Insurance Company	05/02/2024	Regular	0.00	305.43	36204
GEO14	GEORGETOWN DIVIDE ROTARY	05/02/2024	Regular	0.00	44.99	36205
GUT01	Robert Gutierrez	05/02/2024	Regular	0.00	400.00	36206
HAR01	HARP, TYLER	05/02/2024	Regular	0.00	214.17	36207
HAR03	HARRIS INDUSTRIAL GASES	05/02/2024	Regular	0.00	200.07	36208
HER01	Herc Rentals Inc	05/02/2024	Regular	0.00	2,893.09	36209
HOM01	HOME DEPOT CREDIT SERVICE	05/02/2024	Regular	0.00	226.86	36210
ICM03	ICMA	05/02/2024	Regular	0.00	1,636.14	36211
IUO01	IUOE, LOCAL 39	05/02/2024	Regular	0.00	361.31	36212
IUO02	AFSCME District Council 57	05/02/2024	Regular	0.00	371.87	36213
PAC02	PACIFIC GAS & ELECTRIC	05/02/2024	Regular	0.00	44.12	36214
PAC02	PACIFIC GAS & ELECTRIC	05/02/2024	Regular	0.00	1,296.01	36215
PAC02	PACIFIC GAS & ELECTRIC	05/02/2024	Regular	0.00	62.02	36216
PAC02	PACIFIC GAS & ELECTRIC	05/02/2024	Regular	0.00	179.53	36217
PAC02	PACIFIC GAS & ELECTRIC	05/02/2024	Regular	0.00	933.46	36218
RAM01	RAMMCO	05/02/2024	Regular	0.00	206.75	36219
ROB01	DON ROBINSON	05/02/2024	Regular	0.00	911.63	36220
THA01	THATCHER COMPANY OF CALIF	05/02/2024	Regular	0.00	7,923.85	36221
VEC01	Vectis DC LLC	05/02/2024	Regular	0.00	4,000.00	36222
VER01	VERIZON WIRELESS	05/02/2024	Regular	0.00	1,587.95	36223
WEL02	WELLS FARGO BANK	05/02/2024	Regular	0.00	2,088.14	36224
WEX01	Wex Bank	05/02/2024	Regular	0.00	7,319.42	36225
ACW05	ACWA/JPIA HEALTH	05/17/2024	Regular	0.00	44,980.85	36226
ADT01	ADT SECURITY SERVICES	05/17/2024	Regular	0.00	378.93	36227
ADT02	THE ADT SECURITY CORPORATION	05/17/2024	Regular	0.00	209.36	36228
ALL01	ALLEN KRAUSE	05/17/2024	Regular	0.00	579.02	36229
AND01	ANDERSON'S SIERRA PIPE CO	05/17/2024	Regular	0.00	153.30	36230

Check Report

Date Range: 07/01/2023 - 06/30/2024

Vendor Number	Vendor Name	Payment Date	Payment Type	Discount Amount	Payment Amount	Number
ATT01	AT&T CORPORATION	05/17/2024	Regular	0.00	125.00	36231
ATT02	AT&T	05/17/2024	Regular	0.00	1,785.88	36232
BEN04	BENNETT ENGINEERING SERVICES	05/17/2024	Regular	0.00	22,273.50	36233
BES01	BEST, BEST & KRIEGER LLP	05/17/2024	Regular	0.00	15,932.50	36234
BLU01	ANTHEM BLUE CROSS	05/17/2024	Regular	0.00	784.75	36235
BST01	BST Services Inc	05/17/2024	Regular	0.00	2,042.95	36236
CLS01	CLS LABS	05/17/2024	Regular	0.00	209.00	36237
CSM01	California Society of Municipal Finance Officers	05/17/2024	Regular	0.00	135.00	36238
DIV05	PLACERVILLE AUTO PARTS, INC.	05/17/2024	Regular	0.00	108.26	36239
EDC01	EL DORADO COUNTY TRANSPORTATION DEPAR	05/17/2024	Regular	0.00	70.99	36240
EMC01	MESA ENERGY SYSTEMS, INC	05/17/2024	Regular	0.00	533.36	36241
ENV01	ENVIRO TECH SERVICES COMPANY, INC.	05/17/2024	Regular	0.00	228.38	36242
FER02	FERGUSON ENTERPRISES INC	05/17/2024	Regular	0.00	1,305.41	36243
GAR02	GARDEN VALLEY FEED & HDW.	05/17/2024	Regular	0.00	342.93	36244
GEO02	GEORGETOWN GAZETTE	05/17/2024	Regular	0.00	140.00	36245
GEO04	DIVIDE SUPPLY ACE HARDWARE	05/17/2024	Regular	0.00	926.12	36246
GOL04	GOLD MOUNTAIN CALIFORNIA NEWS MEDIA IN	05/17/2024	Regular	0.00	828.12	36247
ICM03	ICMA	05/17/2024	Regular	0.00	1,636.14	36248
IFS01	Infosend, Inc.	05/17/2024	Regular	0.00	1,331.14	36249
INF01	Infinity Technologies	05/17/2024	Regular	0.00	1,627.50	36250
IUO01	IUOE, LOCAL 39	05/17/2024	Regular	0.00	361.31	36251
IUO02	AFSCME District Council 57	05/17/2024	Regular	0.00	371.87	36252
KAI01	Kaiser Permanente	05/17/2024	Regular	0.00	119.00	36253
KAS01	KASL CONSULTING ENGINEERS	05/17/2024	Regular	0.00	4,703.50	36254
MCB01	MCBRIDE, JEFFREY	05/17/2024	Regular	0.00	196.35	36255
MOU02	MOUNTAIN DEMOCRAT	05/17/2024	Regular	0.00	560.00	36256
OPT01	OPTIMIZED INVESTMENT PARTNERS	05/17/2024	Regular	0.00	936.51	36257
PAC02	PACIFIC GAS & ELECTRIC	05/17/2024	Regular	0.00	4,289.39	36258
PAC02	PACIFIC GAS & ELECTRIC	05/17/2024	Regular	0.00	33.37	36259
PAC02	PACIFIC GAS & ELECTRIC	05/17/2024	Regular	0.00	11,821.71	36260
RAM01	RAMMCO	05/17/2024	Regular	0.00	413.50	36261
RIV02	RIVER CITY RENTALS	05/17/2024	Regular	0.00	325.00	36262
RMRO1	W. Rosenau Motor Rewinding Inc	05/17/2024	Regular	0.00	4,179.75	36263
RUL01	RULE, BRIAN	05/17/2024	Regular	0.00	100.00	36264
SIE10	SIERRA SAFETY	05/17/2024	Regular	0.00	339.20	36265
UNI06	UNITEDHEALTHCARE INSURANCE	05/17/2024	Regular	0.00	782.40	36266
USB06	U.S. BANK EQUIPMENT FINANCE	05/17/2024	Regular	0.00	668.31	36267
VER01	VERIZON WIRELESS	05/17/2024	Regular	0.00	50.04	36268
VES01	Vestis Group, Inc(f/k/a Aramark)	05/17/2024	Regular	0.00	136.50	36269
WAL02	WALKER'S OFFICE SUPPLY	05/17/2024	Regular	0.00	47.10	36270
WAT01	WATER RESOURCES ECONOMICS	05/17/2024	Regular	0.00	7,722.50	36271
WES08	WESTERN HYDROLOGICS, LLP	05/17/2024	Regular	0.00	4,430.60	36272
WES09	NATHAN THOMAS	05/17/2024	Regular	0.00	2,816.00	36273
ZAN01	ZANJERO, INC.	05/17/2024	Regular	0.00	1,210.00	36274
SCH03	SCHNEIDER, NICHOLAS	05/22/2024	Regular	0.00	26.50	36276
ALL01	ALLEN KRAUSE	05/24/2024	Regular	0.00	5,343.60	36277
AMP01	AMPRA'S Staffing Services, Inc	05/24/2024	Regular	0.00	1,189.25	36278
ATT01	AT&T CORPORATION	05/24/2024	Regular	0.00	2,214.18	36279
BEC01	BECK, STEPHANIE	05/24/2024	Regular	0.00	42.43	36280
BEN04	BENNETT ENGINEERING SERVICES	05/24/2024	Regular	0.00	60,894.74	36281
BLU06	BLUE SHIELD OF CALIFORNIA	05/24/2024	Regular	0.00	350.00	36282
BST01	BST Services Inc	05/24/2024	Regular	0.00	784.58	36283
BUC02	BUCKLE. JESSICA	05/24/2024	Regular	0.00	17.02	36284
CAL03	CALIF RURAL WATER ASSN.	05/24/2024	Regular	0.00	1,582.00	36285
CAL17	STATE OF CA - DEPT OF FORESTRY AND FIRE PR	05/24/2024	Regular	0.00	908.32	36286
CAM01	CLINTON W. CAMAC	05/24/2024	Regular	0.00	594.00	36287
CLS01	CLS LABS	05/24/2024	Regular	0.00	51.00	36288
CWE01	CALIFORNIA WATER ENVIRONMENT ASSOC.	05/24/2024	Regular	0.00	170.00	36289
CWS01	CORBIN WILLITS SYS. INC.	05/24/2024	Regular	0.00	608.28	36290
DAV01	Dave's Tree Work & Forest Management, Inc	05/24/2024	Regular	0.00	1,700.00	36291
DIT01	DITCH WITCH EQUIPMENT COMPANY	05/24/2024	Regular	0.00	2,120.05	36292

Check Report

Date Range: 07/01/2023 - 06/30/2024

Vendor Number	Vendor Name	Payment Date	Payment Type	Discount Amount	Payment Amount	Number
DIV05	PLACERVILLE AUTO PARTS, INC.	05/24/2024	Regular	0.00	2.13	36293
DMV01	DEPARTMENT OF MOTOR VEHICLES	05/24/2024	Regular	0.00	8,664.00	36294
ELLO2	ELLIOTT, ALEXIS	05/24/2024	Regular	0.00	97.70	36295
FER01	FERRELLGAS	05/24/2024	Regular	0.00	338.41	36296
FER02	FERGUSON ENTERPRISES INC	05/24/2024	Regular	0.00	403.80	36297
HER01	Herc Rentals Inc	05/24/2024	Regular	0.00	2,933.22	36298
MAS01	MASTERS TELECOM, LLC	05/24/2024	Regular	0.00	15.80	36299
MUR01	MURRAY SHEDS INC	05/24/2024	Regular	0.00	12,573.99	36300
PAC02	PACIFIC GAS & ELECTRIC	05/24/2024	Regular	0.00	10.30	36301
PAC02	PACIFIC GAS & ELECTRIC	05/24/2024	Regular	0.00	616.30	36302
RAM01	RAMMCO	05/24/2024	Regular	0.00	206.75	36303
SMI01	SMITH, JASON D.	05/24/2024	Regular	0.00	400.00	36304
USA04	HD SUPPLY, INC	05/24/2024	Regular	0.00	742.74	36305
USB05	U.S. BANK CORPORATE PAYMENT SYSTEMS	05/24/2024	Regular	0.00	10,041.17	36306
	Void	05/24/2024	Regular	0.00	0.00	36307
VER02	Verizon Connect Fleet USA LLC	05/24/2024	Regular	0.00	395.50	36308
VES01	Vestis Group, Inc(f/k/a Aramark)	05/24/2024	Regular	0.00	91.00	36309
WAL02	WALKER'S OFFICE SUPPLY	05/24/2024	Regular	0.00	415.68	36310
WIL01	Wilkinson Portables Inc.	05/24/2024	Regular	0.00	314.66	36311
AFL01	AMERICAN FAMILY LIFE INS	05/31/2024	Regular	0.00	1,124.96	36313
BEN04	BENNETT ENGINEERING SERVICES	05/31/2024	Regular	0.00	3,377.75	36314
CLS01	CLS LABS	05/31/2024	Regular	0.00	75.00	36315
ECO01	ECORP CONSULTING, INC.	05/31/2024	Regular	0.00	990.00	36316
FER02	FERGUSON ENTERPRISES INC	05/31/2024	Regular	0.00	5,492.54	36317
FSL01	Fidelity Security Life Insurance Company	05/31/2024	Regular	0.00	314.80	36318
GEO01	GEORGETOWN HARDWARE	05/31/2024	Regular	0.00	1,284.73	36319
GUT01	Robert Gutierrez	05/31/2024	Regular	0.00	400.00	36320
HAR03	HARRIS INDUSTRIAL GASES	05/31/2024	Regular	0.00	107.42	36321
HOM01	HOME DEPOT CREDIT SERVICE	05/31/2024	Regular	0.00	639.50	36322
ICM03	ICMA	05/31/2024	Regular	0.00	1,636.14	36323
IUO01	IUOE, LOCAL 39	05/31/2024	Regular	0.00	361.31	36324
IUO02	AFSCME District Council 57	05/31/2024	Regular	0.00	371.87	36325
MAC04	MACAULEY CONSTRUCTION INC	05/31/2024	Regular	0.00	19,970.00	36326
PAC02	PACIFIC GAS & ELECTRIC	05/31/2024	Regular	0.00	148.71	36327
PAC02	PACIFIC GAS & ELECTRIC	05/31/2024	Regular	0.00	101.88	36328
PAC02	PACIFIC GAS & ELECTRIC	05/31/2024	Regular	0.00	8.17	36329
PAC02	PACIFIC GAS & ELECTRIC	05/31/2024	Regular	0.00	869.54	36330
PAC02	PACIFIC GAS & ELECTRIC	05/31/2024	Regular	0.00	282.57	36331
PAC02	PACIFIC GAS & ELECTRIC	05/31/2024	Regular	0.00	788.63	36332
PIC02	PICOVALE SERVICES, INC.	05/31/2024	Regular	0.00	916.69	36333
POL01	POLLARD WATER	05/31/2024	Regular	0.00	1,624.33	36334
RAM01	RAMMCO	05/31/2024	Regular	0.00	206.75	36335
SAF01	Safety-Kleen Systems Inc.	05/31/2024	Regular	0.00	295.57	36336
SCH09	SCHAEFFER MANUFACTURING CO.	05/31/2024	Regular	0.00	539.45	36337
SWR03	STATE WATER RESOURCES CON	05/31/2024	Regular	0.00	60.00	36338
TYL02	TYLER TECHNOLOGIES, INC	05/31/2024	Regular	0.00	25,010.38	36339
USA04	HD SUPPLY, INC	05/31/2024	Regular	0.00	163.69	36340
VER01	VERIZON WIRELESS	05/31/2024	Regular	0.00	1,608.47	36341
WAL02	WALKER'S OFFICE SUPPLY	05/31/2024	Regular	0.00	91.15	36342
WEL02	WELLS FARGO BANK	05/31/2024	Regular	0.00	2,088.14	36343
WEX01	Wex Bank	05/31/2024	Regular	0.00	7,811.79	36344
ACW05	ACWA/JPIA HEALTH	06/07/2024	Regular	0.00	46,864.17	36345
ADT02	THE ADT SECURITY CORPORATION	06/07/2024	Regular	0.00	209.36	36346
ALL01	ALLEN KRAUSE	06/07/2024	Regular	0.00	139.65	36347
BES01	BEST, BEST & KRIEGER LLP	06/07/2024	Regular	0.00	10,976.57	36348
BUC01	Buckmaster Office Solutions	06/07/2024	Regular	0.00	20.00	36349
CAR08	Carmody Software, Inc.	06/07/2024	Regular	0.00	59.00	36350
CLS01	CLS LABS	06/07/2024	Regular	0.00	102.00	36351
DIV05	PLACERVILLE AUTO PARTS, INC.	06/07/2024	Regular	0.00	5.35	36352
ELD16	EL DORADO DISPOSAL SERVICE	06/07/2024	Regular	0.00	451.35	36353
EMPO2	EMPLOYEE RELATIONS, INC	06/07/2024	Regular	0.00	110.00	36354

Check Report

Date Range: 07/01/2023 - 06/30/2024

Vendor Number	Vendor Name	Payment Date	Payment Type	Discount Amount	Payment Amount	Number
FER02	FERGUSON ENTERPRISES INC	06/07/2024	Regular	0.00	13,685.00	36355
GEN01	Genuine Parts Company	06/07/2024	Regular	0.00	30.54	36356
GEO02	GEORGETOWN GAZETTE	06/07/2024	Regular	0.00	35.00	36357
GEO04	DIVIDE SUPPLY ACE HARDWARE	06/07/2024	Regular	0.00	430.37	36358
IFS01	Infosend, Inc.	06/07/2024	Regular	0.00	6,414.28	36359
INF01	Infinity Technologies	06/07/2024	Regular	0.00	840.00	36360
MAC02	MACDONALD, MITCH	06/07/2024	Regular	0.00	277.84	36361
MOU02	MOUNTAIN DEMOCRAT	06/07/2024	Regular	0.00	105.00	36362
MOU03	MOUNTAIN COUNTIES WRA	06/07/2024	Regular	0.00	5,545.00	36363
OPT01	OPTIMIZED INVESTMENT PARTNERS	06/07/2024	Regular	0.00	990.80	36364
PAC02	PACIFIC GAS & ELECTRIC	06/07/2024	Regular	0.00	48.64	36365
PAC02	PACIFIC GAS & ELECTRIC	06/07/2024	Regular	0.00	14,342.55	36366
PAP03	PAPE MACHINERY, INC	06/07/2024	Regular	0.00	155,617.20	36367
PLU01	Dave Bonetti	06/07/2024	Regular	0.00	4,870.00	36368
RAM01	RAMMCO	06/07/2024	Regular	0.00	206.75	36369
USA04	HD SUPPLY, INC	06/07/2024	Regular	0.00	254.13	36370
VEC01	Vectis DC LLC	06/07/2024	Regular	0.00	4,000.00	36371
VER02	Verizon Connect Fleet USA LLC	06/07/2024	Regular	0.00	284.25	36372
VES01	Vestis Group, Inc(f/k/a Aramark)	06/07/2024	Regular	0.00	91.00	36373
WAT01	WATER RESOURCES ECONOMICS	06/07/2024	Regular	0.00	11,028.75	36374
WES08	WESTERN HYDROLOGICS, LLP	06/07/2024	Regular	0.00	4,430.60	36375
ADT01	ADT SECURITY SERVICES	06/14/2024	Regular	0.00	378.93	36376
ATE01	A T.E.E.M. ELECTRICAL	06/14/2024	Regular	0.00	1,282.01	36377
CLS01	CLS LABS	06/14/2024	Regular	0.00	141.00	36378
ECO01	ECORP CONSULTING, INC.	06/14/2024	Regular	0.00	860.00	36379
EDC04	EDC ENVIRONMENTAL MGMT	06/14/2024	Regular	0.00	351.00	36380
FER02	FERGUSON ENTERPRISES INC	06/14/2024	Regular	0.00	9,363.49	36381
GOL04	GOLD MOUNTAIN CALIFORNIA NEWS MEDIA IN	06/14/2024	Regular	0.00	142.04	36382
ICM03	ICMA	06/14/2024	Regular	0.00	1,636.14	36383
IUO01	IUOE, LOCAL 39	06/14/2024	Regular	0.00	363.20	36384
IUO02	AFSCME District Council 57	06/14/2024	Regular	0.00	371.87	36385
KAI01	Kaiser Permanente	06/14/2024	Regular	0.00	119.00	36386
KAS01	KASL CONSULTING ENGINEERS	06/14/2024	Regular	0.00	2,286.36	36387
LSL01	LANCE, SOLL & LUNGHARD, LLP	06/14/2024	Regular	0.00	17,912.50	36388
NBS01	NBS	06/14/2024	Regular	0.00	93.84	36389
OCC01	OCCU-MED, LTD	06/14/2024	Regular	0.00	526.75	36390
PAC02	PACIFIC GAS & ELECTRIC	06/14/2024	Regular	0.00	4,588.93	36391
RAM01	RAMMCO	06/14/2024	Regular	0.00	206.75	36392
RYA01	RYAN PROCESS, INC	06/14/2024	Regular	0.00	2,935.39	36393
USB06	U.S. BANK EQUIPMENT FINANCE	06/14/2024	Regular	0.00	1,049.06	36394
USP01	U.S. Postal Service	06/14/2024	Regular	0.00	352.00	36395
ATT01	AT&T CORPORATION	06/21/2024	Regular	0.00	1,232.09	36399
ATT02	AT&T	06/21/2024	Regular	0.00	128.20	36400
BEN04	BENNETT ENGINEERING SERVICES	06/21/2024	Regular	0.00	17,172.38	36401
BLU01	ANTHEM BLUE CROSS	06/21/2024	Regular	0.00	784.75	36402
BLU06	BLUE SHIELD OF CALIFORNIA	06/21/2024	Regular	0.00	350.00	36403
NTU01	NTU TECHNOLOGIES, INC.	06/21/2024	Regular	0.00	8,460.74	36404
PAP03	PAPE MACHINERY, INC	06/21/2024	Regular	0.00	1,922.91	36405
RAM01	RAMMCO	06/21/2024	Regular	0.00	206.75	36406
RWA01	Regional Water Authority	06/21/2024	Regular	0.00	5,606.00	36407
SWR04	STATE WATER RESOURCES CON	06/21/2024	Regular	0.00	293,678.39	36408
UNI06	UNITEDHEALTHCARE INSURANCE	06/21/2024	Regular	0.00	782.40	36409
USA04	HD SUPPLY, INC	06/21/2024	Regular	0.00	300.60	36410
VES01	Vestis Group, Inc(f/k/a Aramark)	06/21/2024	Regular	0.00	91.00	36411
WAL02	WALKER'S OFFICE SUPPLY	06/21/2024	Regular	0.00	249.06	36412
WIL01	Wilkinson Portables Inc.	06/21/2024	Regular	0.00	314.66	36413
ACW01	ACWA/JPIA	06/28/2024	Regular	0.00	781.00	36414
AFL01	AMERICAN FAMILY LIFE INS	06/28/2024	Regular	0.00	1,124.96	36415
ALL01	ALLEN KRAUSE	06/28/2024	Regular	0.00	13.41	36416
CAR01	Cartegraph Systems LLC	06/28/2024	Regular	0.00	17,345.72	36417
CLS01	CLS LABS	06/28/2024	Regular	0.00	4,701.00	36418

Check Report

Date Range: 07/01/2023 - 06/30/2024

Vendor Number	Vendor Name	Payment Date	Payment Type	Discount Amount	Payment Amount	Number
CWS01	CORBIN WILLITS SYS. INC.	06/28/2024	Regular	0.00	608.28	36419
EDC01	EL DORADO COUNTY TRANSPORTATION DEPAR	06/28/2024	Regular	0.00	324.97	36420
GEO01	GEORGETOWN HARDWARE	06/28/2024	Regular	0.00	174.50	36421
ICM03	ICMA	06/28/2024	Regular	0.00	1,711.14	36422
IUO01	IUOE, LOCAL 39	06/28/2024	Regular	0.00	384.54	36423
IUO02	AFSCME District Council 57	06/28/2024	Regular	0.00	371.87	36424
KLE01	KLEZMER, JOHN	06/28/2024	Regular	0.00	245.25	36425
MAS01	MASTERS TELECOM, LLC	06/28/2024	Regular	0.00	15.80	36426
NBS01	NBS	06/28/2024	Regular	0.00	1,250.68	36427
OPE01	OpenGov, Inc.	06/28/2024	Regular	0.00	2,100.00	36428
PAC02	PACIFIC GAS & ELECTRIC	06/28/2024	Regular	0.00	46.98	36429
PAC02	PACIFIC GAS & ELECTRIC	06/28/2024	Regular	0.00	10.33	36430
PAC02	PACIFIC GAS & ELECTRIC	06/28/2024	Regular	0.00	175.73	36431
PAC02	PACIFIC GAS & ELECTRIC	06/28/2024	Regular	0.00	1,085.66	36432
PAC02	PACIFIC GAS & ELECTRIC	06/28/2024	Regular	0.00	37.72	36433
PAC02	PACIFIC GAS & ELECTRIC	06/28/2024	Regular	0.00	18.75	36434
PAC02	PACIFIC GAS & ELECTRIC	06/28/2024	Regular	0.00	332.45	36435
PAC02	PACIFIC GAS & ELECTRIC	06/28/2024	Regular	0.00	145.54	36436
PAC02	PACIFIC GAS & ELECTRIC	06/28/2024	Regular	0.00	12.82	36437
PAC02	PACIFIC GAS & ELECTRIC	06/28/2024	Regular	0.00	471.11	36438
PAC03	PACIFIC MATERIAL HANDLING SOLUTIONS INC	06/28/2024	Regular	0.00	431.07	36439
RAM01	RAMMCO	06/28/2024	Regular	0.00	206.75	36440
ROB01	DON ROBINSON	06/28/2024	Regular	0.00	1,744.56	36441
SIE10	SIERRA SAFETY	06/28/2024	Regular	0.00	564.60	36442
STI02	STILES, BRYAN	06/28/2024	Regular	0.00	252.04	36443
TEI01	A. TEICHERT & SON, INC	06/28/2024	Regular	0.00	820.87	36444
VER01	VERIZON WIRELESS	06/28/2024	Regular	0.00	1,686.90	36445
VER02	Verizon Connect Fleet USA LLC	06/28/2024	Regular	0.00	75.00	36446
VES01	Vestis Group, Inc(f/k/a Aramark)	06/28/2024	Regular	0.00	45.50	36447
WEX01	Wex Bank	06/28/2024	Regular	0.00	6,984.18	36448
IRO01	IronPlanet, Inc	02/01/2024	Bank Draft	0.00	9,465.00	584161-106476

Bank Code EDSB Summary

Payment Type	Payable Count	Payment Count	Discount	Payment
Regular Checks	2,182	1,387	0.00	5,084,889.35
Manual Checks	0	0	0.00	0.00
Voided Checks	0	39	0.00	-6,945.89
Bank Drafts	1	1	0.00	9,465.00
EFT's	0	0	0.00	0.00
	2183	1427	0.00	5,087,408.46

All Bank Codes Check Summary

Payment Type	Payable Count	Payment Count	Discount	Payment
Regular Checks	2,182	1,387	0.00	5,084,889.35
Manual Checks	0	0	0.00	0.00
Voided Checks	0	39	0.00	-6,945.89
Bank Drafts	1	1	0.00	9,465.00
EFT's	0	0	0.00	0.00
	2183	1427	0.00	5,087,408.46

Fund Summary

Fund	Name	Period	Amount
999	Pooled Cash Fund	7/2023	375,652.06
999	Pooled Cash Fund	8/2023	317,060.21
999	Pooled Cash Fund	9/2023	181,226.73
999	Pooled Cash Fund	10/2023	471,949.32
999	Pooled Cash Fund	11/2023	460,156.38
999	Pooled Cash Fund	12/2023	643,542.83
999	Pooled Cash Fund	1/2024	368,932.63
999	Pooled Cash Fund	2/2024	229,004.75
999	Pooled Cash Fund	3/2024	331,838.62
999	Pooled Cash Fund	4/2024	491,085.02
999	Pooled Cash Fund	5/2024	511,952.89
999	Pooled Cash Fund	6/2024	705,007.02
			5,087,408.46



Georgetown Divide PUD

Vendor Purchasing Report

For Date Range 07/01/2023 - 06/30/2024

Vendor Set: Vendor Set 01

Vendor	Name	Volume
ABA01	ABATRON, INC	759.60
ACW01	ACWA/JPIA	136,527.15
ACW02	ACWA	20,055.00
ACW05	ACWA/JPIA HEALTH	548,122.88
ADM01	Matthew Shepherd	180.00
ADT01	ADT SECURITY SERVICES	10,191.83
ADT02	THE ADT SECURITY CORPORATION	2,900.29
ADV01	ADVENT TECHNOLOGIES	135.00
AFL01	AMERICAN FAMILY LIFE INS	16,443.20
ALL01	ALLEN KRAUSE	18,691.27
AMP01	AMPRA'S Staffing Services, Inc	19,799.00
AND01	ANDERSON'S SIERRA PIPE CO	1,635.09
AQU01	AQUA SIERRA CONTROLS INC.	1,665.84
ARA01	ARAMARK	1,994.10
ATE01	A T.E.E.M. ELECTRICAL	7,670.37
ATT01	AT&T CORPORATION	13,193.42
ATT02	AT&T	5,765.78
ATT04	AT&T Internet	248.96
AUB03	D.O. NERONDE, INC	2,414.89
AWW01	AMERICAN WATER WORKS ASSN	686.00
B&K01	B&K VALVES & EQUIPMENT, INC	4,200.00
BAR07	BARBOUR, CHRIS	4,155.77
BEA01	BUTTE EQUIPMENT RENTALS	2,372.00
BEC01	BECK, STEPHANIE	89.59
BEN04	BENNETT ENGINEERING SERVICES	233,295.54
BES01	BEST, BEST & KRIEGER LLP	105,292.46
BJP01	BRUCE R. JOHNSON	3,140.00
BLU01	ANTHEM BLUE CROSS	10,749.92
BLU06	BLUE SHIELD OF CALIFORNIA	3,832.00
BOE02	CA. DEPT. OF TAX & FEE ADMINSTRATION	15,030.76
BST01	BST Services Inc	156,115.83
BUC01	Buckmaster Office Solutions	80.00
BUC02	BUCKLE. JESSICA	343.26
CAL03	CALIF RURAL WATER ASSN.	1,582.00
CAL17	STATE OF CA - DEPT OF FORESTRY AND FIRE PROTECTIC	15,193.89
CAM01	CLINTON W. CAMAC	594.00
CAP04	CAPITAL RUBBER CO. LTD.	1,001.00
CAR01	Cartegraph Systems LLC	34,186.22
CAR08	Carmody Software, Inc.	708.00
CAR09	James Carnahan	5,000.00
CEI01	CEIRANTE, MARTIN	283.96
CEN01	Central Valley Salinity Coalition, Inc.	356.46
CHA03	CHAIDEZ, MICHAEL	241.23
CHR01	CHRISTENSEN HEATING & COOLING, INC.	175.00
CIT01	CITY OF SACRAMENTO	15,059.80
CLS01	CLS LABS	32,862.46
CON01	CONTINENTAL SUPPLY COMPANY	543.36
COS01	COSTCO	120.00
COU01	Country Air Conditioning, Inc	7,950.00
CRO01	CROWN MOTORS LLC	84,716.23
CRO03	Robin Crowton	8,000.00
CSD00	CALIFORNIA SPECIAL DISTRICT ASSOCIATION	9,375.00

Vendor Set: Vendor Set 01

Vendor	Name	Volume
CSM01	California Society of Municipal Finance Officers	135.00
CWE01	CALIFORNIA WATER ENVIRONMENT ASSOC.	170.00
CWS01	CORBIN WILLITS SYS. INC.	7,907.64
DAV01	Dave's Tree Work & Forest Management, Inc	15,981.25
DEL01	DEL PASO PIPE & STEELE	683.44
DIA01	DIAMOND PACIFIC - AUBURN	2,102.66
DIT01	DITCH WITCH EQUIPMENT COMPANY	2,417.48
DIV05	PLACERVILLE AUTO PARTS, INC.	2,884.07
DMI01	DENNIS M. IRVIN	120.00
DMV01	DEPARTMENT OF MOTOR VEHICLES	8,664.00
DTI01	Douglas Truck & Equipment, LLC	122,250.00
DWR01	DEPT. OF WATER RESOURCES	105,076.46
ECO01	ECORP CONSULTING, INC.	112,434.24
EDC01	EL DORADO COUNTY TRANSPORTATION DEPARTMENT	755.67
EDC04	EDC ENVIRONMENTAL MGMT	1,053.00
ELD03	EL DORADO COUNTY SHERIFF	25.00
ELD05	EDC AUDITOR-CONTROLLER	6,144.30
ELD11	EL DORADO COUNTY AIR QUALITY MGMT	2,098.76
ELD16	EL DORADO DISPOSAL SERVICE	5,393.85
ELL02	ELLIOTT, ALEXIS	388.65
EMC01	MESA ENERGY SYSTEMS, INC	10,361.12
EMP02	EMPLOYEE RELATIONS, INC	180.60
ENT01	ENTERPRISE UAS, LLC	5,707.00
ENV01	ENVIRO TECH SERVICES COMPANY, INC.	4,618.35
ESC02	E Source Companies LLC	2,700.00
ESR01	ENVIRONMENTAL SYSTEMS RESEARCH INSTITUTE	6,337.81
FER01	FERRELLGAS	10,440.88
FER02	FERGUSON ENTERPRISES INC	136,757.06
FOL01	Folsom Lake Ford, Inc.	4,697.25
FSL01	Fidelity Security Life Insurance Company	3,983.70
G&O02	G AND O TOWING	290.00
GAR02	GARDEN VALLEY FEED & HDW.	1,667.84
GEN01	Genuine Parts Company	348.28
GEO01	GEORGETOWN HARDWARE	4,633.30
GEO02	GEORGETOWN GAZETTE	1,857.35
GEO04	DIVIDE SUPPLY ACE HARDWARE	11,148.67
GEO05	GEORGETOWN PRE-CAST, INC.	3,400.00
GEO07	GEORGETOWN FIRE PROTECTION DISTRICT	2,903.04
GEO14	GEORGETOWN DIVIDE ROTARY	413.29
GLE02	GLENN LUGLIANI DBA:	486.74
GOL04	GOLD MOUNTAIN CALIFORNIA NEWS MEDIA INC.	2,690.96
GOL07	GOLD RUSH CHEVROLET	1,582.42
GOV01	GOVERNMENT FINANCE OFFICERS ASSOCIATION	310.00
GOV02	GOVERNMENT TAX SEMINARS, LLC	1,070.00
GRA01	GRAINGER, INC.	1,288.66
GUT01	Robert Gutierrez	4,800.00
HAC01	Hach Company	2,990.60
HAR01	HARP, TYLER	214.17
HAR03	HARRIS INDUSTRIAL GASES	1,045.83
HAR08	KEITH P. HARSTON	100.00
HER01	Herc Rentals Inc	47,874.85
HER02	HERCULES INDUSTRIES, INC.	575.60
HOL03	HOLT OF CALIFORNIA	47,824.63
HOM01	HOME DEPOT CREDIT SERVICE	2,985.33
HRD01	H.R. DIRECT	167.76
HUN01	HUNT & SONS, INC.	1,920.03
ICM03	ICMA	40,111.04
IFS01	Infosend, Inc.	25,009.98

Vendor Purchasing Report

For Date Range 07/01/2023 - 06/30/2024

Vendor Set: Vendor Set 01

Vendor	Name	Volume
INF01	Infinity Technologies	14,490.00
IRO01	IronPlanet, Inc	9,465.00
IUO01	IUOE, LOCAL 39	9,423.00
IUO02	AFSCME District Council 57	9,438.55
KAI01	Kaiser Permanente	1,383.50
KAL01	Kirk Lovejoy	23,450.00
KAS01	KASL CONSULTING ENGINEERS	112,634.53
KEY01	KEYS PLUS	23.05
KLA02	KLAHN, CHRISTIAN	431.85
KLA03	Trent Klasna	2,400.00
KLE01	KLEZMER, JOHN	363.75
LAN01	LANE ENTERPRISES HOLDINGS, INC	23,431.87
LSL01	LANCE, SOLL & LUNGHARD, LLP	220,834.30
MAC02	MACDONALD, MITCH	2,301.66
MAC04	MACAULEY CONSTRUCTION INC	19,970.00
MAD01	MADISON, KYLE	610.72
MAS01	MASTERS TELECOM, LLC	145.74
MAZ01	MAZE & ASSOCIATES	27,546.00
MCB01	MCBRIDE, JEFFREY	196.35
MCD01	McDaniel's Auto Repair, INC.	1,858.06
MCG01	MCGARD LLC	586.55
MIC01	MICAH ABRAHAM CORDERO	4,195.79
MOU02	MOUNTAIN DEMOCRAT	2,355.93
MOU03	MOUNTAIN COUNTIES WRA	5,545.00
MUR01	MURRAY SHEDS INC	11,724.00
MUR04	MURCHIE'S SMOG & REPAIR	123.50
NAT04	NATIONAL PRINT & PROMO	432.13
NBS01	NBS	5,274.74
NIC01	Jeremy M Nichols	1,539.07
NTU01	NTU TECHNOLOGIES, INC.	24,487.40
OCC01	OCCU-MED, LTD	1,395.25
OLS01	OLSON, ELIZABETH	316.37
OPE01	OpenGov, Inc.	2,100.00
OPT01	OPTIMIZED INVESTMENT PARTNERS	10,185.98
PAC02	PACIFIC GAS & ELECTRIC	257,707.93
PAC03	PACIFIC MATERIAL HANDLING SOLUTIONS INC	412.86
PAC06	PACE SUPPLY 23714-00	7,772.70
PAP03	PAPE MACHINERY, INC	155,868.62
PIC02	PICOVALE SERVICES, INC.	20,986.47
PLU01	Dave Bonetti	4,870.00
POL01	POLLARD WATER	1,470.00
POL02	POLARIS SALES INC	35,516.92
POW01	POWERNET GLOBAL COMMUNICATIONS	961.63
PRE01	PREMIER ACCESS INS CO	25,800.76
PRY01	Pryor Learning LLC	299.00
PUL01	PULFER, JEFF	481.29
RAM01	RAMMCO	10,209.70
REE01	Reed & Graham Inc	5,770.40
RIE01	RIEBES AUTO PARTS,LLC	213.89
RIV02	RIVER CITY RENTALS	325.00
RMR01	W. Rosenau Motor Rewinding Inc	9,100.00
ROB01	DON ROBINSON	8,969.13
RON01	RON DUPRATT FORD INC	74,634.75
ROY01	KENNETH ROYAL	1,495.00
RUL01	RULE, BRIAN	610.25
RWA01	Regional Water Authority	9,924.00
RYA01	RYAN PROCESS, INC	2,695.00
SAC03	SACRAMENTO BAG MFG. CO.	1,700.00

Vendor Purchasing Report

For Date Range 07/01/2023 - 06/30/2024

Vendor Set: Vendor Set 01

Vendor	Name	Volume
SAF01	Safety-Kleen Systems Inc.	1,068.61
SAU02	SAUNDERS, MICHAEL	744.62
SCH03	SCHNEIDER, NICHOLAS	3,421.96
SCH09	SCHAEFFER MANUFACTURING CO.	501.36
SIE02	Sierra Asphalt, Inc	35,274.28
SIE10	SIERRA SAFETY	6,969.89
SIG01	SIGNAL SERVICE INC	1,282.00
SMI01	SMITH, JASON D.	400.00
SSY01	Sloan Sakai Yeung & Wong LLP	3,143.00
STI02	STILES, BRYAN	252.04
STR01	STREAMLINE	4,500.00
SWR03	STATE WATER RESOURCES CON	240.00
SWR04	STATE WATER RESOURCES CON	720,745.07
TEI01	A. TEICHERT & SON, INC	3,579.49
THA01	THATCHER COMPANY OF CALIF	46,010.32
THO03	THOMPSON AUTO & TRUCK	6,756.05
TIR01	TIREHUB, LLC	7,469.88
TWA01	TW Associates LLC	980.00
TYL01	TYLER, ERIC	5,950.45
TYL02	TYLER TECHNOLOGIES, INC	51,811.12
UNI01	UNICO ENGINEERING, INC.	13,359.99
UNI06	UNITEDHEALTHCARE INSURANCE	8,526.80
USA01	UNDERGROUND SERVICE ALERT	3,680.50
USA04	HD SUPPLY, INC	9,885.64
USB05	U.S. BANK CORPORATE PAYMENT SYSTEMS	61,882.82
USB06	U.S. BANK EQUIPMENT FINANCE	8,557.97
USP01	U.S. Postal Service	352.00
VEC01	Vectis DC LLC	48,000.00
VEE01	DOUG VEERKAMP GENERAL ENGINEERING, INC	916.52
VER01	VERIZON WIRELESS	21,227.90
VER02	Verizon Connect Fleet USA LLC	3,487.75
VES01	Vestis Group, Inc(f/k/a Aramark)	429.40
VOL01	Saba Holding Co, LLC	145,982.13
WAL02	WALKER'S OFFICE SUPPLY	3,922.58
WAT01	WATER RESOURCES ECONOMICS	18,751.25
WEL02	WELLS FARGO BANK	23,469.54
WES08	WESTERN HYDROLOGICS, LLP	57,469.92
WES09	NATHAN THOMAS	11,264.00
WEX01	Wex Bank	86,369.29
WHI01	White Brenner LLP	2,914.50
WIE01	WIENHOFF & ASSOCIATES INC	450.00
WIL01	Wilkinson Portables Inc.	4,564.07
ZAN01	ZANJERO, INC.	15,997.50
Vendor Set Vendor Set 01 Total:		4,998,922.17



Georgetown Divide PUD

Purchase Order Summary Report

Purchase Order Detail

Issued Date Range 07/01/2023 - 06/30/2024

PO Number	Description	Status	Issue Date	Trade Discount	Total
PO-2118507	Vendor Husky locking tool chest HOM01 - HOME DEPOT CREDIT SERVICE	Ship To Completed Office	Delivery Date 7/5/2023 7/19/2023	0.00	416.11

Items

Description	Part Number	Units	Price	Tax	Shipping	Discount	Total
Drawer liner		1.00	14.98	1.09	0.00	0.00	16.07
Distributions							
Account Number	Account Name	Project Account Key	Separate Sales Tax	Percent	Dist Amount		
200-6100-51100	Materials & Supplies			100.00%	16.07		
Husky locking tool box CDS fields		1.00	373.00	27.04	0.00	0.00	400.04
Distributions							
Account Number	Account Name	Project Account Key	Separate Sales Tax	Percent	Dist Amount		
200-6100-51100	Materials & Supplies			100.00%	400.04		

PO-2118508	2023/2024 Open P.O. TEI01 - A. TEICHERT & SON, INC	Partially Received Office	7/10/2023 7/24/2023	0.00	10,750.00
------------	---	------------------------------	------------------------	------	-----------

Items

Description	Part Number	Units	Price	Tax	Shipping	Discount	Total
Gravel and Rock		0.00	0.00	0.00	0.00	0.00	1,500.00
Distributions							
Account Number	Account Name	Project Account Key	Separate Sales Tax	Percent	Dist Amount		
100-5100-51100	Materials & Supplies			100.00%	1,500.00		
Gravel and Rock		0.00	0.00	0.00	0.00	0.00	750.00
Distributions							
Account Number	Account Name	Project Account Key	Separate Sales Tax	Percent	Dist Amount		
100-5200-51100	Materials & Supplies			100.00%	750.00		
Backfill Material (Gravel/Rock/Sand)		0.00	0.00	0.00	0.00	0.00	8,500.00
Distributions							
Account Number	Account Name	Project Account Key	Separate Sales Tax	Percent	Dist Amount		
100-5400-51100	Materials & Supplies			100.00%	8,500.00		

Purchase Order Summary Report

Issued Date Range 07/01/2023 - 06/30/2024

PO Number	Description Vendor	Status Ship To	Issue Date Delivery Date	Trade Discount	Total
PO-2118509	2023/2024 Open P.O. ALL01 - ALLEN KRAUSE	Partially Received Office	7/10/2023 7/24/2023	0.00	16,000.00

Items							
Description	Part Number	Units	Price	Tax	Shipping	Discount	Total
Routine Vehicle Maintenance		0.00	0.00	0.00	0.00	0.00	2,750.00
Distributions							
Account Number	Account Name	Project Account Key		Separate Sales Tax	Percent	Dist Amount	
100-5400-51200	Vehicle Maintenance				100.00%	2,750.00	
Routine Vehicle Maintenance		0.00	0.00	0.00	0.00	0.00	2,250.00
Distributions							
Account Number	Account Name	Project Account Key		Separate Sales Tax	Percent	Dist Amount	
100-5300-51200	Vehicle Maintenance				100.00%	2,250.00	
Routine Vehicle Maintenance		0.00	0.00	0.00	0.00	0.00	4,200.00
Distributions							
Account Number	Account Name	Project Account Key		Separate Sales Tax	Percent	Dist Amount	
100-5200-51200	Vehicle Maintenance				100.00%	4,200.00	
Routine Annual Maintenance		0.00	0.00	0.00	0.00	0.00	1,550.00
Distributions							
Account Number	Account Name	Project Account Key		Separate Sales Tax	Percent	Dist Amount	
200-6100-51200	Vehicle Maintenance				100.00%	1,550.00	
Equipment Supplies		0.00	0.00	0.00	0.00	0.00	2,250.00
Distributions							
Account Number	Account Name	Project Account Key		Separate Sales Tax	Percent	Dist Amount	
100-5200-51100	Materials & Supplies				100.00%	2,250.00	
Annual Maintenance Costs		0.00	0.00	0.00	0.00	0.00	2,250.00
Distributions							
Account Number	Account Name	Project Account Key		Separate Sales Tax	Percent	Dist Amount	
100-5100-51200	Vehicle Maintenance				100.00%	2,250.00	
Equipment Supplies		0.00	0.00	0.00	0.00	0.00	750.00
Distributions							
Account Number	Account Name	Project Account Key		Separate Sales Tax	Percent	Dist Amount	
100-5100-51100	Materials & Supplies				100.00%	750.00	

PO-2118510	2023/2024 Open P.O. AND01 - ANDERSON'S SIERRA PIPE CO	Partially Received Office	7/10/2023 7/24/2023	0.00	2,000.00
------------	--	------------------------------	------------------------	------	----------

Items							
Description	Part Number	Units	Price	Tax	Shipping	Discount	Total
Misc Supplies		0.00	0.00	0.00	0.00	0.00	750.00
Distributions							
Account Number	Account Name	Project Account Key		Separate Sales Tax	Percent	Dist Amount	
100-5400-51100	Materials & Supplies				100.00%	750.00	
Misc Treatment Supplies		0.00	0.00	0.00	0.00	0.00	750.00
Distributions							
Account Number	Account Name	Project Account Key		Separate Sales Tax	Percent	Dist Amount	
100-5300-51100	Materials & Supplies				100.00%	750.00	
Misc Irr Supplies		0.00	0.00	0.00	0.00	0.00	500.00
Distributions							
Account Number	Account Name	Project Account Key		Separate Sales Tax	Percent	Dist Amount	
100-5200-51100	Materials & Supplies				100.00%	500.00	

Purchase Order Summary Report

Issued Date Range 07/01/2023 - 06/30/2024

PO Number	Description Vendor	Status Ship To	Issue Date Delivery Date	Trade Discount	Total
PO-2118511	2023/2024 Open P.O. BEA01 - BUTTE EQUIPMENT RENTALS	Partially Received Office	7/10/2023 7/24/2023	0.00	6,500.00

Items

Description	Part Number	Units	Price	Tax	Shipping	Discount	Total
Material Delivery		0.00	0.00	0.00	0.00	0.00	5,500.00
Distributions							
Account Number	Account Name	Project Account Key		Separate Sales Tax	Percent	Dist Amount	
100-5400-51100	Materials & Supplies				100.00%	5,500.00	
Material Delivery		0.00	0.00	0.00	0.00	0.00	1,000.00
Distributions							
Account Number	Account Name	Project Account Key		Separate Sales Tax	Percent	Dist Amount	
100-5200-51100	Materials & Supplies				100.00%	1,000.00	

PO-2118512	2023/2024 Open P.O. DIV05 - PLACERVILLE AUTO PARTS, INC.	Partially Received Office	7/10/2023 7/24/2023	0.00	4,750.00
------------	---	------------------------------	------------------------	------	----------

Items

Description	Part Number	Units	Price	Tax	Shipping	Discount	Total
Misc Vehicle Supplies		0.00	0.00	0.00	0.00	0.00	500.00
Distributions							
Account Number	Account Name	Project Account Key		Separate Sales Tax	Percent	Dist Amount	
100-5100-51200	Vehicle Maintenance				100.00%	500.00	
Misc Vehicle Supplies		0.00	0.00	0.00	0.00	0.00	1,250.00
Distributions							
Account Number	Account Name	Project Account Key		Separate Sales Tax	Percent	Dist Amount	
100-5400-51200	Vehicle Maintenance				100.00%	1,250.00	
Misc Vehicle Supplies		0.00	0.00	0.00	0.00	0.00	1,250.00
Distributions							
Account Number	Account Name	Project Account Key		Separate Sales Tax	Percent	Dist Amount	
100-5200-51200	Vehicle Maintenance				100.00%	1,250.00	
Misc Vehicle Supplies		0.00	0.00	0.00	0.00	0.00	750.00
Distributions							
Account Number	Account Name	Project Account Key		Separate Sales Tax	Percent	Dist Amount	
100-5300-51200	Vehicle Maintenance				100.00%	750.00	
Misc Supplies		0.00	0.00	0.00	0.00	0.00	250.00
Distributions							
Account Number	Account Name	Project Account Key		Separate Sales Tax	Percent	Dist Amount	
100-5100-51100	Materials & Supplies				100.00%	250.00	
Misc Supplies		0.00	0.00	0.00	0.00	0.00	250.00
Distributions							
Account Number	Account Name	Project Account Key		Separate Sales Tax	Percent	Dist Amount	
100-5200-51100	Materials & Supplies				100.00%	250.00	
Misc Supplies		0.00	0.00	0.00	0.00	0.00	250.00
Distributions							
Account Number	Account Name	Project Account Key		Separate Sales Tax	Percent	Dist Amount	
100-5300-51100	Materials & Supplies				100.00%	250.00	
Misc Supplies		0.00	0.00	0.00	0.00	0.00	250.00
Distributions							
Account Number	Account Name	Project Account Key		Separate Sales Tax	Percent	Dist Amount	
100-5400-51100	Materials & Supplies				100.00%	250.00	

Purchase Order Summary Report

Issued Date Range 07/01/2023 - 06/30/2024

PO Number	Description Vendor	Status Ship To	Issue Date Delivery Date	Trade Discount	Total
PO-2118513	2023/2024 Open P.O. GEO04 - DIVIDE SUPPLY ACE HARDWARE	Partially Received Office	7/10/2023 7/24/2023	0.00	11,821.88

Items							
Description	Part Number	Units	Price	Tax	Shipping	Discount	Total
Misc Daily Supplies		0.00	0.00	0.00	0.00	0.00	3,250.00
Distributions							
Account Number	Account Name	Project Account Key		Separate Sales Tax	Percent	Dist Amount	
100-5200-51100	Materials & Supplies				100.00%	3,250.00	
Misc Daily Supplies		0.00	0.00	90.63	0.00	0.00	1,340.63
Distributions							
Account Number	Account Name	Project Account Key		Separate Sales Tax	Percent	Dist Amount	
100-5100-51100	Materials & Supplies				100.00%	1,340.63	
Misc Daily Supplies		0.00	0.00	181.25	0.00	0.00	2,681.25
Distributions							
Account Number	Account Name	Project Account Key		Separate Sales Tax	Percent	Dist Amount	
100-5400-51100	Materials & Supplies				100.00%	2,681.25	
Misc Daily Supplies		0.00	0.00	0.00	0.00	0.00	1,500.00
Distributions							
Account Number	Account Name	Project Account Key		Separate Sales Tax	Percent	Dist Amount	
100-5300-51100	Materials & Supplies				100.00%	1,500.00	
Misc Daily Supplies		0.00	0.00	0.00	0.00	0.00	2,300.00
Distributions							
Account Number	Account Name	Project Account Key		Separate Sales Tax	Percent	Dist Amount	
200-6100-51100	Materials & Supplies				100.00%	2,300.00	
Rental Equipment - 5100		0.00	0.00	0.00	0.00	0.00	750.00
Distributions							
Account Number	Account Name	Project Account Key		Separate Sales Tax	Percent	Dist Amount	
100-5100-51101	Durables/Rentals/Leases				100.00%	750.00	

PO-2118514	2023/2024 Open P.O. ROB01 - DON ROBINSON	Partially Received Office	7/10/2023 7/24/2023	0.00	6,000.00
------------	---	------------------------------	------------------------	------	----------

Items							
Description	Part Number	Units	Price	Tax	Shipping	Discount	Total
Backfill Cut Back		0.00	0.00	0.00	0.00	0.00	6,000.00
Distributions							
Account Number	Account Name	Project Account Key		Separate Sales Tax	Percent	Dist Amount	
100-5400-51100	Materials & Supplies				100.00%	6,000.00	

PO-2118515	2023/2024 Open P.O. GAR02 - GARDEN VALLEY FEED & HDW.	Partially Received Office	7/10/2023 7/24/2023	0.00	3,000.00
------------	--	------------------------------	------------------------	------	----------

Items							
Description	Part Number	Units	Price	Tax	Shipping	Discount	Total
Rental Equipment - 5300		0.00	0.00	0.00	0.00	0.00	500.00
Distributions							
Account Number	Account Name	Project Account Key		Separate Sales Tax	Percent	Dist Amount	
100-5300-51101	Durables/Rentals/Leases				100.00%	500.00	
Misc Daily Supplies		0.00	0.00	0.00	0.00	0.00	750.00
Distributions							
Account Number	Account Name	Project Account Key		Separate Sales Tax	Percent	Dist Amount	
100-5400-51100	Materials & Supplies				100.00%	750.00	
Misc Daily Supplies		0.00	0.00	0.00	0.00	0.00	1,750.00
Distributions							
Account Number	Account Name	Project Account Key		Separate Sales Tax	Percent	Dist Amount	
100-5200-51100	Materials & Supplies				100.00%	1,750.00	

Purchase Order Summary Report

Issued Date Range 07/01/2023 - 06/30/2024

PO Number	Description Vendor	Status Ship To	Issue Date Delivery Date	Trade Discount	Total
PO-2118516	2023/2024 Open P.O GEO01 - GEORGETOWN HARDWARE	Partially Received Office	7/10/2023 7/24/2023	0.00	4,340.63

Items

Description	Part Number	Units	Price	Tax	Shipping	Discount	Total
Misc Daily Supplies		0.00	0.00	90.63	0.00	0.00	1,340.63
Distributions							
Account Number	Account Name	Project Account Key		Separate Sales Tax		Percent	Dist Amount
100-5400-51100	Materials & Supplies					100.00%	1,340.63
Misc Daily Supplies		0.00	0.00	0.00	0.00	0.00	1,250.00
Distributions							
Account Number	Account Name	Project Account Key		Separate Sales Tax		Percent	Dist Amount
100-5100-51100	Materials & Supplies					100.00%	1,250.00
Misc Daily Supplies		0.00	0.00	0.00	0.00	0.00	1,750.00
Distributions							
Account Number	Account Name	Project Account Key		Separate Sales Tax		Percent	Dist Amount
100-5200-51100	Materials & Supplies					100.00%	1,750.00

PO-2118517	2023/2024 Open P.O. HOM01 - HOME DEPOT CREDIT SERVICE	Partially Received Office	7/10/2023 7/24/2023	0.00	5,250.00
------------	--	------------------------------	------------------------	------	----------

Items

Description	Part Number	Units	Price	Tax	Shipping	Discount	Total
Misc Equipment		0.00	0.00	0.00	0.00	0.00	1,500.00
Distributions							
Account Number	Account Name	Project Account Key		Separate Sales Tax		Percent	Dist Amount
100-5400-51100	Materials & Supplies					100.00%	1,500.00
Misc Equipment		0.00	0.00	0.00	0.00	0.00	1,250.00
Distributions							
Account Number	Account Name	Project Account Key		Separate Sales Tax		Percent	Dist Amount
100-5300-51100	Materials & Supplies					100.00%	1,250.00
Misc Equipment		0.00	0.00	0.00	0.00	0.00	2,500.00
Distributions							
Account Number	Account Name	Project Account Key		Separate Sales Tax		Percent	Dist Amount
200-6100-51100	Materials & Supplies					100.00%	2,500.00

Purchase Order Summary Report

Issued Date Range 07/01/2023 - 06/30/2024

PO Number	Description Vendor	Status Ship To	Issue Date Delivery Date	Trade Discount	Total
PO-2118518	2023/2024 Open P.O. RIE01 - RIEBES AUTO PARTS,LLC	Partially Received Office	7/11/2023 7/25/2023	0.00	2,000.00

Items							
Description	Part Number	Units	Price	Tax	Shipping	Discount	Total
Misc Supplies		0.00	0.00	0.00	0.00	0.00	750.00
Distributions							
Account Number	Account Name	Project Account Key		Separate Sales Tax		Percent	Dist Amount
100-5200-51200	Vehicle Maintenance					25.00%	187.50
100-5400-51200	Vehicle Maintenance					25.00%	187.50
100-5300-51200	Vehicle Maintenance					25.00%	187.50
100-5100-51200	Vehicle Maintenance					25.00%	187.50
Misc Supplies		0.00	0.00	0.00	0.00	0.00	500.00
Distributions							
Account Number	Account Name	Project Account Key		Separate Sales Tax		Percent	Dist Amount
100-5400-51100	Materials & Supplies					100.00%	500.00
Vehicle Maintenance/Supplies		0.00	0.00	0.00	0.00	0.00	187.50
Distributions							
Account Number	Account Name	Project Account Key		Separate Sales Tax		Percent	Dist Amount
100-5100-51200	Vehicle Maintenance					100.00%	187.50
Vehicle Maintenance/Supplies		0.00	0.00	0.00	0.00	0.00	187.50
Distributions							
Account Number	Account Name	Project Account Key		Separate Sales Tax		Percent	Dist Amount
100-5200-51200	Vehicle Maintenance					100.00%	187.50
Vehicle Maintenance/Supplies		0.00	0.00	0.00	0.00	0.00	187.50
Distributions							
Account Number	Account Name	Project Account Key		Separate Sales Tax		Percent	Dist Amount
100-5300-51200	Vehicle Maintenance					100.00%	187.50
Vehicle Maintenance/Supplies		0.00	0.00	0.00	0.00	0.00	187.50
Distributions							
Account Number	Account Name	Project Account Key		Separate Sales Tax		Percent	Dist Amount
100-5400-51200	Vehicle Maintenance					100.00%	187.50

PO-2118519	2023/2024 Open P.O. DEL01 - DEL PASO PIPE & STEELE	Partially Received Office	7/11/2023 7/25/2023	0.00	7,322.50
------------	---	------------------------------	------------------------	------	----------

Items							
Description	Part Number	Units	Price	Tax	Shipping	Discount	Total
Structural Steel Supplies		0.00	0.00	0.00	0.00	0.00	1,750.00
Distributions							
Account Number	Account Name	Project Account Key		Separate Sales Tax		Percent	Dist Amount
100-5400-51100	Materials & Supplies					100.00%	1,750.00
Structural Steel Supplies		0.00	0.00	0.00	0.00	0.00	2,250.00
Distributions							
Account Number	Account Name	Project Account Key		Separate Sales Tax		Percent	Dist Amount
100-5100-51100	Materials & Supplies					100.00%	2,250.00
Structural Steel Supplies		0.00	0.00	0.00	0.00	0.00	2,250.00
Distributions							
Account Number	Account Name	Project Account Key		Separate Sales Tax		Percent	Dist Amount
100-5200-51100	Materials & Supplies					100.00%	2,250.00
Safety Walkways		0.00	0.00	72.50	0.00	0.00	1,072.50
Distributions							
Account Number	Account Name	Project Account Key		Separate Sales Tax		Percent	Dist Amount
111-7100-71100	Capital Expenses	916CIP				100.00%	1,072.50

Purchase Order Summary Report

Issued Date Range 07/01/2023 - 06/30/2024

PO Number	Description Vendor	Status Ship To	Issue Date Delivery Date	Trade Discount	Total
PO-2118520	2023/2024 Open P.O. SIE10 - SIERRA SAFETY	Partially Received Office	7/11/2023 7/25/2023	0.00	5,350.00

Items							
Description	Part Number	Units	Price	Tax	Shipping	Discount	Total
Safety Supplies		0.00	0.00	0.00	0.00	0.00	2,500.00
Distributions							
Account Number	Account Name	Project Account Key		Separate Sales Tax		Percent	Dist Amount
100-5400-51103	Safety/PPE Supplies					100.00%	2,500.00
Safety Supplies		0.00	0.00	0.00	0.00	0.00	500.00
Distributions							
Account Number	Account Name	Project Account Key		Separate Sales Tax		Percent	Dist Amount
100-5100-51103	Safety/PPE Supplies					100.00%	500.00
Safety Supplies		0.00	0.00	0.00	0.00	0.00	1,500.00
Distributions							
Account Number	Account Name	Project Account Key		Separate Sales Tax		Percent	Dist Amount
100-5200-51103	Safety/PPE Supplies					100.00%	1,500.00
Safety Supplies		0.00	0.00	0.00	0.00	0.00	500.00
Distributions							
Account Number	Account Name	Project Account Key		Separate Sales Tax		Percent	Dist Amount
100-5300-51103	Safety/PPE Supplies					100.00%	500.00
Safety Supplies		0.00	0.00	0.00	0.00	0.00	350.00
Distributions							
Account Number	Account Name	Project Account Key		Separate Sales Tax		Percent	Dist Amount
200-6100-51103	Safety/PPE Supplies					100.00%	350.00

Purchase Order Summary Report

Issued Date Range 07/01/2023 - 06/30/2024

PO Number	Description Vendor	Status Ship To	Issue Date Delivery Date	Trade Discount	Total
PO-2118521	2023/2024 Open P.O. USA04 - HD SUPPLY, INC	Partially Received Office	7/11/2023 7/25/2023	0.00	11,687.66

Items							
Description	Part Number	Units	Price	Tax	Shipping	Discount	Total
Misc Supplies/Equipment		0.00	0.00	0.00	0.00	0.00	250.00
Distributions							
Account Number	Account Name	Project Account Key		Separate Sales Tax		Percent	Dist Amount
100-5200-51100	Materials & Supplies					100.00%	250.00
Solutions/Equipment		0.00	0.00	290.00	132.52	0.00	4,422.52
Distributions							
Account Number	Account Name	Project Account Key		Separate Sales Tax		Percent	Dist Amount
100-5300-51100	Materials & Supplies					100.00%	4,422.52
Misc Supplies/Equipment		0.00	0.00	0.00	0.00	0.00	1,250.00
Distributions							
Account Number	Account Name	Project Account Key		Separate Sales Tax		Percent	Dist Amount
100-5100-51100	Materials & Supplies					100.00%	1,250.00
Misc Supplies/Equipment		0.00	0.00	0.00	0.00	0.00	1,000.00
Distributions							
Account Number	Account Name	Project Account Key		Separate Sales Tax		Percent	Dist Amount
200-6100-51100	Materials & Supplies					100.00%	1,000.00
Misc Supplies/Equipment		0.00	0.00	72.50	263.64	0.00	1,336.14
Distributions							
Account Number	Account Name	Project Account Key		Separate Sales Tax		Percent	Dist Amount
100-5400-51100	Materials & Supplies					100.00%	1,336.14
Misc Equipment		0.00	0.00	0.00	0.00	0.00	1,500.00
Distributions							
Account Number	Account Name	Project Account Key		Separate Sales Tax		Percent	Dist Amount
100-5300-71100	Capital Expenses					100.00%	1,500.00
Misc Equipment		0.00	0.00	0.00	0.00	0.00	1,500.00
Distributions							
Account Number	Account Name	Project Account Key		Separate Sales Tax		Percent	Dist Amount
100-5400-71100	Capital Expenses					100.00%	1,500.00
Misc Safety Supplies		0.00	0.00	29.00	0.00	0.00	429.00
Distributions							
Account Number	Account Name	Project Account Key		Separate Sales Tax		Percent	Dist Amount
100-5300-51103	Safety/PPE Supplies					100.00%	429.00

PO-2118522	2023/2024 Open P.O. HAR03 - HARRIS INDUSTRIAL GASES	Partially Received Office	7/11/2023 7/25/2023	0.00	1,850.00
------------	--	------------------------------	------------------------	------	----------

Items							
Description	Part Number	Units	Price	Tax	Shipping	Discount	Total
Welding Supplies		0.00	0.00	0.00	0.00	0.00	750.00
Distributions							
Account Number	Account Name	Project Account Key		Separate Sales Tax		Percent	Dist Amount
100-5200-51100	Materials & Supplies					100.00%	750.00
Welding Supplies		0.00	0.00	0.00	0.00	0.00	350.00
Distributions							
Account Number	Account Name	Project Account Key		Separate Sales Tax		Percent	Dist Amount
100-5100-51100	Materials & Supplies					100.00%	350.00
Welding Supplies		0.00	0.00	0.00	0.00	0.00	750.00
Distributions							
Account Number	Account Name	Project Account Key		Separate Sales Tax		Percent	Dist Amount
100-5400-51100	Materials & Supplies					100.00%	750.00

Purchase Order Summary Report

Issued Date Range 07/01/2023 - 06/30/2024

PO Number	Description Vendor	Status Ship To	Issue Date Delivery Date	Trade Discount	Total
PO-2118523	2023/2024 Open P.O. DIA01 - DIAMOND PACIFIC - AUBURN	Partially Received Office	7/11/2023 7/25/2023	0.00	1,250.00

Items

Description	Part Number	Units	Price	Tax	Shipping	Discount	Total
Misc Lumber		0.00	0.00	0.00	0.00	0.00	500.00
Distributions							
Account Number	Account Name	Project Account Key	Separate Sales Tax	Percent	Dist Amount		
100-5100-51100	Materials & Supplies			100.00%	500.00		
Misc Lumber		0.00	0.00	0.00	0.00	0.00	750.00
Distributions							
Account Number	Account Name	Project Account Key	Separate Sales Tax	Percent	Dist Amount		
100-5200-51100	Materials & Supplies			100.00%	750.00		

PO-2118524	2023/2024 Open P.O. CAP04 - CAPITAL RUBBER CO. LTD.	Partially Received Office	7/11/2023 7/25/2023	0.00	2,893.50
------------	--	------------------------------	------------------------	------	----------

Items

Description	Part Number	Units	Price	Tax	Shipping	Discount	Total
Waders		0.00	0.00	0.00	0.00	0.00	750.00
Distributions							
Account Number	Account Name	Project Account Key	Separate Sales Tax	Percent	Dist Amount		
100-5100-51103	Safety/PPE Supplies			100.00%	750.00		
Waders		0.00	0.00	0.00	0.00	0.00	1,500.00
Distributions							
Account Number	Account Name	Project Account Key	Separate Sales Tax	Percent	Dist Amount		
100-5200-51100	Materials & Supplies			100.00%	1,500.00		
Waders		0.00	0.00	43.50	0.00	0.00	643.50
Distributions							
Account Number	Account Name	Project Account Key	Separate Sales Tax	Percent	Dist Amount		
100-5400-51103	Safety/PPE Supplies			100.00%	643.50		

PO-2118525	Asphalt Blades USB05 - U.S. BANK CORPORATE PAYMENT SYSTEMS	Completed Office	7/6/2023 7/20/2023	0.00	1,160.44
------------	---	---------------------	-----------------------	------	----------

Items

Description	Part Number	Units	Price	Tax	Shipping	Discount	Total
20-inch Asphalt Blades (985)	985	2.00	541.00	78.44	0.00	0.00	1,160.44
Distributions							
Account Number	Account Name	Project Account Key	Separate Sales Tax	Percent	Dist Amount		
100-5400-51100	Materials & Supplies			100.00%	1,160.44		

PO-2118526	Unit #11 Tires TIR01 - TIREHUB, LLC	Completed Office	7/17/2023 7/31/2023	0.00	1,422.07
------------	--	---------------------	------------------------	------	----------

Items

Description	Part Number	Units	Price	Tax	Shipping	Discount	Total
Toyo Open Country A/T LT245/75R17		0.00	0.00	96.13	0.00	0.00	1,422.07
Distributions							
Account Number	Account Name	Project Account Key	Separate Sales Tax	Percent	Dist Amount		
100-5400-51200	Vehicle Maintenance			100.00%	1,422.07		

PO-2118527	Boardroom Camera ADT01 - ADT SECURITY SERVICES	Completed Office	7/17/2023 7/31/2023	0.00	1,099.09
------------	---	---------------------	------------------------	------	----------

Items

Description	Part Number	Units	Price	Tax	Shipping	Discount	Total
Boardroom Camera		0.00	0.00	0.00	0.00	0.00	1,099.09
Distributions							
Account Number	Account Name	Project Account Key	Separate Sales Tax	Percent	Dist Amount		
111-7100-71100	Capital Expenses	002		100.00%	1,099.09		

Purchase Order Summary Report

Issued Date Range 07/01/2023 - 06/30/2024

PO Number	Description Vendor	Status Ship To	Issue Date Delivery Date	Trade Discount	Total
PO-2118528	2023-24 Open PO for Walkers Office WAL02 - WALKER'S OFFICE SUPPLY	Partially Received Office	7/19/2023 8/2/2023	0.00	8,290.00

Items

Description	Part Number	Units	Price	Tax	Shipping	Discount	Total
Open PO for Walkers Office		0.00	0.00	290.00	0.00	0.00	4,290.00
Distributions							
Account Number	Account Name	Project Account Key	Separate Sales Tax	Percent	Dist Amount		
100-5600-51102	Office Supplies			100.00%	4,290.00		
Open PO for Walker's 2023-24		0.00	0.00	0.00	0.00	0.00	4,000.00
Distributions							
Account Number	Account Name	Project Account Key	Separate Sales Tax	Percent	Dist Amount		
100-5600-51100	Materials & Supplies			100.00%	4,000.00		

PO-2118529	Angel Camp Pump Station Starter Replacement NIC01 - Jeremy M Nichols	Completed Office	7/24/2023 8/7/2023	0.00	1,598.45
------------	---	---------------------	-----------------------	------	----------

Items

Description	Part Number	Units	Price	Tax	Shipping	Discount	Total
R&R Pump Motor Starters - Angel Camp P		0.00	0.00	0.00	0.00	0.00	1,598.45
Distributions							
Account Number	Account Name	Project Account Key	Separate Sales Tax	Percent	Dist Amount		
100-5400-51300	Professional Services			100.00%	1,598.45		

PO-2118530	Pump #3 - Walton Lake VFD Replacement EMC01 - MESA ENERGY SYSTEMS, INC	Completed Walton Treatment Plant	7/24/2023 8/7/2023	0.00	8,438.00
------------	---	-------------------------------------	-----------------------	------	----------

Items

Description	Part Number	Units	Price	Tax	Shipping	Discount	Total
Yaskawa VFD		0.00	0.00	0.00	0.00	0.00	8,438.00
Distributions							
Account Number	Account Name	Project Account Key	Separate Sales Tax	Percent	Dist Amount		
100-5300-71100	Capital Expenses			100.00%	8,438.00		

PO-2118531	Distribution Truck Rental HER01 - Herc Rentals Inc	Completed Office	7/31/2023 8/14/2023	0.00	3,064.49
------------	---	---------------------	------------------------	------	----------

Items

Description	Part Number	Units	Price	Tax	Shipping	Discount	Total
Utility Truck Rental - One Month		0.00	0.00	0.00	0.00	0.00	3,064.49
Distributions							
Account Number	Account Name	Project Account Key	Separate Sales Tax	Percent	Dist Amount		
100-5400-51101	Durables/Rentals/Leases			100.00%	3,064.49		

PO-2118532	EA Laptop USB05 - U.S. BANK CORPORATE PAYMENT SYSTEMS	Completed Office	7/25/2023 8/8/2023	0.00	589.86
------------	--	---------------------	-----------------------	------	--------

Items

Description	Part Number	Units	Price	Tax	Shipping	Discount	Total
EA Laptop		0.00	0.00	39.87	0.00	0.00	589.86
Distributions							
Account Number	Account Name	Project Account Key	Separate Sales Tax	Percent	Dist Amount		
100-5600-51100	Materials & Supplies			100.00%	589.86		

PO-2118533	Computer Screens for Alexis Office USB05 - U.S. BANK CORPORATE PAYMENT SYSTEMS	Completed Office	7/25/2023 8/8/2023	0.00	321.73
------------	---	---------------------	-----------------------	------	--------

Items

Description	Part Number	Units	Price	Tax	Shipping	Discount	Total
Computer Screens for Alexis Office		0.00	0.00	21.75	0.00	0.00	321.73
Distributions							
Account Number	Account Name	Project Account Key	Separate Sales Tax	Percent	Dist Amount		
200-6100-51100	Materials & Supplies			100.00%	321.73		

Purchase Order Summary Report

Issued Date Range 07/01/2023 - 06/30/2024

PO Number	Description	Status	Issue Date	Trade Discount	Total
PO-2118534	New computer and screens for Dist-Kyle office	Completed	7/25/2023	0.00	2,069.89
	USB05 - U.S. BANK CORPORATE PAYMENT SYSTEMS	Office	8/8/2023		

Items

Description	Part Number	Units	Price	Tax	Shipping	Discount	Total
New computer and screens for Dist-Kyle o		0.00	0.00	123.25	0.00	0.00	1,823.23
Distributions							
Account Number	Account Name	Project Account Key	Separate Sales Tax	Percent	Dist Amount		
100-5600-51100	Materials & Supplies			100.00%	1,823.23		
New computer and screens for Dist-Kyle o		0.00	0.00	16.67	0.00	0.00	246.66
Distributions							
Account Number	Account Name	Project Account Key	Separate Sales Tax	Percent	Dist Amount		
100-5600-51100	Materials & Supplies			100.00%	246.66		

PO-2118535	Tires for Truck 14	Completed	7/24/2023	0.00	1,304.16
	TIR01 - TIREHUB, LLC	Office	8/7/2023		

Items

Description	Part Number	Units	Price	Tax	Shipping	Discount	Total
Unit #14 Goodyear Wrangler A/T - 265/70		0.00	0.00	44.08	0.00	0.00	652.08
Distributions							
Account Number	Account Name	Project Account Key	Separate Sales Tax	Percent	Dist Amount		
100-5200-51200	Vehicle Maintenance			100.00%	652.08		
Unit #2 Goodyear Wrangler A/T - 265/70R		0.00	0.00	44.08	0.00	0.00	652.08
Distributions							
Account Number	Account Name	Project Account Key	Separate Sales Tax	Percent	Dist Amount		
100-5100-51200	Vehicle Maintenance			100.00%	652.08		

PO-2118537	Walton Lak Bathometric Survey	Completed	8/4/2023	0.00	8,706.09
	UNI01 - UNICO ENGINEERING, INC.	Office	8/18/2023		

Items

Description	Part Number	Units	Price	Tax	Shipping	Discount	Total
Walton Lake Bathymetric Survey		0.00	0.00	0.00	0.00	0.00	8,706.09
Distributions							
Account Number	Account Name	Project Account Key	Separate Sales Tax	Percent	Dist Amount		
111-7100-71100	Capital Expenses	3		100.00%	8,706.09		

PO-2118538	Chimney Flat Asbestos Pipe Removal	Completed	8/14/2023	0.00	1,516.00
	VEE01 - DOUG VEERKAMP GENERAL ENGINEERING, INC	Office	8/28/2023		

Items

Description	Part Number	Units	Price	Tax	Shipping	Discount	Total
Asbestos Pipe Disposal - Chimney Flat Proj		0.00	0.00	0.00	0.00	0.00	1,516.00
Distributions							
Account Number	Account Name	Project Account Key	Separate Sales Tax	Percent	Dist Amount		
111-7100-71100	Capital Expenses	100CFWLR		100.00%	1,516.00		

PO-2118539	CDSA annual fall conference	Completed	8/1/2023	0.00	675.00
	USB05 - U.S. BANK CORPORATE PAYMENT SYSTEMS	Office	8/15/2023		

Items

Description	Part Number	Units	Price	Tax	Shipping	Discount	Total
CSDA annual conference		0.00	0.00	0.00	0.00	0.00	675.00
Distributions							
Account Number	Account Name	Project Account Key	Separate Sales Tax	Percent	Dist Amount		
100-5600-51304	Board Training/Travel			100.00%	675.00		

Purchase Order Summary Report

Issued Date Range 07/01/2023 - 06/30/2024

PO Number	Description	Status	Issue Date	Trade Discount	Total
PO-2118540	Owl Labs audio/video BOD room	Completed	7/13/2023	0.00	953.45
	USB05 - U.S. BANK CORPORATE PAYMENT SYSTEMS	Office	7/27/2023		

Items

Description	Part Number	Units	Price	Tax	Shipping	Discount	Total
Camera and Audio/Visual equipment BOD		1.00	889.00	64.45	0.00	0.00	953.45
Distributions							
Account Number	Account Name	Project Account Key	Separate Sales Tax	Percent	Dist Amount		
100-5600-51100	Materials & Supplies			100.00%	953.45		

PO-2118541	California Special District Association	Completed	7/12/2023	0.00	875.00
	USB05 - U.S. BANK CORPORATE PAYMENT SYSTEMS	Office	7/26/2023		

Items

Description	Part Number	Units	Price	Tax	Shipping	Discount	Total
CSDA Virtual Workshop: Finacial Mgt for S		0.00	0.00	0.00	0.00	0.00	200.00
Distributions							
Account Number	Account Name	Project Account Key	Separate Sales Tax	Percent	Dist Amount		
100-5600-52100	Staff Development/Travel			100.00%	200.00		
8/28/23 - 8/31/23 CSDA Conference		0.00	0.00	0.00	0.00	0.00	675.00
Distributions							
Account Number	Account Name	Project Account Key	Separate Sales Tax	Percent	Dist Amount		
100-5600-52100	Staff Development/Travel			100.00%	675.00		

PO-2118542	Dechlorination Tabs	Completed	8/21/2023	0.00	364.65
	FER02 - FERGUSON ENTERPRISES INC	Office	9/4/2023		

Items

Description	Part Number	Units	Price	Tax	Shipping	Discount	Total
LPD DCHLR Tablets		2.00	170.00	24.65	0.00	0.00	364.65
Distributions							
Account Number	Account Name	Project Account Key	Separate Sales Tax	Percent	Dist Amount		
100-5400-51100	Materials & Supplies			100.00%	364.65		

PO-2118543	Drinking fountain/bottle filler for SWTP	Completed	8/9/2023	0.00	1,068.16
	USB05 - U.S. BANK CORPORATE PAYMENT SYSTEMS	Sweetwater Treatment Plant	8/23/2023		

Items

Description	Part Number	Units	Price	Tax	Shipping	Discount	Total
Drinking fountain/bottle filler for SWTP		0.00	0.00	72.21	36.95	0.00	1,068.16
Distributions							
Account Number	Account Name	Project Account Key	Separate Sales Tax	Percent	Dist Amount		
100-7100-71100	Capital Expenses	823		100.00%	1,068.16		

PO-2118544	Hydrant Lock	Completed	8/21/2023	0.00	629.07
	MCG01 - MCGARD LLC	Office	9/4/2023		

Items

Description	Part Number	Units	Price	Tax	Shipping	Discount	Total
Hydrant Wrench	130003	2.00	126.50	18.34	0.00	0.00	271.34
Distributions							
Account Number	Account Name	Project Account Key	Separate Sales Tax	Percent	Dist Amount		
100-5400-51100	Materials & Supplies			100.00%	271.34		
3L Key Assembly 3/8 Drive		1.00	25.40	1.84	0.00	0.00	27.24
Distributions							
Account Number	Account Name	Project Account Key	Separate Sales Tax	Percent	Dist Amount		
100-5400-51100	Materials & Supplies			100.00%	27.24		
Hydrant Lock Assembly	130021	1.00	308.15	22.34	0.00	0.00	330.49
Distributions							
Account Number	Account Name	Project Account Key	Separate Sales Tax	Percent	Dist Amount		
100-5400-51100	Materials & Supplies			100.00%	330.49		

Purchase Order Summary Report

Issued Date Range 07/01/2023 - 06/30/2024

PO Number	Description	Status	Issue Date	Trade Discount	Total
PO-2118545	Office chairs for SWTP	Completed	8/23/2023	0.00	428.98
	USB05 - U.S. BANK CORPORATE PAYMENT SYSTEMS	Sweetwater Treatment Plant	9/6/2023		

Items

Description	Part Number	Units	Price	Tax	Shipping	Discount	Total
OFIKA Heavy Duty Office Chair		2.00	199.99	29.00	0.00	0.00	428.98
Distributions							
Account Number	Account Name	Project Account Key	Separate Sales Tax	Percent	Dist Amount		
100-5300-51100	Materials & Supplies			100.00%	428.98		

PO-2118546	Pump Rebuild Kits for STP	Completed	8/28/2023	0.00	611.33
	USB05 - U.S. BANK CORPORATE PAYMENT SYSTEMS	Sweetwater Treatment Plant	9/11/2023		

Items

Description	Part Number	Units	Price	Tax	Shipping	Discount	Total
LMI Kit RPM-098		3.00	190.00	41.33	0.00	0.00	611.33
Distributions							
Account Number	Account Name	Project Account Key	Separate Sales Tax	Percent	Dist Amount		
100-5300-51100	Materials & Supplies			100.00%	611.33		

PO-2118547	Cart for SWTP	Completed	8/31/2023	0.00	122.78
	USB05 - U.S. BANK CORPORATE PAYMENT SYSTEMS	Sweetwater Treatment Plant	9/14/2023		

Items

Description	Part Number	Units	Price	Tax	Shipping	Discount	Total
Plastic Service Cart - Tuffiom		1.00	104.49	8.30	9.99	0.00	122.78
Distributions							
Account Number	Account Name	Project Account Key	Separate Sales Tax	Percent	Dist Amount		
100-5300-51100	Materials & Supplies			100.00%	122.78		

PO-2118548	Bentonite Chip for Canal Leaks	Completed	9/1/2023	0.00	582.75
	CON01 - CONTINENTAL SUPPLY COMPANY	Office	9/15/2023		

Items

Description	Part Number	Units	Price	Tax	Shipping	Discount	Total
Medium Chip - Pallet (48 Bags)		48.00	11.32	39.39	0.00	0.00	582.75
Distributions							
Account Number	Account Name	Project Account Key	Separate Sales Tax	Percent	Dist Amount		
100-5100-51100	Materials & Supplies			75.00%	437.06		
100-5200-51100	Materials & Supplies			25.00%	145.69		

PO-2118549	Pull Cable	Completed	9/7/2023	0.00	342.28
	FER02 - FERGUSON ENTERPRISES INC	Office	9/21/2023		

Items

Description	Part Number	Units	Price	Tax	Shipping	Discount	Total
3/8x50 HD Pulling Cable		1.00	226.95	16.45	0.00	0.00	243.40
Distributions							
Account Number	Account Name	Project Account Key	Separate Sales Tax	Percent	Dist Amount		
100-5400-51100	Materials & Supplies			100.00%	243.40		
Wire Pulling Sock		1.00	92.20	6.68	0.00	0.00	98.88
Distributions							
Account Number	Account Name	Project Account Key	Separate Sales Tax	Percent	Dist Amount		
100-5400-51100	Materials & Supplies			100.00%	98.88		

PO-2118550	ACWA Fall Conf Hotel accomodations - GM	Completed	8/24/2023	0.00	2,541.41
	USB05 - U.S. BANK CORPORATE PAYMENT SYSTEMS	Office	9/7/2023		

Items

Description	Part Number	Units	Price	Tax	Shipping	Discount	Total
Marriott hotel Indian Wells		0.00	0.00	0.00	0.00	0.00	2,541.41
Distributions							
Account Number	Account Name	Project Account Key	Separate Sales Tax	Percent	Dist Amount		
100-5600-52100	Staff Development/Travel			100.00%	2,541.41		

Purchase Order Summary Report

Issued Date Range 07/01/2023 - 06/30/2024

PO Number	Description	Status	Issue Date	Trade Discount	Total
PO-2118551	Vendor	Ship To	Delivery Date		
	ACWA Fall Conference - Saunders	Completed	8/24/2023	0.00	3,356.41
	USB05 - U.S. BANK CORPORATE PAYMENT SYSTEMS	Office	9/7/2023		

Items

Description	Part Number	Units	Price	Tax	Shipping	Discount	Total
ACWA hotel lodging - Marriott Indian Well		0.00	0.00	0.00	0.00	0.00	2,541.41
Distributions							
Account Number	Account Name	Project Account Key	Separate Sales Tax		Percent	Dist Amount	
100-5600-51304	Board Training/Travel				100.00%	2,541.41	
ACWA fall conference registration		0.00	0.00	0.00	0.00	0.00	815.00
Distributions							
Account Number	Account Name	Project Account Key	Separate Sales Tax		Percent	Dist Amount	
100-5600-51304	Board Training/Travel				100.00%	815.00	

PO-2118552	Unit #10 - Tires	Completed	9/12/2023	0.00	1,379.15
	TIR01 - TIREHUB, LLC	Office	9/26/2023		

Items

Description	Part Number	Units	Price	Tax	Shipping	Discount	Total
Roadmaster RM257 - 225/70R19.5		0.00	0.00	93.23	0.00	0.00	1,379.15
Distributions							
Account Number	Account Name	Project Account Key	Separate Sales Tax		Percent	Dist Amount	
100-5400-51200	Vehicle Maintenance				100.00%	1,379.15	

PO-2118553	Utility Truck Purchase	Completed	9/14/2023	0.00	90,858.16
	CRO01 - CROWN MOTORS LLC	Office	9/28/2023		

Items

Description	Part Number	Units	Price	Tax	Shipping	Discount	Total
2023 F550 Super Duty 4WD Regular Cab	Stock #23F377, ID# C93691	0.00	0.00	6,141.93	0.00	0.00	90,858.16
Distributions							
Account Number	Account Name	Project Account Key	Separate Sales Tax		Percent	Dist Amount	
111-7100-71100	Capital Expenses	8042024			100.00%	90,858.16	

PO-2118554	Station 16 pump re-build	Completed	9/13/2023	0.00	5,072.50
	RMR01 - W. Rosenau Motor Rewinding Inc	Sweetwater Treatment Plant	9/27/2023		

Items

Description	Part Number	Units	Price	Tax	Shipping	Discount	Total
Station 16 Pump Rebuild		0.00	0.00	72.50	0.00	0.00	5,072.50
Distributions							
Account Number	Account Name	Project Account Key	Separate Sales Tax		Percent	Dist Amount	
200-6100-51300	Professional Services				100.00%	5,072.50	

PO-2118555	Emergency Pipe	Completed	9/13/2023	0.00	16,122.75
	LAN01 - LANE ENTERPRISES HOLDINGS, INC	Office	9/27/2023		

Items

Description	Part Number	Units	Price	Tax	Shipping	Discount	Total
48" HDPE Bell & Spigot Storm Tite AASHTC		0.00	0.00	999.30	1,340.00	0.00	16,122.75
Distributions							
Account Number	Account Name	Project Account Key	Separate Sales Tax		Percent	Dist Amount	
111-7100-71100	Capital Expenses	5100MOS			100.00%	16,122.75	

Purchase Order Summary Report

Issued Date Range 07/01/2023 - 06/30/2024

PO Number	Description Vendor	Status Ship To	Issue Date Delivery Date	Trade Discount	Total
PO-2118556	Safety Equipment SIE10 - SIERRA SAFETY	Completed Office	9/18/2023 10/2/2023	0.00	2,142.00

Items

Description	Part Number	Units	Price	Tax	Shipping	Discount	Total
ED3802AW - Directional LED Surface Mou	RTLITECCED3802AW	4.00	125.75	36.47	0.00	0.00	539.47
Distributions							
Account Number	Account Name	Project Account Key	Separate Sales Tax		Percent	Dist Amount	
111-7100-71100	Capital Expenses	8042024			100.00%	539.47	
5590 Reflex Class I, 15" Light Bar	RTLITECC5590CA	1.00	361.50	26.21	0.00	0.00	387.71
Distributions							
Account Number	Account Name	Project Account Key	Separate Sales Tax		Percent	Dist Amount	
111-7100-71100	Capital Expenses	8042024			100.00%	387.71	
Light Mounting Bracket	RTLITECCZE1000W-FL	1.00	224.00	16.24	0.00	0.00	240.24
Distributions							
Account Number	Account Name	Project Account Key	Separate Sales Tax		Percent	Dist Amount	
111-7100-71100	Capital Expenses	8042024			100.00%	240.24	
Installation Labor	Labor	9.00	95.00	0.00	0.00	0.00	855.00
Distributions							
Account Number	Account Name	Project Account Key	Separate Sales Tax		Percent	Dist Amount	
111-7100-71100	Capital Expenses	8042024			100.00%	855.00	
EW2112 -Square LED Worklamp	RTLITECCWE2112	2.00	55.75	8.08	0.00	0.00	119.58
Distributions							
Account Number	Account Name	Project Account Key	Separate Sales Tax		Percent	Dist Amount	
111-7100-71100	Capital Expenses	8042024			100.00%	119.58	

PO-2118557	Road Base BST01 - BST Services Inc	Completed Office	9/18/2023 10/2/2023	0.00	782.93
------------	---------------------------------------	---------------------	------------------------	------	--------

Items

Description	Part Number	Units	Price	Tax	Shipping	Discount	Total
Road Base	3/4" AB CL	0.00	0.00	52.93	0.00	0.00	782.93
Distributions							
Account Number	Account Name	Project Account Key	Separate Sales Tax		Percent	Dist Amount	
100-5400-51100	Materials & Supplies				100.00%	782.93	

PO-2118558	Marriott Hotel - Monterey CA CSDA Conference USB05 - U.S. BANK CORPORATE PAYMENT SYSTEMS	Completed Office	9/18/2023 10/2/2023	0.00	622.46
------------	---	---------------------	------------------------	------	--------

Items

Description	Part Number	Units	Price	Tax	Shipping	Discount	Total
CSDA Conference Lodging - GM		0.00	0.00	84.46	0.00	0.00	542.46
Distributions							
Account Number	Account Name	Project Account Key	Separate Sales Tax		Percent	Dist Amount	
100-5600-52100	Staff Development/Travel				100.00%	542.46	
Hotel Parking		0.00	0.00	0.00	0.00	0.00	80.00
Distributions							
Account Number	Account Name	Project Account Key	Separate Sales Tax		Percent	Dist Amount	
100-5600-52100	Staff Development/Travel				100.00%	80.00	

PO-2118559	CSDA Conference Lodging - MM BOD USB05 - U.S. BANK CORPORATE PAYMENT SYSTEMS	Completed Office	9/18/2023 10/2/2023	0.00	1,152.69
------------	---	---------------------	------------------------	------	----------

Items

Description	Part Number	Units	Price	Tax	Shipping	Discount	Total
Hotel Pacific - Monterey - CSDA Conferenc		0.00	0.00	159.39	0.00	0.00	1,086.69
Distributions							
Account Number	Account Name	Project Account Key	Separate Sales Tax		Percent	Dist Amount	
100-5600-51304	Board Training/Travel				100.00%	1,086.69	
CSDA Conference Parking		0.00	0.00	0.00	0.00	0.00	66.00
Distributions							
Account Number	Account Name	Project Account Key	Separate Sales Tax		Percent	Dist Amount	
100-5600-51304	Board Training/Travel				100.00%	66.00	

Purchase Order Summary Report

Issued Date Range 07/01/2023 - 06/30/2024

PO Number	Description Vendor	Status Ship To	Issue Date Delivery Date	Trade Discount	Total
PO-2118560	ACWA Fall Conference Registration - GM USB05 - U.S. BANK CORPORATE PAYMENT SYSTEMS	Completed Office	9/18/2023 10/2/2023	0.00	815.00

Items

Description	Part Number	Units	Price	Tax	Shipping	Discount	Total
ACWA Fall Conference		0.00	0.00	0.00	0.00	0.00	815.00
Distributions							
Account Number	Account Name	Project Account Key	Separate Sales Tax	Percent	Dist Amount		
100-5600-52100	Staff Development/Travel			100.00%	815.00		

PO-2118561	Storge Shed Concrete GEO05 - GEORGETOWN PRE-CAST, INC.	Completed Office	9/20/2023 10/4/2023	0.00	1,866.00
------------	---	---------------------	------------------------	------	----------

Items

Description	Part Number	Units	Price	Tax	Shipping	Discount	Total
Concrete for Upper Shed Storage Racks (8		0.00	0.00	116.00	150.00	0.00	1,866.00
Distributions							
Account Number	Account Name	Project Account Key	Separate Sales Tax	Percent	Dist Amount		
111-7100-71100	Capital Expenses	002		100.00%	1,866.00		

PO-2118562	2023/2024 Open P.O. GRA01 - GRAINGER, INC.	Partially Received Office	9/20/2023 10/4/2023	0.00	1,500.00
------------	---	------------------------------	------------------------	------	----------

Items

Description	Part Number	Units	Price	Tax	Shipping	Discount	Total
Treatment Supplies		0.00	0.00	0.00	0.00	0.00	1,500.00
Distributions							
Account Number	Account Name	Project Account Key	Separate Sales Tax	Percent	Dist Amount		
100-5300-51100	Materials & Supplies			100.00%	1,500.00		

PO-2118563	Equipment Rental HER01 - Herc Rentals Inc	Completed Office	10/1/2023 10/3/2023	0.00	23,659.75
------------	--	---------------------	------------------------	------	-----------

Items

Description	Part Number	Units	Price	Tax	Shipping	Discount	Total
5-6 Yard Dump Truck (2-Months)	6596150	0.00	0.00	186.54	250.00	0.00	5,582.54
Distributions							
Account Number	Account Name	Project Account Key	Separate Sales Tax	Percent	Dist Amount		
111-7100-71100	Capital Expenses	801		40.00%	2,233.02		
111-7100-71100	Capital Expenses	8071		60.00%	3,349.52		
20,000lb Mini-Excavator (2-Months)	2401710	0.00	0.00	473.43	250.00	0.00	7,253.43
Distributions							
Account Number	Account Name	Project Account Key	Separate Sales Tax	Percent	Dist Amount		
111-7100-71100	Capital Expenses	801		40.00%	2,901.37		
111-7100-71100	Capital Expenses	8071		60.00%	4,352.06		
24-Inch Compaction Wheel (1-Month)	2904020	0.00	0.00	55.03	0.00	0.00	814.03
Distributions							
Account Number	Account Name	Project Account Key	Separate Sales Tax	Percent	Dist Amount		
111-7100-71100	Capital Expenses	801		40.00%	325.61		
111-7100-71100	Capital Expenses	8071		60.00%	488.42		
90HP Skip Loader (2-Months)	2752200	0.00	0.00	311.75	250.00	0.00	4,861.75
Distributions							
Account Number	Account Name	Project Account Key	Separate Sales Tax	Percent	Dist Amount		
111-7100-71100	Capital Expenses	801		40.00%	1,944.70		
111-7100-71100	Capital Expenses	8071		60.00%	2,917.05		
5-6 Yard Dump - Additional Month		0.00	0.00	188.50	0.00	0.00	2,788.50
Distributions							
Account Number	Account Name	Project Account Key	Separate Sales Tax	Percent	Dist Amount		
111-7100-71100	Capital Expenses	8071		100.00%	2,788.50		
Skiploader		0.00	0.00	159.50	0.00	0.00	2,359.50
Distributions							
Account Number	Account Name	Project Account Key	Separate Sales Tax	Percent	Dist Amount		
111-7100-71100	Capital Expenses	8071		100.00%	2,359.50		

Purchase Order Summary Report

Issued Date Range 07/01/2023 - 06/30/2024

PO Number	Description Vendor	Status Ship To	Issue Date Delivery Date	Trade Discount	Total
PO-2118564	Rental Equipment HOL03 - HOLT OF CALIFORNIA	Completed Office	10/1/2023 10/3/2023	0.00	6,768.91

Items

Description	Part Number	Units	Price	Tax	Shipping	Discount	Total
2,000-Gallon Water Truck(2-Months)		0.00	0.00	433.91	350.00	0.00	6,768.91

Distributions

Account Number	Account Name	Project Account Key	Separate Sales Tax	Percent	Dist Amount
111-7100-71100	Capital Expenses	801		40.00%	2,707.56
111-7100-71100	Capital Expenses	8071		60.00%	4,061.35

Purchase Order Summary Report

Issued Date Range 07/01/2023 - 06/30/2024

PO Number	Description Vendor	Status Ship To	Issue Date Delivery Date	Trade Discount	Total
PO-2118565	Distribution Supplies FER02 - FERGUSON ENTERPRISES INC	Completed Office	9/12/2023 9/26/2023	0.00	24,913.77

Items								
Description	Part Number	Units	Price	Tax	Shipping	Discount	Total	
3 HYMAX 2 FLIP REP COUP 3.46-4.33	K86054008816	6.00	197.17	85.77	0.00	0.00	1,268.79	
Distributions								
Account Number	Account Name	Project Account Key		Separate Sales Tax		Percent	Dist Amount	
100-5400-51100	Materials & Supplies					100.00%	1,268.79	
1X300 250 PSI SIDR 7 NSF	AX21250300	1,200.00	0.82	53.77	0.00	0.00	1,042.57	
Distributions								
Account Number	Account Name	Project Account Key		Separate Sales Tax		Percent	Dist Amount	
100-5400-51100	Materials & Supplies					100.00%	1,042.57	
LF 3/4X1-5/8 MIP STRT MTR COUP	FC38231625NL	140.00	12.02	21.79	0.00	0.00	1,704.59	
Distributions								
Account Number	Account Name	Project Account Key		Separate Sales Tax		Percent	Dist Amount	
100-5400-51100	Materials & Supplies					100.00%	1,704.59	
LF 1 FIP X FIP BALL CURB ST LW	FB11444WNL	36.00	107.17	77.70	0.00	0.00	3,935.82	
Distributions								
Account Number	Account Name	Project Account Key		Separate Sales Tax		Percent	Dist Amount	
100-5400-51100	Materials & Supplies					100.00%	3,935.82	
LF 1X2-5/8 MTR COUP	JE130GKE	60.00	14.00	25.38	0.00	0.00	865.38	
Distributions								
Account Number	Account Name	Project Account Key		Separate Sales Tax		Percent	Dist Amount	
100-5400-51100	Materials & Supplies					100.00%	865.38	
1X3 FC REDI-CLAMP 1.32	S24400013203000	12.00	32.46	28.24	0.00	0.00	417.70	
Distributions								
Account Number	Account Name	Project Account Key		Separate Sales Tax		Percent	Dist Amount	
100-5400-51100	Materials & Supplies					100.00%	417.70	
LF 1 FIP X MTR ANG BV	FBA13444WNL	24.00	119.28	86.48	0.00	0.00	2,949.20	
Distributions								
Account Number	Account Name	Project Account Key		Separate Sales Tax		Percent	Dist Amount	
100-5400-51100	Materials & Supplies					100.00%	2,949.20	
LF 3/4 BRS 125# THRD SWG CHK VLV	PFX31F	60.00	9.52	17.26	0.00	0.00	588.46	
Distributions								
Account Number	Account Name	Project Account Key		Separate Sales Tax		Percent	Dist Amount	
100-5400-51100	Materials & Supplies					100.00%	588.46	
3/4X3 FC REDI-CLAMP 1.05	S24400010503000	12.00	30.18	26.26	0.00	0.00	388.44	
Distributions								
Account Number	Account Name	Project Account Key		Separate Sales Tax		Percent	Dist Amount	
100-5400-51100	Materials & Supplies					100.00%	388.44	
LF 1 BRS 125# THRD SWG CHK VLV	PFX31G	30.00	12.86	23.31	0.00	0.00	409.11	
Distributions								
Account Number	Account Name	Project Account Key		Separate Sales Tax		Percent	Dist Amount	
100-5400-51100	Materials & Supplies					100.00%	409.11	
LF 1 BRS 125# THRD GATE VLV	R206ABG	10.00	24.43	17.71	0.00	0.00	262.01	
Distributions								
Account Number	Account Name	Project Account Key		Separate Sales Tax		Percent	Dist Amount	
100-5400-51100	Materials & Supplies					100.00%	262.01	
LF 1 MIP X PE QJ BALL CORP ST	FFB11014QNL	6.00	96.84	70.21	0.00	0.00	651.25	
Distributions								
Account Number	Account Name	Project Account Key		Separate Sales Tax		Percent	Dist Amount	
100-5400-51100	Materials & Supplies					100.00%	651.25	
1X6 FC REDI-CLAMP 1.32	S24400013206000	6.00	66.25	38.42	0.00	0.00	435.91	
Distributions								
Account Number	Account Name	Project Account Key		Separate Sales Tax		Percent	Dist Amount	
100-5400-51100	Materials & Supplies					100.00%	435.91	
1X3 FC REDI-CLAMP 1.32	S24400013203000	6.00	33.60	14.62	0.00	0.00	216.22	
Distributions								
Account Number	Account Name	Project Account Key		Separate Sales Tax		Percent	Dist Amount	
100-5400-51100	Materials & Supplies					100.00%	216.22	

Purchase Order Summary Report

Issued Date Range 07/01/2023 - 06/30/2024

PO Number	Description	Status	Issue Date				Total
Vendor	Ship To	Delivery Date	Trade Discount				
LF 1 FIP X IPS INSTATITE COUP	MH15456NG	125.00	34.61	37.64	0.00	0.00	4,363.89
Distributions							
Account Number	Account Name	Project Account Key	Separate Sales Tax	Percent	Dist Amount		
100-5400-51100	Materials & Supplies			100.00%	4,363.89		
LF 3/4 BRS 125# THRD GATE VLV	R206ABF	12.00	17.99	32.61	0.00	0.00	248.49
Distributions							
Account Number	Account Name	Project Account Key	Separate Sales Tax	Percent	Dist Amount		
100-5400-51100	Materials & Supplies			100.00%	248.49		
LF 1 MIP X IPS INSTATITE COUP	MH15426NG	125.00	40.97	44.56	0.00	0.00	5,165.94
Distributions							
Account Number	Account Name	Project Account Key	Separate Sales Tax	Percent	Dist Amount		
100-5400-51100	Materials & Supplies			100.00%	5,165.94		
PO-2118566	ACWA Fall Conference - MM	Completed		9/26/2023		0.00	815.00
	ACW02 - ACWA	Office		10/10/2023			
Items							
Description	Part Number	Units	Price	Tax	Shipping	Discount	Total
ACWA Fall Conference Registration - MM		0.00	0.00	0.00	0.00	0.00	815.00
Distributions							
Account Number	Account Name	Project Account Key	Separate Sales Tax	Percent	Dist Amount		
100-5600-51304	Board Training/Travel			100.00%	815.00		
PO-2118567	Spillway repair concrete kits	Completed		9/27/2023		0.00	1,197.43
	ABA01 - ABATRON, INC	Office		10/11/2023			
Items							
Description	Part Number	Units	Price	Tax	Shipping	Discount	Total
Stumpy spillway repair concrete kits		4.00	189.90	55.07	382.76	0.00	1,197.43
Distributions							
Account Number	Account Name	Project Account Key	Separate Sales Tax	Percent	Dist Amount		
100-5100-51100	Materials & Supplies			100.00%	1,197.43		
PO-2118568	Boardroom Camera	Completed		9/28/2023		0.00	1,178.77
	ADT02 - THE ADT SECURITY CORPORATION	Office		10/12/2023			
Items							
Description	Part Number	Units	Price	Tax	Shipping	Discount	Total
Boardroom Camera		0.00	0.00	79.68	0.00	0.00	1,178.77
Distributions							
Account Number	Account Name	Project Account Key	Separate Sales Tax	Percent	Dist Amount		
111-7100-71100	Capital Expenses	002		100.00%	1,178.77		
PO-2118569	WTPO II Recruitment	Outstanding		9/29/2023		0.00	525.28
	GOL04 - GOLD MOUNTAIN CALIFORNIA NEWS MEDIA II	Office		10/13/2023			
Items							
Description	Part Number	Units	Price	Tax	Shipping	Discount	Total
WTPO II Recruitment		1.00	525.28	0.00	0.00	0.00	525.28
Distributions							
Account Number	Account Name	Project Account Key	Separate Sales Tax	Percent	Dist Amount		
100-5600-52107	Other Miscellaneous Expense			100.00%	525.28		
PO-2118570	Unit #17 Maintenance	Completed		9/29/2023		0.00	875.00
	MIC01 - MICAH ABRAHAM CORDERO	Office		10/13/2023			
Items							
Description	Part Number	Units	Price	Tax	Shipping	Discount	Total
Oil and Filter(s) Change		0.00	0.00	0.00	0.00	0.00	875.00
Distributions							
Account Number	Account Name	Project Account Key	Separate Sales Tax	Percent	Dist Amount		
100-5400-51200	Vehicle Maintenance			100.00%	875.00		

Purchase Order Summary Report

Issued Date Range 07/01/2023 - 06/30/2024

PO Number	Description Vendor	Status Ship To	Issue Date Delivery Date	Trade Discount	Total
PO-2118571	Road Repair Gabions REE01 - Reed & Graham Inc	Completed Office	10/2/2023 10/16/2023	0.00	2,323.25

Items							
Description	Part Number	Units	Price	Tax	Shipping	Discount	Total
6'x3'x3' Gabions		10.00	170.00	123.25	500.00	0.00	2,323.25
Distributions							
Account Number	Account Name	Project Account Key	Separate Sales Tax	Percent	Dist Amount		
111-7100-71100	Capital Expenses	5100MOS		100.00%	2,323.25		

PO-2118572	#2 Backing - WO #32 BST01 - BST Services Inc	Completed Office	9/29/2023 10/13/2023	0.00	1,474.69
------------	---	---------------------	-------------------------	------	----------

Items							
Description	Part Number	Units	Price	Tax	Shipping	Discount	Total
#2 Backing for Work Order #32 Repair		2.00	687.50	99.69	0.00	0.00	1,474.69
Distributions							
Account Number	Account Name	Project Account Key	Separate Sales Tax	Percent	Dist Amount		
111-7100-71100	Capital Expenses	5100MOS		100.00%	1,474.69		

PO-2118573	ACWA Fall Conference Registration - A.Brown ACW02 - ACWA	Completed Office	10/3/2023 10/17/2023	0.00	815.00
------------	---	---------------------	-------------------------	------	--------

Items							
Description	Part Number	Units	Price	Tax	Shipping	Discount	Total
ACWA Fall Conference Registration		1.00	815.00	0.00	0.00	0.00	815.00
Distributions							
Account Number	Account Name	Project Account Key	Separate Sales Tax	Percent	Dist Amount		
100-5600-52100	Staff Development/Travel			100.00%	815.00		

PO-2118574	ACWA Conference Lodging A.Brown USB05 - U.S. BANK CORPORATE PAYMENT SYSTEMS	Completed Office	10/3/2023 10/17/2023	0.00	1,450.28
------------	--	---------------------	-------------------------	------	----------

Items							
Description	Part Number	Units	Price	Tax	Shipping	Discount	Total
Lodging		0.00	0.00	180.28	0.00	0.00	1,450.28
Distributions							
Account Number	Account Name	Project Account Key	Separate Sales Tax	Percent	Dist Amount		
100-5600-52100	Staff Development/Travel			100.00%	1,450.28		

PO-2118575	Straw Bales REE01 - Reed & Graham Inc	Completed Office	10/5/2023 10/19/2023	0.00	4,134.00
------------	--	---------------------	-------------------------	------	----------

Items							
Description	Part Number	Units	Price	Tax	Shipping	Discount	Total
Straw Bales Delivered and Unloaded (520)		0.00	0.00	0.00	0.00	0.00	4,134.00
Distributions							
Account Number	Account Name	Project Account Key	Separate Sales Tax	Percent	Dist Amount		
111-7100-71100	Capital Expenses	5100MOS		100.00%	4,134.00		

PO-2118576	Govenment Tax Seminar, LLC GOV02 - GOVERNMENT TAX SEMINARS, LLC	Completed Office	10/11/2023 10/25/2023	0.00	1,150.00
------------	--	---------------------	--------------------------	------	----------

Items							
Description	Part Number	Units	Price	Tax	Shipping	Discount	Total
Annual 2023 Govt Tax Seminar		0.00	0.00	0.00	0.00	0.00	1,150.00
Distributions							
Account Number	Account Name	Project Account Key	Separate Sales Tax	Percent	Dist Amount		
100-5600-52100	Staff Development/Travel			100.00%	1,150.00		

Purchase Order Summary Report

Issued Date Range 07/01/2023 - 06/30/2024

PO Number	Description Vendor	Status Ship To	Issue Date Delivery Date	Trade Discount	Total
PO-2118577	Skip Loader for Road/Gravel Work HER01 - Herc Rentals Inc	Completed Office	10/12/2023 10/26/2023	0.00	6,014.69

Items

Description	Part Number	Units	Price	Tax	Shipping	Discount	Total
Tractor Skiploader 60-90HP 4WD DSL		0.00	0.00	389.69	250.00	0.00	6,014.69

Account Number	Account Name	Project Account Key	Separate Sales Tax	Percent	Dist Amount
111-7100-71100	Capital Expenses	8071		100.00%	6,014.69

PO-2118578	Corregated Pipe LAN01 - LANE ENTERPRISES HOLDINGS, INC	Completed Office	10/12/2023 10/26/2023	0.00	11,687.96
------------	---	---------------------	--------------------------	------	-----------

Items

Description	Part Number	Units	Price	Tax	Shipping	Discount	Total
48" HDPE Bell & Spigot Storm Tite AASHTC		7.00	1,378.35	699.51	1,340.00	0.00	11,687.96

Account Number	Account Name	Project Account Key	Separate Sales Tax	Percent	Dist Amount
111-7100-71100	Capital Expenses	5100MOS		100.00%	11,687.96

PO-2118579	Used Class 5 - Utility Dump RON01 - RON DUPRATT FORD INC	Completed Office	10/12/2023 10/26/2023	0.00	80,045.77
------------	---	---------------------	--------------------------	------	-----------

Items

Description	Part Number	Units	Price	Tax	Shipping	Discount	Total
2019 Ford 550 XLT Dump Body	1FDUF5HT6KEC33426	0.00	0.00	5,411.02	0.00	0.00	80,045.77

Account Number	Account Name	Project Account Key	Separate Sales Tax	Percent	Dist Amount
111-7100-71100	Capital Expenses	8042024		100.00%	80,045.77

PO-2118580	PO for Upper Canal Rock - PSA BST01 - BST Services Inc	Partially Received Office	10/13/2023 10/27/2023	0.00	50,000.00
------------	---	------------------------------	--------------------------	------	-----------

Items

Description	Part Number	Units	Price	Tax	Shipping	Discount	Total
1.5" Drain Rock - First Installment		0.00	0.00	0.00	0.00	0.00	50,000.00

Account Number	Account Name	Project Account Key	Separate Sales Tax	Percent	Dist Amount
111-7100-71100	Capital Expenses	5100MOS		100.00%	50,000.00

PO-2118581	Unit #30 Tires TIRO1 - TIREHUB, LLC	Completed Office	10/17/2023 10/31/2023	0.00	553.41
------------	--	---------------------	--------------------------	------	--------

Items

Description	Part Number	Units	Price	Tax	Shipping	Discount	Total
265/70R17 Goodyear Wrangler Workhous		0.00	0.00	37.41	0.00	0.00	553.41

Account Number	Account Name	Project Account Key	Separate Sales Tax	Percent	Dist Amount
100-5400-51200	Vehicle Maintenance			100.00%	553.41

Purchase Order Summary Report

Issued Date Range 07/01/2023 - 06/30/2024

PO Number	Description Vendor	Status Ship To	Issue Date Delivery Date	Trade Discount	Total
PO-2118582	Unit #11 Repair AUB03 - D.O. NERONDE, INC	Completed Office	10/19/2023 11/2/2023	0.00	2,502.20

Items							
Description	Part Number	Units	Price	Tax	Shipping	Discount	Total
Battery Terminal Kit		1.00	14.04	1.02	0.00	0.00	15.06
Distributions							
Account Number	Account Name	Project Account Key		Separate Sales Tax		Percent	Dist Amount
100-5400-51200	Vehicle Maintenance					100.00%	15.06
Towing		1.00	462.50	0.00	0.00	0.00	462.50
Distributions							
Account Number	Account Name	Project Account Key		Separate Sales Tax		Percent	Dist Amount
100-5400-51200	Vehicle Maintenance					100.00%	462.50
Labor		1.00	689.00	0.00	0.00	0.00	689.00
Distributions							
Account Number	Account Name	Project Account Key		Separate Sales Tax		Percent	Dist Amount
100-5400-51200	Vehicle Maintenance					100.00%	689.00
Fuse Box Assembly		1.00	905.45	65.65	0.00	0.00	971.10
Distributions							
Account Number	Account Name	Project Account Key		Separate Sales Tax		Percent	Dist Amount
100-5400-51200	Vehicle Maintenance					100.00%	971.10
Battery Replacement		2.00	169.95	24.64	0.00	0.00	364.54
Distributions							
Account Number	Account Name	Project Account Key		Separate Sales Tax		Percent	Dist Amount
100-5400-51200	Vehicle Maintenance					100.00%	364.54

PO-2118583	Pipe Job Excavator HER01 - Herc Rentals Inc	Completed Office	10/12/2023 10/26/2023	0.00	6,493.88
------------	--	---------------------	--------------------------	------	----------

Items							
Description	Part Number	Units	Price	Tax	Shipping	Discount	Total
Volvo ECR235		0.00	0.00	155.88	500.00	0.00	6,493.88
Distributions							
Account Number	Account Name	Project Account Key		Separate Sales Tax		Percent	Dist Amount
111-7100-71100	Capital Expenses	801				40.00%	2,597.55
111-7100-71100	Capital Expenses	8071				60.00%	3,896.33

Purchase Order Summary Report

Issued Date Range 07/01/2023 - 06/30/2024

PO Number	Description Vendor	Status Ship To	Issue Date Delivery Date	Trade Discount	Total
PO-2118584	Unit #10 Front End Repair MCD01 - McDaniel's Auto Repair, INC.	Completed Office	10/23/2023 11/6/2023	0.00	1,925.54

Items							
Description	Part Number	Units	Price	Tax	Shipping	Discount	Total
Lower Ball Joints	K500176	2.00	288.00	25.36	0.00	0.00	601.36
Distributions							
Account Number	Account Name	Project Account Key		Separate Sales Tax		Percent	Dist Amount
100-5400-51200	Vehicle Maintenance					100.00%	601.36
Environmental Fee		1.00	5.00	0.00	0.00	0.00	5.00
Distributions							
Account Number	Account Name	Project Account Key		Separate Sales Tax		Percent	Dist Amount
100-5400-51200	Vehicle Maintenance					100.00%	5.00
Labor		1.00	770.00	0.00	0.00	0.00	770.00
Distributions							
Account Number	Account Name	Project Account Key		Separate Sales Tax		Percent	Dist Amount
100-5400-51200	Vehicle Maintenance					100.00%	770.00
Axle Seal	711046	1.00	65.14	4.72	0.00	0.00	69.86
Distributions							
Account Number	Account Name	Project Account Key		Separate Sales Tax		Percent	Dist Amount
100-5400-51200	Vehicle Maintenance					100.00%	69.86
Upper Ball Joints	K500138	2.00	184.86	26.80	0.00	0.00	396.52
Distributions							
Account Number	Account Name	Project Account Key		Separate Sales Tax		Percent	Dist Amount
100-5400-51200	Vehicle Maintenance					100.00%	396.52
Track Bar Bushing	MS25445	1.00	77.20	5.60	0.00	0.00	82.80
Distributions							
Account Number	Account Name	Project Account Key		Separate Sales Tax		Percent	Dist Amount
100-5400-51200	Vehicle Maintenance					100.00%	82.80

PO-2118585	2023/2024 Open P.O. BST01 - BST Services Inc	Partially Received Office	10/24/2023 11/7/2023	0.00	14,478.75
------------	---	------------------------------	-------------------------	------	-----------

Items							
Description	Part Number	Units	Price	Tax	Shipping	Discount	Total
Road Base w/delivery		0.00	0.00	978.75	0.00	0.00	14,478.75
Distributions							
Account Number	Account Name	Project Account Key		Separate Sales Tax		Percent	Dist Amount
100-5400-51100	Materials & Supplies					100.00%	14,478.75

PO-2118586	PO for Upper Canal Rock BST01 - BST Services Inc	Partially Received Office	10/24/2023 11/7/2023	0.00	50,000.00
------------	---	------------------------------	-------------------------	------	-----------

Items							
Description	Part Number	Units	Price	Tax	Shipping	Discount	Total
1.5" Drain Rock - Second Installment		0.00	0.00	0.00	0.00	0.00	50,000.00
Distributions							
Account Number	Account Name	Project Account Key		Separate Sales Tax		Percent	Dist Amount
111-7100-71100	Capital Expenses	8071				100.00%	50,000.00

PO-2118587	Unit #36 Safety Lights SIE10 - SIERRA SAFETY	Completed Office	10/26/2023 11/9/2023	0.00	976.55
------------	---	---------------------	-------------------------	------	--------

Items							
Description	Part Number	Units	Price	Tax	Shipping	Discount	Total
3510A SAE Class I, Surface Mount LED	RTLITEECC3510A	4.00	94.75	27.55	0.00	0.00	406.55
Distributions							
Account Number	Account Name	Project Account Key		Separate Sales Tax		Percent	Dist Amount
111-7100-71100	Capital Expenses	8042024				100.00%	406.55
Labor	MILABOR	6.00	95.00	0.00	0.00	0.00	570.00
Distributions							
Account Number	Account Name	Project Account Key		Separate Sales Tax		Percent	Dist Amount
111-7100-71100	Capital Expenses	8042024				100.00%	570.00

Purchase Order Summary Report

Issued Date Range 07/01/2023 - 06/30/2024

PO Number	Description Vendor	Status Ship To	Issue Date Delivery Date	Trade Discount	Total
PO-2118588	Yard Waste Removal USB05 - U.S. BANK CORPORATE PAYMENT SYSTEMS	Completed Office	11/1/2023 11/15/2023	0.00	4,500.00

Items

Description	Part Number	Units	Price	Tax	Shipping	Discount	Total
Temporary Roll Off Dumpsters		0.00	0.00	0.00	0.00	0.00	4,500.00
Distributions							
Account Number	Account Name	Project Account Key	Separate Sales Tax	Percent	Dist Amount		
111-7100-71100	Capital Expenses	002		100.00%	4,500.00		

PO-2118589	Infrastructure Survey Drone ENT01 - ENTERPRISE UAS, LLC	Completed Office	10/27/2023 11/10/2023	0.00	6,153.39
------------	--	---------------------	--------------------------	------	----------

Items

Description	Part Number	Units	Price	Tax	Shipping	Discount	Total
DJI Mavic 3 Intelligent Battery	S-DJI-M3E-BAT	0.00	0.00	47.78	0.00	0.00	256.78
Distributions							
Account Number	Account Name	Project Account Key	Separate Sales Tax	Percent	Dist Amount		
100-5100-71100	Capital Expenses			100.00%	256.78		
DJI Mavic 3 Enterprise Thermal (Care Basic	S-DJI-M3T-CB	0.00	0.00	398.61	0.00	0.00	5,896.61
Distributions							
Account Number	Account Name	Project Account Key	Separate Sales Tax	Percent	Dist Amount		
100-5100-71100	Capital Expenses			100.00%	5,896.61		

PO-2118590	Water Meters FER02 - FERGUSON ENTERPRISES INC	Completed Office	11/2/2023 11/16/2023	0.00	11,592.29
------------	--	---------------------	-------------------------	------	-----------

Items

Description	Part Number	Units	Price	Tax	Shipping	Discount	Total
1" Mach10 900l		12.00	367.09	319.37	0.00	0.00	4,724.45
Distributions							
Account Number	Account Name	Project Account Key	Separate Sales Tax	Percent	Dist Amount		
100-5400-51100	Materials & Supplies			100.00%	4,724.45		
5/8x3/4 Mach10 R900l		22.00	297.47	323.50	0.00	0.00	6,867.84
Distributions							
Account Number	Account Name	Project Account Key	Separate Sales Tax	Percent	Dist Amount		
100-5400-51100	Materials & Supplies			100.00%	6,867.84		

PO-2118591	Office Generator Repair HOL03 - HOLT OF CALIFORNIA	Completed Office	11/6/2023 11/20/2023	0.00	2,525.93
------------	---	---------------------	-------------------------	------	----------

Items

Description	Part Number	Units	Price	Tax	Shipping	Discount	Total
Troubleshoot and Repair Office Generator		0.00	0.00	0.00	0.00	0.00	2,525.93
Distributions							
Account Number	Account Name	Project Account Key	Separate Sales Tax	Percent	Dist Amount		
100-5600-51202	Building Maintenance			100.00%	2,525.93		

Purchase Order Summary Report

Issued Date Range 07/01/2023 - 06/30/2024

PO Number	Description Vendor	Status Ship To	Issue Date Delivery Date	Trade Discount	Total
PO-2118592	Unit #35 Repair GOL07 - GOLD RUSH CHEVROLET	Completed Office	11/6/2023 11/20/2023	0.00	1,623.95

Items

Description	Part Number	Units	Price	Tax	Shipping	Discount	Total
Glow Plug Rep Trailer Wiring Parts		1.00	572.86	41.53	0.00	0.00	614.39
Distributions							
Account Number	Account Name	Project Account Key		Separate Sales Tax		Percent	Dist Amount
100-5200-51200	Vehicle Maintenance					100.00%	614.39
Discount		1.00	-100.00	0.00	0.00	0.00	-100.00
Distributions							
Account Number	Account Name	Project Account Key		Separate Sales Tax		Percent	Dist Amount
100-5200-51200	Vehicle Maintenance					100.00%	-100.00
Glow Plug Rep Trailer Wiring Labor		1.00	1,109.56	0.00	0.00	0.00	1,109.56
Distributions							
Account Number	Account Name	Project Account Key		Separate Sales Tax		Percent	Dist Amount
100-5200-51200	Vehicle Maintenance					100.00%	1,109.56

PO-2118593	Construction Meter Casing FER02 - FERGUSON ENTERPRISES INC	Completed Office	11/14/2023 11/28/2023	0.00	682.24
------------	---	---------------------	--------------------------	------	--------

Items

Description	Part Number	Units	Price	Tax	Shipping	Discount	Total
Hydrant MTR Maincase Gasket	SP-N8341304	1.00	2.79	0.20	0.00	0.00	2.99
Distributions							
Account Number	Account Name	Project Account Key		Separate Sales Tax		Percent	Dist Amount
100-5400-51100	Materials & Supplies					100.00%	2.99
Hydrant Meter Maincase	SP-N9630002	1.00	633.33	45.92	0.00	0.00	679.25
Distributions							
Account Number	Account Name	Project Account Key		Separate Sales Tax		Percent	Dist Amount
100-5400-51100	Materials & Supplies					100.00%	679.25

PO-2118594	Unit #33 Repair THO03 - THOMPSON AUTO & TRUCK	Completed Office	11/17/2023 12/1/2023	0.00	1,696.20
------------	--	---------------------	-------------------------	------	----------

Items

Description	Part Number	Units	Price	Tax	Shipping	Discount	Total
Integrit		1.00	82.01	6.77	0.00	0.00	88.78
Distributions							
Account Number	Account Name	Project Account Key		Separate Sales Tax		Percent	Dist Amount
100-5200-51200	Vehicle Maintenance					100.00%	88.78
Labor for Check Engine Light Diagnostic		1.00	1,172.82	0.00	0.00	0.00	1,172.82
Distributions							
Account Number	Account Name	Project Account Key		Separate Sales Tax		Percent	Dist Amount
100-5200-51200	Vehicle Maintenance					100.00%	1,172.82
Seal - Vapor Canister		1.00	5.67	0.47	0.00	0.00	6.14
Distributions							
Account Number	Account Name	Project Account Key		Separate Sales Tax		Percent	Dist Amount
100-5200-51200	Vehicle Maintenance					100.00%	6.14
Valve - Purge Control		1.00	53.49	4.40	0.00	0.00	57.89
Distributions							
Account Number	Account Name	Project Account Key		Separate Sales Tax		Percent	Dist Amount
100-5200-51200	Vehicle Maintenance					100.00%	57.89
Filter-Fuel Vapor Canister		1.00	50.62	4.18	0.00	0.00	54.80
Distributions							
Account Number	Account Name	Project Account Key		Separate Sales Tax		Percent	Dist Amount
100-5200-51200	Vehicle Maintenance					100.00%	54.80
Fuel Tank		1.00	291.70	24.07	0.00	0.00	315.77
Distributions							
Account Number	Account Name	Project Account Key		Separate Sales Tax		Percent	Dist Amount
100-5200-51200	Vehicle Maintenance					100.00%	315.77

Purchase Order Summary Report

Issued Date Range 07/01/2023 - 06/30/2024

PO Number	Description	Status	Issue Date	Trade Discount	Total
PO-2118595	WTPOII AD	Outstanding	11/17/2023	0.00	641.52
	GOL04 - GOLD MOUNTAIN CALIFORNIA NEWS MEDIA II	Office	12/1/2023		

Items

Description	Part Number	Units	Price	Tax	Shipping	Discount	Total
WTPO II AD		1.00	641.52	0.00	0.00	0.00	641.52
Distributions							
Account Number	Account Name	Project Account Key	Separate Sales Tax	Percent	Dist Amount		
100-5600-52107	Other Miscellaneous Expense			100.00%	641.52		

PO-2118596	D6 Dozer - Erosion Control and Pipe Installation	Completed	11/17/2023	0.00	7,906.94
	HOL03 - HOLT OF CALIFORNIA	Office	12/1/2023		

Items

Description	Part Number	Units	Price	Tax	Shipping	Discount	Total
Fees		0.00	0.00	0.00	0.00	0.00	600.00
Distributions							
Account Number	Account Name	Project Account Key	Separate Sales Tax	Percent	Dist Amount		
111-7100-71100	Capital Expenses	8081		50.00%	300.00		
111-7100-71100	Capital Expenses	8051		50.00%	300.00		
D6K/D4 Dozer - ~5-weeks		0.00	0.00	493.94	0.00	0.00	7,306.94
Distributions							
Account Number	Account Name	Project Account Key	Separate Sales Tax	Percent	Dist Amount		
111-7100-71100	Capital Expenses	8081		50.00%	3,653.47		
111-7100-71100	Capital Expenses	8051		50.00%	3,653.47		

PO-2118597	John Deere 1000hr Service	Completed	11/14/2023	0.00	4,520.59
	PAP03 - PAPE MACHINERY, INC	Office	11/28/2023		

Items

Description	Part Number	Units	Price	Tax	Shipping	Discount	Total
1000 Hour Preventative Maintenance - 50		0.00	0.00	305.59	0.00	0.00	4,520.59
Distributions							
Account Number	Account Name	Project Account Key	Separate Sales Tax	Percent	Dist Amount		
100-5400-51200	Vehicle Maintenance			100.00%	4,520.59		

PO-2118598	Concrete head wall for pipeline	Completed	12/7/2023	0.00	1,930.50
	GEO05 - GEORGETOWN PRE-CAST, INC.	Office	12/21/2023		

Items

Description	Part Number	Units	Price	Tax	Shipping	Discount	Total
concrete		0.00	0.00	116.00	0.00	0.00	1,716.00
Distributions							
Account Number	Account Name	Project Account Key	Separate Sales Tax	Percent	Dist Amount		
111-7100-71100	Capital Expenses			100.00%	1,716.00		
trucking fee		0.00	0.00	14.50	0.00	0.00	214.50
Distributions							
Account Number	Account Name	Project Account Key	Separate Sales Tax	Percent	Dist Amount		
111-7100-71100	Capital Expenses	8081		100.00%	214.50		

Purchase Order Summary Report

Issued Date Range 07/01/2023 - 06/30/2024

PO Number	Description	Status	Issue Date	Trade Discount	Total
PO-2118599	Vendor Unit #34 Repairs THO03 - THOMPSON AUTO & TRUCK	Ship To Completed Walton Treatment Plant	Delivery Date 12/13/2023 12/27/2023	0.00	2,236.34

Items	Description	Part Number	Units	Price	Tax	Shipping	Discount	Total
	Labor for Leaking Cooler Lines		1.00	867.00	0.00	0.00	0.00	867.00
	Distributions							
	Account Number	Account Name	Project Account Key	Separate Sales Tax		Percent	Dist Amount	
	100-5300-51200	Vehicle Maintenance				100.00%	867.00	
Pipe			1.00	93.10	7.68	0.00	0.00	100.78
	Distributions							
	Account Number	Account Name	Project Account Key	Separate Sales Tax		Percent	Dist Amount	
	100-5300-51200	Vehicle Maintenance				100.00%	100.78	
Pipe			1.00	78.16	6.45	0.00	0.00	84.61
	Distributions							
	Account Number	Account Name	Project Account Key	Separate Sales Tax		Percent	Dist Amount	
	100-5300-51200	Vehicle Maintenance				100.00%	84.61	
Dexron6			1.00	9.60	0.79	0.00	0.00	10.39
	Distributions							
	Account Number	Account Name	Project Account Key	Separate Sales Tax		Percent	Dist Amount	
	100-5300-51200	Vehicle Maintenance				100.00%	10.39	
Sensor			1.00	145.08	11.97	0.00	0.00	157.05
	Distributions							
	Account Number	Account Name	Project Account Key	Separate Sales Tax		Percent	Dist Amount	
	100-5300-51200	Vehicle Maintenance				100.00%	157.05	
	Labor for Check Engine Light Diagnostic		1.00	537.00	0.00	0.00	0.00	537.00
	Distributions							
	Account Number	Account Name	Project Account Key	Separate Sales Tax		Percent	Dist Amount	
	100-5300-51200	Vehicle Maintenance				100.00%	537.00	
	Labor for Engine Belts		1.00	85.00	0.00	0.00	0.00	85.00
	Distributions							
	Account Number	Account Name	Project Account Key	Separate Sales Tax		Percent	Dist Amount	
	100-5300-51200	Vehicle Maintenance				100.00%	85.00	
Belt			1.00	74.48	6.14	0.00	0.00	80.62
	Distributions							
	Account Number	Account Name	Project Account Key	Separate Sales Tax		Percent	Dist Amount	
	100-5300-51200	Vehicle Maintenance				100.00%	80.62	
Parts for Power Steering			1.00	63.96	5.28	0.00	0.00	69.24
	Distributions							
	Account Number	Account Name	Project Account Key	Separate Sales Tax		Percent	Dist Amount	
	100-5300-51200	Vehicle Maintenance				100.00%	69.24	
Belt			1.00	97.05	8.01	0.00	0.00	105.06
	Distributions							
	Account Number	Account Name	Project Account Key	Separate Sales Tax		Percent	Dist Amount	
	100-5300-51200	Vehicle Maintenance				100.00%	105.06	
Filter			1.00	22.37	1.85	0.00	0.00	24.22
	Distributions							
	Account Number	Account Name	Project Account Key	Separate Sales Tax		Percent	Dist Amount	
	100-5300-51200	Vehicle Maintenance				100.00%	24.22	
	Labor for Power Steering		1.00	93.00	0.00	0.00	0.00	93.00
	Distributions							
	Account Number	Account Name	Project Account Key	Separate Sales Tax		Percent	Dist Amount	
	100-5300-51200	Vehicle Maintenance				100.00%	93.00	
	Oil Pressure Sending Unit Screen		1.00	22.37	0.00	0.00	0.00	22.37
	Distributions							
	Account Number	Account Name	Project Account Key	Separate Sales Tax		Percent	Dist Amount	
	100-5300-51200	Vehicle Maintenance				100.00%	22.37	

Purchase Order Summary Report

Issued Date Range 07/01/2023 - 06/30/2024

PO Number	Description	Status	Issue Date	Trade Discount	Total
PO-2118600	Vendor 3032E Tractor Maintenance PAP03 - PAPE MACHINERY, INC	Ship To Completed Office	Delivery Date 12/11/2023 12/25/2023	0.00	3,262.87

Items

Description	Part Number	Units	Price	Tax	Shipping	Discount	Total
3032E Tractor Repair		1.00	3,146.23	116.64	0.00	0.00	3,262.87
Distributions							
Account Number	Account Name	Project Account Key	Separate Sales Tax	Percent	Dist Amount		
200-6100-51200	Vehicle Maintenance			100.00%	3,262.87		

PO-2118601	Marriott Hotel USB05 - U.S. BANK CORPORATE PAYMENT SYSTEMS	Completed Office	12/15/2023 12/29/2023	0.00	954.68
------------	---	---------------------	--------------------------	------	--------

Items

Description	Part Number	Units	Price	Tax	Shipping	Discount	Total
Travel		0.00	0.00	239.43	0.00	0.00	954.68
Distributions							
Account Number	Account Name	Project Account Key	Separate Sales Tax	Percent	Dist Amount		
100-5600-52100	Staff Development/Travel			100.00%	954.68		

PO-2118602	Southwest Airlines USB05 - U.S. BANK CORPORATE PAYMENT SYSTEMS	Completed Office	12/15/2023 12/29/2023	0.00	514.96
------------	---	---------------------	--------------------------	------	--------

Items

Description	Part Number	Units	Price	Tax	Shipping	Discount	Total
travel		0.00	0.00	72.30	0.00	0.00	514.96
Distributions							
Account Number	Account Name	Project Account Key	Separate Sales Tax	Percent	Dist Amount		
100-5600-52100	Staff Development/Travel			100.00%	514.96		

PO-2118603	Embassy Suites USB05 - U.S. BANK CORPORATE PAYMENT SYSTEMS	Completed Office	12/15/2023 12/29/2023	0.00	683.31
------------	---	---------------------	--------------------------	------	--------

Items

Description	Part Number	Units	Price	Tax	Shipping	Discount	Total
Travel Expenses		0.00	0.00	71.64	0.00	0.00	683.31
Distributions							
Account Number	Account Name	Project Account Key	Separate Sales Tax	Percent	Dist Amount		
100-5600-52100	Staff Development/Travel			100.00%	683.31		

PO-2118604	Adjustable work table for Walton TP HOM01 - HOME DEPOT CREDIT SERVICE	Outstanding Walton Treatment Plant	12/13/2023 12/27/2023	0.00	287.43
------------	--	---------------------------------------	--------------------------	------	--------

Items

Description	Part Number	Units	Price	Tax	Shipping	Discount	Total
Adjustable work table for Walton TP		1.00	268.00	19.43	0.00	0.00	287.43
Distributions							
Account Number	Account Name	Project Account Key	Separate Sales Tax	Percent	Dist Amount		
100-5300-51100	Materials & Supplies			100.00%	287.43		

PO-2118605	WTP Asset Tags USB05 - U.S. BANK CORPORATE PAYMENT SYSTEMS	Completed Walton Treatment Plant	12/19/2023 1/2/2024	0.00	531.96
------------	---	-------------------------------------	------------------------	------	--------

Items

Description	Part Number	Units	Price	Tax	Shipping	Discount	Total
FoilGuard Metals Labels - Walton		0.00	0.00	17.98	0.00	0.00	265.98
Distributions							
Account Number	Account Name	Project Account Key	Separate Sales Tax	Percent	Dist Amount		
100-5300-51100	Materials & Supplies			100.00%	265.98		
FoilGuard Metals Labels - Walton		0.00	0.00	17.98	0.00	0.00	265.98
Distributions							
Account Number	Account Name	Project Account Key	Separate Sales Tax	Percent	Dist Amount		
100-5300-51100	Materials & Supplies			100.00%	265.98		

Purchase Order Summary Report

Issued Date Range 07/01/2023 - 06/30/2024

PO Number	Description Vendor	Status Ship To	Issue Date Delivery Date	Trade Discount	Total
PO-2118606	PO for Upper Canal Rock BST01 - BST Services Inc	Partially Received Office	12/13/2023 12/27/2023	0.00	49,165.00

Items

Description	Part Number	Units	Price	Tax	Shipping	Discount	Total
1.5" Drain Rock - 3rd Installment		0.00	0.00	0.00	0.00	0.00	49,165.00
Distributions							
Account Number	Account Name	Project Account Key	Separate Sales Tax		Percent	Dist Amount	
111-7100-71100	Capital Expenses	8071			100.00%	49,165.00	

PO-2118607	Locks HER02 - HERCULES INDUSTRIES, INC.	Completed Office	12/28/2023 1/11/2024	0.00	617.33
------------	--	---------------------	-------------------------	------	--------

Items

Description	Part Number	Units	Price	Tax	Shipping	Discount	Total
Series 800 7/8" SS Shackle GDPUD - 21		50.00	11.19	40.56	0.00	0.00	600.06
Distributions							
Account Number	Account Name	Project Account Key	Separate Sales Tax		Percent	Dist Amount	
100-5400-51100	Materials & Supplies				100.00%	600.06	
Keys		10.00	1.61	1.17	0.00	0.00	17.27
Distributions							
Account Number	Account Name	Project Account Key	Separate Sales Tax		Percent	Dist Amount	
100-5400-51100	Materials & Supplies				100.00%	17.27	

Purchase Order Summary Report

Issued Date Range 07/01/2023 - 06/30/2024

PO Number	Description Vendor	Status Ship To	Issue Date Delivery Date	Trade Discount	Total
PO-2118608	Unit #17 Hub/Brake Repair MIC01 - MICAH ABRAHAM CORDERO	Completed Office	1/10/2024 1/24/2024	0.00	3,083.45

Items							
Description	Part Number	Units	Price	Tax	Shipping	Discount	Total
Hardware Kit		2.00	31.08	4.51	0.00	0.00	66.67
Distributions							
Account Number	Account Name	Project Account Key		Separate Sales Tax		Percent	Dist Amount
100-5400-51200	Vehicle Maintenance					100.00%	66.67
Brake Shoes		4.00	67.62	19.61	0.00	0.00	290.09
Distributions							
Account Number	Account Name	Project Account Key		Separate Sales Tax		Percent	Dist Amount
100-5400-51200	Vehicle Maintenance					100.00%	290.09
Axle Bushings		8.00	2.29	1.33	0.00	0.00	19.65
Distributions							
Account Number	Account Name	Project Account Key		Separate Sales Tax		Percent	Dist Amount
100-5400-51200	Vehicle Maintenance					100.00%	19.65
Studs		8.00	2.19	1.27	0.00	0.00	18.79
Distributions							
Account Number	Account Name	Project Account Key		Separate Sales Tax		Percent	Dist Amount
100-5400-51200	Vehicle Maintenance					100.00%	18.79
1/4 x 1/4 90 fitting		1.00	29.76	0.00	0.00	0.00	29.76
Distributions							
Account Number	Account Name	Project Account Key		Separate Sales Tax		Percent	Dist Amount
100-5400-51200	Vehicle Maintenance					100.00%	29.76
90 fitting primary air tank		1.00	14.31	0.00	0.00	0.00	14.31
Distributions							
Account Number	Account Name	Project Account Key		Separate Sales Tax		Percent	Dist Amount
100-5400-51200	Vehicle Maintenance					100.00%	14.31
Air Tank Drain		1.00	37.24	0.00	0.00	0.00	37.24
Distributions							
Account Number	Account Name	Project Account Key		Separate Sales Tax		Percent	Dist Amount
100-5400-51200	Vehicle Maintenance					100.00%	37.24
Labor (2)		1.00	600.00	0.00	0.00	0.00	600.00
Distributions							
Account Number	Account Name	Project Account Key		Separate Sales Tax		Percent	Dist Amount
100-5400-51200	Vehicle Maintenance					100.00%	600.00
Wheel Seals Rear		2.00	98.22	14.24	0.00	0.00	210.68
Distributions							
Account Number	Account Name	Project Account Key		Separate Sales Tax		Percent	Dist Amount
100-5400-51200	Vehicle Maintenance					100.00%	210.68
Front Hub Oil		2.00	5.42	0.79	0.00	0.00	11.63
Distributions							
Account Number	Account Name	Project Account Key		Separate Sales Tax		Percent	Dist Amount
100-5400-51200	Vehicle Maintenance					100.00%	11.63
Front Wheel Seals		2.00	63.87	9.26	0.00	0.00	137.00
Distributions							
Account Number	Account Name	Project Account Key		Separate Sales Tax		Percent	Dist Amount
100-5400-51200	Vehicle Maintenance					100.00%	137.00
Axle Gasket		2.00	5.55	0.80	0.00	0.00	11.90
Distributions							
Account Number	Account Name	Project Account Key		Separate Sales Tax		Percent	Dist Amount
100-5400-51200	Vehicle Maintenance					100.00%	11.90
Hub Oil		1.00	10.00	0.73	0.00	0.00	10.73
Distributions							
Account Number	Account Name	Project Account Key		Separate Sales Tax		Percent	Dist Amount
100-5400-51200	Vehicle Maintenance					100.00%	10.73
Labor (1)		1.00	1,625.00	0.00	0.00	0.00	1,625.00
Distributions							
Account Number	Account Name	Project Account Key		Separate Sales Tax		Percent	Dist Amount
100-5400-51200	Vehicle Maintenance					100.00%	1,625.00

Purchase Order Summary Report

Issued Date Range 07/01/2023 - 06/30/2024

PO Number	Description Vendor	Status Ship To	Issue Date Delivery Date	Trade Discount	Total
PO-2118609	Tires for unit 34 TIRO1 - TIREHUB, LLC	Completed Office	1/11/2024 1/25/2024	0.00	553.41

Items

Description	Part Number	Units	Price	Tax	Shipping	Discount	Total
4-Goodyear Wrangler 265/70R17 Tires Pai		0.00	0.00	37.41	0.00	0.00	553.41
Distributions							
Account Number	Account Name	Project Account Key	Separate Sales Tax	Percent	Dist Amount		
100-5300-51200	Vehicle Maintenance			100.00%	553.41		

PO-2118610	Truck Fuel System Repair THO03 - THOMPSON AUTO & TRUCK	Completed Office	1/17/2024 1/31/2024	0.00	2,759.14
------------	---	---------------------	------------------------	------	----------

Items

Description	Part Number	Units	Price	Tax	Shipping	Discount	Total
Spark Plugs		1.00	294.60	21.36	0.00	0.00	315.96
Distributions							
Account Number	Account Name	Project Account Key	Separate Sales Tax	Percent	Dist Amount		
100-5200-51200	Vehicle Maintenance			100.00%	315.96		
Fuel Pump		1.00	545.94	100.53	0.00	0.00	646.47
Distributions							
Account Number	Account Name	Project Account Key	Separate Sales Tax	Percent	Dist Amount		
100-5200-51200	Vehicle Maintenance			100.00%	646.47		
Labor		1.00	1,230.00	0.00	0.00	0.00	1,230.00
Distributions							
Account Number	Account Name	Project Account Key	Separate Sales Tax	Percent	Dist Amount		
100-5200-51200	Vehicle Maintenance			100.00%	1,230.00		
Radiator - Coolant		1.00	528.40	38.31	0.00	0.00	566.71
Distributions							
Account Number	Account Name	Project Account Key	Separate Sales Tax	Percent	Dist Amount		
100-5200-51200	Vehicle Maintenance			100.00%	566.71		

Purchase Order Summary Report

Issued Date Range 07/01/2023 - 06/30/2024

PO Number	Description	Status	Issue Date	Trade Discount	Total
PO-2118611	Vendor Distribution Supplies FER02 - FERGUSON ENTERPRISES INC	Ship To Completed Office	Delivery Date 1/22/2024 2/5/2024	0.00	10,391.79

Items	Description	Part Number	Units	Price	Tax	Shipping	Discount	Total
	Valve Box Lid		36.00	31.15	81.30	0.00	0.00	1,202.70
	Distributions							
	Account Number	Account Name	Project Account Key	Separate Sales Tax	Percent	Dist Amount		
	100-5400-51100	Materials & Supplies			100.00%	1,202.70		
	3x4' Flanged DI		1.00	1,123.57	676.30	0.00	0.00	1,799.87
	Distributions							
	Account Number	Account Name	Project Account Key	Separate Sales Tax	Percent	Dist Amount		
	100-5400-51100	Materials & Supplies			100.00%	1,799.87		
	1x3 Clamp		6.00	35.65	15.51	0.00	0.00	229.41
	Distributions							
	Account Number	Account Name	Project Account Key	Separate Sales Tax	Percent	Dist Amount		
	100-5400-51100	Materials & Supplies			100.00%	229.41		
	3/4" Gate Valve Handle		20.00	6.75	9.79	0.00	0.00	144.79
	Distributions							
	Account Number	Account Name	Project Account Key	Separate Sales Tax	Percent	Dist Amount		
	100-5400-51100	Materials & Supplies			100.00%	144.79		
	1x6 Clamp		6.00	61.55	26.77	0.00	0.00	396.07
	Distributions							
	Account Number	Account Name	Project Account Key	Separate Sales Tax	Percent	Dist Amount		
	100-5400-51100	Materials & Supplies			100.00%	396.07		
	Poly Pipe		300.00	0.78	16.97	0.00	0.00	250.97
	Distributions							
	Account Number	Account Name	Project Account Key	Separate Sales Tax	Percent	Dist Amount		
	100-5400-51100	Materials & Supplies			100.00%	250.97		
	6x3 - DI Conc Reducer		1.00	182.92	13.26	0.00	0.00	196.18
	Distributions							
	Account Number	Account Name	Project Account Key	Separate Sales Tax	Percent	Dist Amount		
	100-5400-51100	Materials & Supplies			100.00%	196.18		
	6x4 Flanged DI Pipe		1.00	661.60	47.97	0.00	0.00	709.57
	Distributions							
	Account Number	Account Name	Project Account Key	Separate Sales Tax	Percent	Dist Amount		
	100-5400-51100	Materials & Supplies			100.00%	709.57		
	6" Hymax		1.00	321.66	23.32	0.00	0.00	344.98
	Distributions							
	Account Number	Account Name	Project Account Key	Separate Sales Tax	Percent	Dist Amount		
	100-5400-51100	Materials & Supplies			100.00%	344.98		
	1" Gate Valve Handle		20.00	9.50	13.78	0.00	0.00	203.78
	Distributions							
	Account Number	Account Name	Project Account Key	Separate Sales Tax	Percent	Dist Amount		
	100-5400-51100	Materials & Supplies			100.00%	203.78		
	Valve Box		36.00	48.32	126.12	0.00	0.00	1,865.64
	Distributions							
	Account Number	Account Name	Project Account Key	Separate Sales Tax	Percent	Dist Amount		
	100-5400-51100	Materials & Supplies			100.00%	1,865.64		
	1" ARV		10.00	284.18	206.03	0.00	0.00	3,047.83
	Distributions							
	Account Number	Account Name	Project Account Key	Separate Sales Tax	Percent	Dist Amount		
	111-7100-71100	Capital Expenses	ARV		100.00%	3,047.83		

Purchase Order Summary Report

Issued Date Range 07/01/2023 - 06/30/2024

PO Number	Description Vendor	Status Ship To	Issue Date Delivery Date	Trade Discount	Total
PO-2118612	SWTP BWW Ditch Pump FER02 - FERGUSON ENTERPRISES INC	Completed Office	1/23/2024 2/6/2024	0.00	5,139.37

Items							
Description	Part Number	Units	Price	Tax	Shipping	Discount	Total
R206ABG 1" Gate Valve		1.00	28.79	2.09	0.00	0.00	30.88
Distributions							
Account Number	Account Name	Project Account Key	Separate Sales Tax		Percent	Dist Amount	
100-5300-51100	Materials & Supplies				100.00%	30.88	
AA20090 4" Pump Mount Base		1.00	343.33	24.89	0.00	0.00	368.22
Distributions							
Account Number	Account Name	Project Account Key	Separate Sales Tax		Percent	Dist Amount	
100-5300-51100	Materials & Supplies				100.00%	368.22	
IG4P 4" 45 Elbow		1.00	181.09	13.13	0.00	0.00	194.22
Distributions							
Account Number	Account Name	Project Account Key	Separate Sales Tax		Percent	Dist Amount	
100-5300-51100	Materials & Supplies				100.00%	194.22	
IG9P 4" 90 Elbow		1.00	150.69	10.93	0.00	0.00	161.62
Distributions							
Account Number	Account Name	Project Account Key	Separate Sales Tax		Percent	Dist Amount	
100-5300-51100	Materials & Supplies				100.00%	161.62	
A487295 4" Cent. Pump		1.00	2,404.00	174.29	0.00	0.00	2,578.29
Distributions							
Account Number	Account Name	Project Account Key	Separate Sales Tax		Percent	Dist Amount	
100-5300-51100	Materials & Supplies				100.00%	2,578.29	
CFUP 6" X 4" Companion Flange		1.00	118.33	8.58	0.00	0.00	126.91
Distributions							
Account Number	Account Name	Project Account Key	Separate Sales Tax		Percent	Dist Amount	
100-5300-51100	Materials & Supplies				100.00%	126.91	
IGTPG 4' X 1" Bushing		1.00	45.26	3.28	0.00	0.00	48.54
Distributions							
Account Number	Account Name	Project Account Key	Separate Sales Tax		Percent	Dist Amount	
100-5300-51100	Materials & Supplies				100.00%	48.54	
IGNPCL 4" close nipple		3.00	52.05	11.32	0.00	0.00	167.48
Distributions							
Account Number	Account Name	Project Account Key	Separate Sales Tax		Percent	Dist Amount	
100-5300-51100	Materials & Supplies				100.00%	167.48	
IGNPP 4' X 4" nipple		2.00	62.27	9.03	0.00	0.00	133.57
Distributions							
Account Number	Account Name	Project Account Key	Separate Sales Tax		Percent	Dist Amount	
100-5300-51100	Materials & Supplies				100.00%	133.57	
IGCICFP 4" Companion Flange		1.00	72.24	5.24	0.00	0.00	77.48
Distributions							
Account Number	Account Name	Project Account Key	Separate Sales Tax		Percent	Dist Amount	
100-5300-51100	Materials & Supplies				100.00%	77.48	
WFSCP 4" Wye Strainer		1.00	946.15	68.60	0.00	0.00	1,014.75
Distributions							
Account Number	Account Name	Project Account Key	Separate Sales Tax		Percent	Dist Amount	
100-5300-51100	Materials & Supplies				100.00%	1,014.75	
IGTP 4" Tee		1.00	221.36	16.05	0.00	0.00	237.41
Distributions							
Account Number	Account Name	Project Account Key	Separate Sales Tax		Percent	Dist Amount	
100-5300-51100	Materials & Supplies				100.00%	237.41	

Purchase Order Summary Report

Issued Date Range 07/01/2023 - 06/30/2024

PO Number	Description	Status	Issue Date	Trade Discount	Total
PO-2118613	Rental 5 to 6 yd dump HER01 - Herc Rentals Inc	Completed Office	1/26/2024 2/9/2024	0.00	9,369.58

Items

Description	Part Number	Units	Price	Tax	Shipping	Discount	Total
5 to 6yd dump - 1 month rental		0.00	0.00	599.58	500.00	0.00	9,369.58

Distributions

Account Number	Account Name	Project Account Key	Separate Sales Tax	Percent	Dist Amount
100-5400-51101	Durables/Rentals/Leases			100.00%	9,369.58

Purchase Order Summary Report

Issued Date Range 07/01/2023 - 06/30/2024

PO Number	Description Vendor	Status Ship To	Issue Date Delivery Date	Trade Discount	Total
PO-2118614	Irrigation Supply Shed Rehabilitation DIA01 - DIAMOND PACIFIC - AUBURN	Completed Office	1/26/2024 2/9/2024	0.00	1,544.23

Items	Description	Part Number	Units	Price	Tax	Shipping	Discount	Total
	2x6 20' SPF - 4pcs	200033771	0.00	0.00	10.15	0.00	0.00	150.15
	Distributions							
	Account Number	Account Name	Project Account Key	Separate Sales Tax		Percent	Dist Amount	
	111-7100-71100	Capital Expenses	002			100.00%	150.15	
	Pabco Radiance Cool Pewter Gray Shingle:	200122402	0.00	0.00	15.86	0.00	0.00	234.61
	Distributions							
	Account Number	Account Name	Project Account Key	Separate Sales Tax		Percent	Dist Amount	
	111-7100-71100	Capital Expenses	002			100.00%	234.61	
	10" Ridge Shingles	200112862	0.00	0.00	5.44	0.00	0.00	80.44
	Distributions							
	Account Number	Account Name	Project Account Key	Separate Sales Tax		Percent	Dist Amount	
	111-7100-71100	Capital Expenses	002			100.00%	80.44	
	4x8 23/32 CDX - 2	200032867	0.00	0.00	5.71	0.00	0.00	84.43
	Distributions							
	Account Number	Account Name	Project Account Key	Separate Sales Tax		Percent	Dist Amount	
	111-7100-71100	Capital Expenses	002			100.00%	84.43	
	3/4" Nail - 1 Box		0.00	0.00	1.99	0.00	0.00	29.50
	Distributions							
	Account Number	Account Name	Project Account Key	Separate Sales Tax		Percent	Dist Amount	
	111-7100-71100	Capital Expenses	002			100.00%	29.50	
	Pabco Radiance Cool Pewter Gray Shingle:		0.00	0.00	11.33	0.00	0.00	167.58
	Distributions							
	Account Number	Account Name	Project Account Key	Separate Sales Tax		Percent	Dist Amount	
	111-7100-71100	Capital Expenses	002			100.00%	167.58	
	2x4 92-1/4" DF - 15pc	200033309	0.00	0.00	3.63	0.00	0.00	53.63
	Distributions							
	Account Number	Account Name	Project Account Key	Separate Sales Tax		Percent	Dist Amount	
	111-7100-71100	Capital Expenses	002			100.00%	53.63	
	Fees		0.00	0.00	0.00	0.00	0.00	21.13
	Distributions							
	Account Number	Account Name	Project Account Key	Separate Sales Tax		Percent	Dist Amount	
	111-7100-71100	Capital Expenses	002			100.00%	21.13	
	4x8 19/32 DF	200033492	0.00	0.00	20.53	0.00	0.00	303.67
	Distributions							
	Account Number	Account Name	Project Account Key	Separate Sales Tax		Percent	Dist Amount	
	111-7100-71100	Capital Expenses	002			100.00%	303.67	
	2x4 12' DF - 6pc	200032527	0.00	0.00	2.35	0.00	0.00	34.75
	Distributions							
	Account Number	Account Name	Project Account Key	Separate Sales Tax		Percent	Dist Amount	
	111-7100-71100	Capital Expenses	002			100.00%	34.75	
	2x2 Charcoal Drip Edge - 9ea	200012967	0.00	0.00	3.94	0.00	0.00	58.30
	Distributions							
	Account Number	Account Name	Project Account Key	Separate Sales Tax		Percent	Dist Amount	
	111-7100-71100	Capital Expenses	002			100.00%	58.30	
	4x8 15/32 CDX - 10pc		0.00	0.00	22.04	0.00	0.00	326.04
	Distributions							
	Account Number	Account Name	Project Account Key	Separate Sales Tax		Percent	Dist Amount	
	111-7100-71100	Capital Expenses	002			100.00%	326.04	

Purchase Order Summary Report

Issued Date Range 07/01/2023 - 06/30/2024

PO Number	Description Vendor	Status Ship To	Issue Date Delivery Date	Trade Discount	Total
PO-2118615	CDS Emergency Hydro-Jetting MH-10 KLA03 - Trent Klasna	Completed Office	1/29/2024 2/12/2024	0.00	643.50

Items							
Description	Part Number	Units	Price	Tax	Shipping	Discount	Total
MH-10 hydroflushing		0.00	0.00	43.50	0.00	0.00	643.50
Distributions							
Account Number	Account Name	Project Account Key	Separate Sales Tax	Percent	Dist Amount		
200-6100-51300	Professional Services			100.00%	643.50		

PO-2118616	High Lift Sump Overflow Grate FER02 - FERGUSON ENTERPRISES INC	Completed Office	1/31/2024 2/14/2024	0.00	920.39
------------	---	---------------------	------------------------	------	--------

Items							
Description	Part Number	Units	Price	Tax	Shipping	Discount	Total
D-6120 Grate		1.00	695.00	50.39	175.00	0.00	920.39
Distributions							
Account Number	Account Name	Project Account Key	Separate Sales Tax	Percent	Dist Amount		
100-5300-51100	Materials & Supplies			100.00%	920.39		

PO-2118617	2003 Twamco 15 ton 25ftTilt Deck Trailer IRO01 - IronPlanet, Inc	Completed Office	2/1/2024 2/15/2024	0.00	9,465.00
------------	---	---------------------	-----------------------	------	----------

Items							
Description	Part Number	Units	Price	Tax	Shipping	Discount	Total
2003 Twamco 15 ton 25ftTilt Deck Trailer		0.00	0.00	0.00	0.00	0.00	9,465.00
Distributions							
Account Number	Account Name	Project Account Key	Separate Sales Tax	Percent	Dist Amount		
100-5400-71100	Capital Expenses			33.34%	3,155.00		
100-5100-71100	Capital Expenses			33.33%	3,155.00		
100-5200-71100	Capital Expenses			33.33%	3,155.00		

PO-2118618	Upper Yard Tree Removal DAV01 - Dave's Tree Work & Forest Management, Inc	Completed Office	1/30/2024 2/13/2024	0.00	1,600.00
------------	--	---------------------	------------------------	------	----------

Items							
Description	Part Number	Units	Price	Tax	Shipping	Discount	Total
Labor to Fall 5 Hazardous Pine Trees Uppe		0.00	0.00	0.00	0.00	0.00	1,600.00
Distributions							
Account Number	Account Name	Project Account Key	Separate Sales Tax	Percent	Dist Amount		
100-5600-51300	Professional Services			100.00%	1,600.00		

PO-2118619	Hydro flushing KLA03 - Trent Klasna	Completed Office	2/1/2024 2/15/2024	0.00	1,200.00
------------	--	---------------------	-----------------------	------	----------

Items							
Description	Part Number	Units	Price	Tax	Shipping	Discount	Total
Hydroflush man hole 36		0.00	0.00	0.00	0.00	0.00	1,200.00
Distributions							
Account Number	Account Name	Project Account Key	Separate Sales Tax	Percent	Dist Amount		
200-6100-51300	Professional Services			100.00%	1,200.00		

PO-2118620	Annual John Deere 210L Service PAP03 - PAPE MACHINERY, INC	Completed Office	2/6/2024 2/20/2024	0.00	1,814.00
------------	---	---------------------	-----------------------	------	----------

Items							
Description	Part Number	Units	Price	Tax	Shipping	Discount	Total
500 hr service john deere 210L		0.00	0.00	0.00	0.00	0.00	1,814.00
Distributions							
Account Number	Account Name	Project Account Key	Separate Sales Tax	Percent	Dist Amount		
100-5400-51200	Vehicle Maintenance			50.00%	907.00		
100-5200-51200	Vehicle Maintenance			25.00%	453.50		
100-5100-51200	Vehicle Maintenance			25.00%	453.50		

Purchase Order Summary Report

Issued Date Range 07/01/2023 - 06/30/2024

PO Number	Description Vendor	Status Ship To	Issue Date Delivery Date	Trade Discount	Total
PO-2118621	Main Building HVAC Replacement COU01 - Country Air Conditioning, Inc	Completed Office	2/7/2024 2/21/2024	0.00	7,950.00

Items

Description	Part Number	Units	Price	Tax	Shipping	Discount	Total
3 Ton 3 Phase Day&Night	IPGD436060H002K	0.00	0.00	0.00	0.00	0.00	7,950.00

Distributions

Account Number	Account Name	Project Account Key	Separate Sales Tax	Percent	Dist Amount
100-5600-51202	Building Maintenance			100.00%	7,950.00

PO-2118622	Water rights WES08 - WESTERN HYDROLOGICS, LLP	Completed Office	2/7/2024 2/21/2024	0.00	8,188.60
------------	--	---------------------	-----------------------	------	----------

Items

Description	Part Number	Units	Price	Tax	Shipping	Discount	Total
January 2024 Gaging & Water Rights Annu		0.00	0.00	0.00	0.00	0.00	8,188.60

Distributions

Account Number	Account Name	Project Account Key	Separate Sales Tax	Percent	Dist Amount
100-5100-51300	Professional Services			100.00%	8,188.60

Purchase Order Summary Report

Issued Date Range 07/01/2023 - 06/30/2024

PO Number	Description Vendor	Status Ship To	Issue Date Delivery Date	Trade Discount	Total
PO-2118623	CalFire - Compact Excavator w/mulching head VOL01 - Saba Holding Co, LLC	Partially Received Office	2/8/2024 2/22/2024	0.00	157,261.34

Items								
Description	Part Number	Units	Price	Tax	Shipping	Discount	Total	
Quick Hitch 36" Ditching Bucket w/Bolt on		0.00	0.00	145.00	0.00	0.00	2,145.00	
Distributions								
Account Number	Account Name	Project Account Key	Separate Sales Tax		Percent	Dist Amount		
111-7100-71100	Capital Expenses	8199			100.00%	2,145.00		
Hydraulic Thumb		0.00	0.00	239.25	0.00	0.00	3,539.25	
Distributions								
Account Number	Account Name	Project Account Key	Separate Sales Tax		Percent	Dist Amount		
111-7100-71100	Capital Expenses	8199			100.00%	3,539.25		
Pre-Delivery Insepection		0.00	0.00	0.00	0.00	0.00	550.00	
Distributions								
Account Number	Account Name	Project Account Key	Separate Sales Tax		Percent	Dist Amount		
111-7100-71100	Capital Expenses	8199			100.00%	550.00		
Quick Hitch 24" Bucket w/Teeth		0.00	0.00	76.13	0.00	0.00	1,126.13	
Distributions								
Account Number	Account Name	Project Account Key	Separate Sales Tax		Percent	Dist Amount		
111-7100-71100	Capital Expenses	8199			100.00%	1,126.13		
Install Coupler, Mulcer and Thumb		0.00	0.00	0.00	0.00	0.00	3,995.00	
Distributions								
Account Number	Account Name	Project Account Key	Separate Sales Tax		Percent	Dist Amount		
111-7100-71100	Capital Expenses	8199			100.00%	3,995.00		
Lofness BattleAx 51BX20P54B H 41" Mulcl 51BX20P54B H		0.00	0.00	1,594.64	0.00	0.00	23,589.64	
Distributions								
Account Number	Account Name	Project Account Key	Separate Sales Tax		Percent	Dist Amount		
111-7100-71100	Capital Expenses	8198			100.00%	23,589.64		
Quick Hitch Coupler		0.00	0.00	71.78	0.00	0.00	1,061.78	
Distributions								
Account Number	Account Name	Project Account Key	Separate Sales Tax		Percent	Dist Amount		
111-7100-71100	Capital Expenses	8199			100.00%	1,061.78		
Volvo ECR88D Compact Excavator SN 218 ECR88D		0.00	0.00	8,200.27	1,025.00	0.00	122,332.40	
Distributions								
Account Number	Account Name	Project Account Key	Separate Sales Tax		Percent	Dist Amount		
111-7100-71100	Capital Expenses	8199			100.00%	122,332.40		
New Customer Discount		0.00	0.00	-145.00	0.00	0.00	-2,145.00	
Distributions								
Account Number	Account Name	Project Account Key	Separate Sales Tax		Percent	Dist Amount		
111-7100-71100	Capital Expenses	8199			100.00%	-2,145.00		
Quick Hitch 18" Bucket w/Teeth		0.00	0.00	72.14	0.00	0.00	1,067.14	
Distributions								
Account Number	Account Name	Project Account Key	Separate Sales Tax		Percent	Dist Amount		
111-7100-71100	Capital Expenses	8199			100.00%	1,067.14		

Purchase Order Summary Report

Issued Date Range 07/01/2023 - 06/30/2024

PO Number	Description Vendor	Status Ship To	Issue Date Delivery Date	Trade Discount	Total
PO-2118624	CalFire - Compact Tracked Loader w/mulching head PAPO3 - PAPE MACHINERY, INC	Completed Office	2/8/2024 2/22/2024	0.00	155,617.20

Items

Description	Part Number	Units	Price	Tax	Shipping	Discount	Total
60" - Mulching Head (MH60D)	MH60D	0.00	0.00	2,163.55	0.00	0.00	32,005.55
Distributions							
Account Number	Account Name	Project Account Key	Separate Sales Tax		Percent	Dist Amount	
111-7100-71100	Capital Expenses	8198			100.00%	32,005.55	
John Deere - Compact Tracked Loader 333 333G		0.00	0.00	6,759.24	0.00	0.00	99,990.14
Distributions							
Account Number	Account Name	Project Account Key	Separate Sales Tax		Percent	Dist Amount	
111-7100-71100	Capital Expenses	8197			100.00%	99,990.14	
Freight, Dealer PDI, Forestry Kit, HD Wind		0.00	0.00	1,596.79	0.00	0.00	23,621.51
Distributions							
Account Number	Account Name	Project Account Key	Separate Sales Tax		Percent	Dist Amount	
111-7100-71100	Capital Expenses	8197			100.00%	23,621.51	

PO-2118625	Unit #2 Maintenance FOL01 - Folsom Lake Ford, Inc.	Completed Office	2/14/2024 2/28/2024	0.00	4,050.79
------------	---	---------------------	------------------------	------	----------

Items

Description	Part Number	Units	Price	Tax	Shipping	Discount	Total
Labor		1.00	1,852.50	0.00	0.00	0.00	1,852.50
Distributions							
Account Number	Account Name	Project Account Key	Separate Sales Tax		Percent	Dist Amount	
100-5100-51200	Vehicle Maintenance				100.00%	1,852.50	
Repair Front Seat - Lower Seat Frame/Cus		1.00	1,502.00	146.09	0.00	0.00	1,648.09
Distributions							
Account Number	Account Name	Project Account Key	Separate Sales Tax		Percent	Dist Amount	
100-5100-51200	Vehicle Maintenance				100.00%	1,648.09	
Wiper Switch		1.00	101.00	7.32	0.00	0.00	108.32
Distributions							
Account Number	Account Name	Project Account Key	Separate Sales Tax		Percent	Dist Amount	
100-5100-51200	Vehicle Maintenance				100.00%	108.32	
Replace Skid Plate		1.00	132.00	9.57	0.00	0.00	141.57
Distributions							
Account Number	Account Name	Project Account Key	Separate Sales Tax		Percent	Dist Amount	
100-5100-51200	Vehicle Maintenance				100.00%	141.57	
Extra Keys		1.00	190.00	13.78	0.00	0.00	203.78
Distributions							
Account Number	Account Name	Project Account Key	Separate Sales Tax		Percent	Dist Amount	
100-5100-51200	Vehicle Maintenance				100.00%	203.78	
Driver Side Door Latch and Latch Rod		1.00	90.00	6.53	0.00	0.00	96.53
Distributions							
Account Number	Account Name	Project Account Key	Separate Sales Tax		Percent	Dist Amount	
100-5100-51200	Vehicle Maintenance				100.00%	96.53	

PO-2118626	Prominent Chemical Injection Pump Rebuild Kits UFT01 - United Flow Technologies HoldCo, LLC	Voided Office	2/15/2024 2/29/2024	0.00	1,051.05
------------	--	------------------	------------------------	------	----------

Items

Description	Part Number	Units	Price	Tax	Shipping	Discount	Total
Chemical Pump Parts Plus Shipping		4.00	245.00	71.05	0.00	0.00	1,051.05
Distributions							
Account Number	Account Name	Project Account Key	Separate Sales Tax		Percent	Dist Amount	
100-5300-51100	Materials & Supplies				100.00%	1,051.05	

Purchase Order Summary Report

Issued Date Range 07/01/2023 - 06/30/2024

PO Number	Description Vendor	Status Ship To	Issue Date Delivery Date	Trade Discount	Total
PO-2118627	Microsoft Online Services USB05 - U.S. BANK CORPORATE PAYMENT SYSTEMS	Completed Office	2/15/2024 2/29/2024	0.00	725.53

Items

Description	Part Number	Units	Price	Tax	Shipping	Discount	Total
Microsoft 365 annual licenses		1.00	725.53	0.00	0.00	0.00	725.53
Distributions							
Account Number	Account Name	Project Account Key	Separate Sales Tax	Percent	Dist Amount		
100-5600-51104	Software/Licenses			100.00%	725.53		

PO-2118628	Rental Dump HER01 - Herc Rentals Inc	Completed Office	2/15/2024 2/29/2024	0.00	858.00
------------	---	---------------------	------------------------	------	--------

Items

Description	Part Number	Units	Price	Tax	Shipping	Discount	Total
12-14 Yard Rental dump Truck		0.00	0.00	58.00	0.00	0.00	858.00
Distributions							
Account Number	Account Name	Project Account Key	Separate Sales Tax	Percent	Dist Amount		
100-5400-51201	Vehicle Operating - Fuel			100.00%	858.00		

PO-2118629	Replacement pH sensors for Walton Lake T.P. HAC01 - Hach Company	Completed Office	2/20/2024 3/5/2024	0.00	3,207.42
------------	---	---------------------	-----------------------	------	----------

Items

Description	Part Number	Units	Price	Tax	Shipping	Discount	Total
DPD1P1 pH sc Digital pH Sensor		0.00	0.00	216.82	0.00	0.00	3,207.42
Distributions							
Account Number	Account Name	Project Account Key	Separate Sales Tax	Percent	Dist Amount		
100-5300-51100	Materials & Supplies			100.00%	3,207.42		

PO-2118630	Unit #11 Tools FER02 - FERGUSON ENTERPRISES INC	Completed Office	2/23/2024 3/8/2024	0.00	857.99
------------	--	---------------------	-----------------------	------	--------

Items

Description	Part Number	Units	Price	Tax	Shipping	Discount	Total
Powertools for Unit #11		0.00	0.00	58.00	0.00	0.00	857.99
Distributions							
Account Number	Account Name	Project Account Key	Separate Sales Tax	Percent	Dist Amount		
100-5100-51100	Materials & Supplies			25.00%	214.49		
100-5200-51100	Materials & Supplies			25.00%	214.50		
100-5600-51100	Materials & Supplies			25.00%	214.50		
100-5400-51100	Materials & Supplies			25.00%	214.50		

Purchase Order Summary Report

Issued Date Range 07/01/2023 - 06/30/2024

PO Number	Description Vendor	Status Ship To	Issue Date Delivery Date	Trade Discount	Total
PO-2118631	Parts for SWTP BWW Tank Drain pump Replacement FER02 - FERGUSON ENTERPRISES INC	Completed Office	2/23/2024 3/8/2024	0.00	734.28

Items							
Description	Part Number	Units	Price	Tax	Shipping	Discount	Total
4X5 NIP IGNS		1.00	62.05	4.50	0.00	0.00	66.55
Distributions							
Account Number	Account Name	Project Account Key		Separate Sales Tax		Percent	Dist Amount
100-5300-51100	Materials & Supplies					100.00%	66.55
4X4 NIP IGNSP		1.00	62.27	4.51	0.00	0.00	66.78
Distributions							
Account Number	Account Name	Project Account Key		Separate Sales Tax		Percent	Dist Amount
100-5300-51100	Materials & Supplies					100.00%	66.78
4" Gal elbow IG4P		2.00	181.09	26.26	0.00	0.00	388.44
Distributions							
Account Number	Account Name	Project Account Key		Separate Sales Tax		Percent	Dist Amount
100-5300-51100	Materials & Supplies					100.00%	388.44
4XClose NIP IGNSPCL		1.00	52.05	3.77	0.00	0.00	55.82
Distributions							
Account Number	Account Name	Project Account Key		Separate Sales Tax		Percent	Dist Amount
100-5300-51100	Materials & Supplies					100.00%	55.82
4X6 NIP IGNSPU		2.00	73.05	10.59	0.00	0.00	156.69
Distributions							
Account Number	Account Name	Project Account Key		Separate Sales Tax		Percent	Dist Amount
100-5300-51100	Materials & Supplies					100.00%	156.69

PO-2118632	Sandbags for raw water SAC03 - SACRAMENTO BAG MFG. CO.	Completed Office	2/26/2024 3/11/2024	0.00	1,823.25
------------	---	---------------------	------------------------	------	----------

Items							
Description	Part Number	Units	Price	Tax	Shipping	Discount	Total
9 oz. 18X30 Burlap Sandbags		2,000.00	0.85	123.25	0.00	0.00	1,823.25
Distributions							
Account Number	Account Name	Project Account Key		Separate Sales Tax		Percent	Dist Amount
100-5200-51100	Materials & Supplies					100.00%	1,823.25

PO-2118633	Chemical Pump Parts Kit TWA01 - TW Associates LLC	Completed Office	2/29/2024 3/14/2024	0.00	1,093.67
------------	--	---------------------	------------------------	------	----------

Items							
Description	Part Number	Units	Price	Tax	Shipping	Discount	Total
Prominent spare parts kit	1001663	4.00	245.00	71.05	42.62	0.00	1,093.67
Distributions							
Account Number	Account Name	Project Account Key		Separate Sales Tax		Percent	Dist Amount
100-5300-51100	Materials & Supplies					100.00%	1,093.67

PO-2118634	Hazardous Tree Removal - SDD Ditch DAV01 - Dave's Tree Work & Forest Management, Inc	Completed Office	2/29/2024 3/14/2024	0.00	2,800.00
------------	---	---------------------	------------------------	------	----------

Items							
Description	Part Number	Units	Price	Tax	Shipping	Discount	Total
Hazard Tree Removal - SDD ditch		0.00	0.00	0.00	0.00	0.00	2,800.00
Distributions							
Account Number	Account Name	Project Account Key		Separate Sales Tax		Percent	Dist Amount
100-5200-51300	Professional Services					100.00%	2,800.00

Purchase Order Summary Report

Issued Date Range 07/01/2023 - 06/30/2024

PO Number	Description	Status	Issue Date	Trade Discount	Total
PO-2118635	MVendor MPower POLI 4 Gas Meter ENV01 - ENVIRO TECH SERVICES COMPANY, INC.	Ship To Completed Office	Delivery Date 3/5/2024 3/19/2024	0.00	3,887.39

Items	Description	Part Number	Units	Price	Tax	Shipping	Discount	Total
	O2 Sensor		0.00	0.00	15.66	0.00	0.00	231.66
	Distributions							
	Account Number	Account Name	Project Account Key	Separate Sales Tax		Percent	Dist Amount	
	100-5300-71100	Capital Expenses				50.00%	115.83	
	100-5400-71100	Capital Expenses				50.00%	115.83	
	H2S Sensor		0.00	0.00	14.21	0.00	0.00	210.21
	Distributions							
	Account Number	Account Name	Project Account Key	Separate Sales Tax		Percent	Dist Amount	
	100-5400-71100	Capital Expenses				50.00%	105.11	
	100-5300-71100	Capital Expenses				50.00%	105.10	
	MPower POLI 4 Gas Meter Pumped - Met		0.00	0.00	84.10	80.00	0.00	1,324.10
	Distributions							
	Account Number	Account Name	Project Account Key	Separate Sales Tax		Percent	Dist Amount	
	100-5400-71100	Capital Expenses				50.00%	662.05	
	100-5300-71100	Capital Expenses				50.00%	662.05	
	LEL Sensor		0.00	0.00	15.66	0.00	0.00	231.66
	Distributions							
	Account Number	Account Name	Project Account Key	Separate Sales Tax		Percent	Dist Amount	
	100-5400-71100	Capital Expenses				50.00%	115.83	
	100-5300-71100	Capital Expenses				50.00%	115.83	
	4 Gas Calibration Cylinder		0.00	0.00	28.86	0.00	0.00	426.86
	Distributions							
	Account Number	Account Name	Project Account Key	Separate Sales Tax		Percent	Dist Amount	
	100-5300-71100	Capital Expenses				50.00%	213.43	
	100-5400-71100	Capital Expenses				50.00%	213.43	
	CO Sensor		0.00	0.00	14.21	0.00	0.00	210.21
	Distributions							
	Account Number	Account Name	Project Account Key	Separate Sales Tax		Percent	Dist Amount	
	100-5300-71100	Capital Expenses				50.00%	105.10	
	100-5400-71100	Capital Expenses				50.00%	105.11	
	Regulator for Gas Cylinder		0.00	0.00	15.81	0.00	0.00	233.81
	Distributions							
	Account Number	Account Name	Project Account Key	Separate Sales Tax		Percent	Dist Amount	
	100-5400-71100	Capital Expenses				50.00%	116.91	
	100-5300-71100	Capital Expenses				50.00%	116.90	
	Hard Carrying Case w/charger, probe, acc		0.00	0.00	68.88	0.00	0.00	1,018.88
	Distributions							
	Account Number	Account Name	Project Account Key	Separate Sales Tax		Percent	Dist Amount	
	100-5300-71100	Capital Expenses				50.00%	509.44	
	100-5400-71100	Capital Expenses				50.00%	509.44	

Purchase Order Summary Report

Issued Date Range 07/01/2023 - 06/30/2024

PO Number	Description Vendor	Status Ship To	Issue Date Delivery Date	Trade Discount	Total
PO-2118636	Installation Supplies for Master Meter Install FER02 - FERGUSON ENTERPRISES INC	Completed Office	3/5/2024 3/19/2024	0.00	18,180.83

Items								
Description	Part Number	Units	Price	Tax	Shipping	Discount	Total	
6X4' FLGxFLG DI SPL	FFPUP	4.00	661.60	191.86	0.00	0.00	2,838.26	
Distributions								
Account Number	Account Name	Project Account Key	Separate Sales Tax		Percent	Dist Amount		
111-7100-71100	Capital Expenses	MM			100.00%	2,838.26		
6 hymax 2 Rep Coup 6.42-7.68 Sotck	K86054016316	8.00	321.66	186.56	0.00	0.00	2,759.84	
Distributions								
Account Number	Account Name	Project Account Key	Separate Sales Tax		Percent	Dist Amount		
111-7100-71100	Capital Expenses	MM			100.00%	2,759.84		
10" x4' FLGxFLG DI SPL	FFP10P	2.00	1,257.51	182.34	0.00	0.00	2,697.35	
Distributions								
Account Number	Account Name	Project Account Key	Separate Sales Tax		Percent	Dist Amount		
111-7100-71100	Capital Expenses	MM			100.00%	2,697.35		
12" Hymax (12.40-13.66)	K86054031516	2.00	631.10	91.51	0.00	0.00	1,353.71	
Distributions								
Account Number	Account Name	Project Account Key	Separate Sales Tax		Percent	Dist Amount		
111-7100-71100	Capital Expenses	MM			100.00%	1,353.71		
12"x4' FLGXFLG DI SPL	FFP12P	1.00	1,618.13	117.31	0.00	0.00	1,735.44	
Distributions								
Account Number	Account Name	Project Account Key	Separate Sales Tax		Percent	Dist Amount		
111-7100-71100	Capital Expenses	MM			100.00%	1,735.44		
10" nut/blt set	fnwnbsz110	4.00	27.33	7.93	0.00	0.00	117.26	
Distributions								
Account Number	Account Name	Project Account Key	Separate Sales Tax		Percent	Dist Amount		
111-7100-71100	Capital Expenses	MM			100.00%	117.26		
10 star tite sbr ging gskt	sfah410rg	4.00	15.43	4.47	0.00	0.00	66.18	
Distributions								
Account Number	Account Name	Project Account Key	Separate Sales Tax		Percent	Dist Amount		
111-7100-71100	Capital Expenses	MM			100.00%	66.18		
6zn nut blt set	fnwnbsz1u	8.00	9.40	5.45	0.00	0.00	80.65	
Distributions								
Account Number	Account Name	Project Account Key	Separate Sales Tax		Percent	Dist Amount		
111-7100-71100	Capital Expenses	MM			100.00%	80.65		
8" ring gskt	sfah408rg	2.00	11.32	1.64	0.00	0.00	24.28	
Distributions								
Account Number	Account Name	Project Account Key	Separate Sales Tax		Percent	Dist Amount		
111-7100-71100	Capital Expenses	MM			100.00%	24.28		
8x4' FLGXFLG CL BT DI SPL	FFPXP	1.00	996.08	72.22	0.00	0.00	1,068.30	
Distributions								
Account Number	Account Name	Project Account Key	Separate Sales Tax		Percent	Dist Amount		
111-7100-71100	Capital Expenses	MM			100.00%	1,068.30		
12"nut/blt set	fnwnbsz112	2.00	32.84	4.76	0.00	0.00	70.44	
Distributions								
Account Number	Account Name	Project Account Key	Separate Sales Tax		Percent	Dist Amount		
111-7100-71100	Capital Expenses	MM			100.00%	70.44		
12"gskt	sfah412rg	2.00	24.18	3.51	0.00	0.00	51.87	
Distributions								
Account Number	Account Name	Project Account Key	Separate Sales Tax		Percent	Dist Amount		
111-7100-71100	Capital Expenses	MM			100.00%	51.87		
8" Hymax (8.54-9.84)	K86054021716	2.00	346.10	50.19	0.00	0.00	742.39	
Distributions								
Account Number	Account Name	Project Account Key	Separate Sales Tax		Percent	Dist Amount		
111-7100-71100	Capital Expenses	MM			100.00%	742.39		
8"nut/blt set	fnwnbsz1x	2.00	9.76	1.42	0.00	0.00	20.94	
Distributions								
Account Number	Account Name	Project Account Key	Separate Sales Tax		Percent	Dist Amount		
111-7100-71100	Capital Expenses	MM			100.00%	20.94		

Purchase Order Summary Report

Issued Date Range 07/01/2023 - 06/30/2024

PO Number	Description Vendor	Status Ship To	Issue Date Delivery Date	Trade Discount	Total			
	Meter Box CB16BOX	30.00	47.30 102.88	0.00	1,521.88			
	Distributions							
	Account Number	Account Name	Project Account Key	Separate Sales Tax	Percent	Dist Amount		
	111-7100-71100	Capital Expenses	MM		100.00%	1,521.88		
10"	Hymax (10.70-12.00)	K86054027216	4.00	570.35 165.40	0.00	2,446.79		
	Distributions							
	Account Number	Account Name	Project Account Key	Separate Sales Tax	Percent	Dist Amount		
	111-7100-71100	Capital Expenses	MM		100.00%	2,446.79		
N16	Lids with Neptune Probe	SP-C1020625	10.00	48.15 34.91	0.00	516.41		
	Distributions							
	Account Number	Account Name	Project Account Key	Separate Sales Tax	Percent	Dist Amount		
	111-7100-71100	Capital Expenses	MM		100.00%	516.41		
6 star	tite sbr ring gskt	SFAH406RG	8.00	8.02 4.65	0.00	68.84		
	Distributions							
	Account Number	Account Name	Project Account Key	Separate Sales Tax	Percent	Dist Amount		
	111-7100-71100	Capital Expenses	MM		100.00%	68.84		
PO-2118637	February Gaging WES08 - WESTERN HYDROLOGICS, LLP	Completed Office	3/6/2024 3/20/2024	0.00	4,610.60			
	Items							
	Description	Part Number	Units	Price	Tax	Shipping	Discount	Total
	February Gaging		0.00	0.00	0.00	0.00	0.00	4,610.60
	Distributions							
	Account Number	Account Name	Project Account Key	Separate Sales Tax	Percent	Dist Amount		
	100-5100-51300	Professional Services			100.00%	4,610.60		
PO-2118638	Hydro flush Man Hole 10 Clog KLA03 - Trent Klasna	Completed Office	3/6/2024 3/20/2024	0.00	643.50			
	Items							
	Description	Part Number	Units	Price	Tax	Shipping	Discount	Total
	Hydro-Flush Man Hole 10 Clog		0.00	0.00	43.50	0.00	0.00	643.50
	Distributions							
	Account Number	Account Name	Project Account Key	Separate Sales Tax	Percent	Dist Amount		
	200-6100-51300	Professional Services			100.00%	643.50		
PO-2118639	Sewer Line Replacement Clog at Man Hole 10 CRO03 - Robin Crowton	Completed Office	3/7/2024 3/21/2024	0.00	8,580.00			
	Items							
	Description	Part Number	Units	Price	Tax	Shipping	Discount	Total
	Sewer Line replacement at manhole 10		0.00	0.00	580.00	0.00	0.00	8,580.00
	Distributions							
	Account Number	Account Name	Project Account Key	Separate Sales Tax	Percent	Dist Amount		
	200-6100-51300	Professional Services			100.00%	8,580.00		
PO-2118640	Laser printer and ink for GM office USB05 - U.S. BANK CORPORATE PAYMENT SYSTEMS	Completed Office	3/7/2024 3/21/2024	0.00	653.13			
	Items							
	Description	Part Number	Units	Price	Tax	Shipping	Discount	Total
	Laser printer for GM office		0.00	0.00	31.10	0.00	0.00	460.10
	Distributions							
	Account Number	Account Name	Project Account Key	Separate Sales Tax	Percent	Dist Amount		
	100-5600-51100	Materials & Supplies			100.00%	460.10		
ink			1.00	179.98	13.05	0.00	0.00	193.03
	Distributions							
	Account Number	Account Name	Project Account Key	Separate Sales Tax	Percent	Dist Amount		
	100-5600-51102	Office Supplies			100.00%	193.03		

Purchase Order Summary Report

Issued Date Range 07/01/2023 - 06/30/2024

PO Number	Description Vendor	Status Ship To	Issue Date Delivery Date	Trade Discount	Total
PO-2118641	Equipment Storage Shed MUR01 - MURRAY SHEDS INC	Completed Office	3/5/2024 3/19/2024	0.00	12,573.99

Items							
Description	Part Number	Units	Price	Tax	Shipping	Discount	Total
23x31 Shed for CalFire Grant Equipment		0.00	0.00	849.99	0.00	0.00	12,573.99
Distributions							
Account Number	Account Name	Project Account Key	Separate Sales Tax	Percent	Dist Amount		
111-7100-71100	Capital Expenses	002		100.00%	12,573.99		

PO-2118642	Office Fence Repair KAL01 - Kirk Lovejoy	Completed Office	3/5/2024 3/19/2024	0.00	9,900.00
------------	---	---------------------	-----------------------	------	----------

Items							
Description	Part Number	Units	Price	Tax	Shipping	Discount	Total
Fence Rehabilitation		0.00	0.00	0.00	0.00	0.00	9,900.00
Distributions							
Account Number	Account Name	Project Account Key	Separate Sales Tax	Percent	Dist Amount		
111-7100-71100	Capital Expenses	002		100.00%	9,900.00		

PO-2118643	Inspection of Buckeye Raw Water Valve B&K01 - B&K VALVES & EQUIPMENT, INC	Completed Office	3/7/2024 3/21/2024	0.00	4,200.00
------------	--	---------------------	-----------------------	------	----------

Items							
Description	Part Number	Units	Price	Tax	Shipping	Discount	Total
Inspection of Buckeye Hydro Valve for Rep		0.00	0.00	0.00	0.00	0.00	4,200.00
Distributions							
Account Number	Account Name	Project Account Key	Separate Sales Tax	Percent	Dist Amount		
111-7100-71100	Capital Expenses	8002024		100.00%	4,200.00		

PO-2118644	distribution meters FER02 - FERGUSON ENTERPRISES INC	Outstanding Office	3/12/2024 3/26/2024	0.00	5,114.11
------------	---	-----------------------	------------------------	------	----------

Items							
Description	Part Number	Units	Price	Tax	Shipping	Discount	Total
1-1/2" Mach10 R900 cf 13II		1.00	833.20	60.41	0.00	0.00	893.61
Distributions							
Account Number	Account Name	Project Account Key	Separate Sales Tax	Percent	Dist Amount		
100-5400-51100	Materials & Supplies			100.00%	893.61		
2" Mach10 R900i cf 17II		4.00	983.80	285.30	0.00	0.00	4,220.50
Distributions							
Account Number	Account Name	Project Account Key	Separate Sales Tax	Percent	Dist Amount		
100-5400-51100	Materials & Supplies			100.00%	4,220.50		

PO-2118645	CSDA 2024 GM Leadership Summit CSD00 - CALIFORNIA SPECIAL DISTRICT ASSOCIATION	Completed Office	3/12/2024 3/26/2024	0.00	775.00
------------	---	---------------------	------------------------	------	--------

Items							
Description	Part Number	Units	Price	Tax	Shipping	Discount	Total
CSDA 2024 GM Leadership Summit		0.00	0.00	0.00	0.00	0.00	775.00
Distributions							
Account Number	Account Name	Project Account Key	Separate Sales Tax	Percent	Dist Amount		
100-5600-52100	Staff Development/Travel			100.00%	775.00		

PO-2118646	Ditch Witch Tires TIR01 - TIREHUB, LLC	Completed Office	3/19/2024 4/2/2024	0.00	520.46
------------	---	---------------------	-----------------------	------	--------

Items							
Description	Part Number	Units	Price	Tax	Shipping	Discount	Total
(4) ST235/80R16 Goodyear Endurance		0.00	0.00	35.18	0.00	0.00	520.46
Distributions							
Account Number	Account Name	Project Account Key	Separate Sales Tax	Percent	Dist Amount		
100-5400-51200	Vehicle Maintenance			100.00%	520.46		

Purchase Order Summary Report

Issued Date Range 07/01/2023 - 06/30/2024

PO Number	Description	Status	Issue Date	Trade Discount	Total
PO-2118647	Distribution Operator Recruitment GOL04 - GOLD MOUNTAIN CALIFORNIA NEWS MEDIA II	Partially Received Office	4/8/2024 4/22/2024	0.00	568.16

Items

Description	Part Number	Units	Price	Tax	Shipping	Discount	Total
Distribution Operator Recruitment		0.00	0.00	0.00	0.00	0.00	568.16
Distributions							
Account Number	Account Name	Project Account Key	Separate Sales Tax	Percent	Dist Amount		
100-5600-52110	Recruitment			100.00%	568.16		

PO-2118648	Maintenance Worker I Recruitment GOL04 - GOLD MOUNTAIN CALIFORNIA NEWS MEDIA II	Partially Received Office	3/25/2024 4/8/2024	0.00	536.00
------------	--	------------------------------	-----------------------	------	--------

Items

Description	Part Number	Units	Price	Tax	Shipping	Discount	Total
Maintenance Worker I Recruitment		0.00	0.00	0.00	0.00	0.00	536.00
Distributions							
Account Number	Account Name	Project Account Key	Separate Sales Tax	Percent	Dist Amount		
100-5600-52110	Recruitment			100.00%	536.00		

PO-2118649	Fisher TW6 locator split boxes USA04 - HD SUPPLY, INC	Completed Office	4/11/2024 4/25/2024	0.00	2,026.16
------------	--	---------------------	------------------------	------	----------

Items

Description	Part Number	Units	Price	Tax	Shipping	Discount	Total
Fisher TW6 locator Split boxes Metal Dete		2.00	927.95	134.55	35.71	0.00	2,026.16
Distributions							
Account Number	Account Name	Project Account Key	Separate Sales Tax	Percent	Dist Amount		
100-5400-71100	Capital Expenses			100.00%	2,026.16		

PO-2118650	Distribution Parts FER02 - FERGUSON ENTERPRISES INC	Completed Office	4/11/2024 4/25/2024	0.00	704.90
------------	--	---------------------	------------------------	------	--------

Items

Description	Part Number	Units	Price	Tax	Shipping	Discount	Total
4x1' dbl strp brz sdl		5.00	131.45	47.65	0.00	0.00	704.90
Distributions							
Account Number	Account Name	Project Account Key	Separate Sales Tax	Percent	Dist Amount		
100-5400-51100	Materials & Supplies			100.00%	704.90		

PO-2118651	weboost antenna for J.Smith USB05 - U.S. BANK CORPORATE PAYMENT SYSTEMS	Completed Office	4/5/2024 4/19/2024	0.00	589.86
------------	--	---------------------	-----------------------	------	--------

Items

Description	Part Number	Units	Price	Tax	Shipping	Discount	Total
weboost antenna for J.Smith		1.00	549.99	39.87	0.00	0.00	589.86
Distributions							
Account Number	Account Name	Project Account Key	Separate Sales Tax	Percent	Dist Amount		
100-5400-51100	Materials & Supplies			100.00%	589.86		

PO-2118652	Irrigation post card IFS01 - Infosend, Inc.	Outstanding Office	4/19/2024 5/3/2024	0.00	893.04
------------	--	-----------------------	-----------------------	------	--------

Items

Description	Part Number	Units	Price	Tax	Shipping	Discount	Total
Irrigation post card		1.00	842.66	50.38	0.00	0.00	893.04
Distributions							
Account Number	Account Name	Project Account Key	Separate Sales Tax	Percent	Dist Amount		
100-5600-51102	Office Supplies			100.00%	893.04		

Purchase Order Summary Report

Issued Date Range 07/01/2023 - 06/30/2024

PO Number	Description Vendor	Status Ship To	Issue Date Delivery Date	Trade Discount	Total
PO-2118653	rent stump grinder RIV02 - RIVER CITY RENTALS	Completed Office	4/25/2024 5/9/2024	0.00	325.00

Items

Description	Part Number	Units	Price	Tax	Shipping	Discount	Total
rent stump grinder for in front of raw wat		0.00	0.00	0.00	0.00	0.00	325.00
Distributions							
Account Number	Account Name	Project Account Key	Separate Sales Tax	Percent	Dist Amount		
100-5200-51100	Materials & Supplies			100.00%	325.00		

PO-2118654	Station 16 Sump Pump Rebuilt 15 HP RMR01 - W. Rosenau Motor Rewinding Inc	Completed Office	4/29/2024 5/13/2024	0.00	4,179.75
------------	--	---------------------	------------------------	------	----------

Items

Description	Part Number	Units	Price	Tax	Shipping	Discount	Total
Clean and Rebuild Pump Lift Pump		1.00	4,100.00	79.75	0.00	0.00	4,179.75
Distributions							
Account Number	Account Name	Project Account Key	Separate Sales Tax	Percent	Dist Amount		
200-6100-51300	Professional Services			100.00%	4,179.75		

PO-2118655	Forklift Service Contract PAC03 - PACIFIC MATERIAL HANDLING SOLUTIONS INC	Completed Sweetwater Treatment Plant	4/29/2024 5/13/2024	0.00	350.00
------------	--	---	------------------------	------	--------

Items

Description	Part Number	Units	Price	Tax	Shipping	Discount	Total
Forklift Service Agreement		0.00	0.00	0.00	0.00	0.00	350.00
Distributions							
Account Number	Account Name	Project Account Key	Separate Sales Tax	Percent	Dist Amount		
100-5300-51200	Vehicle Maintenance			100.00%	350.00		

PO-2118656	10-Wheel Dump Truck DTI01 - Douglas Truck & Equipment, LLC	Completed Office	4/30/2024 5/14/2024	0.00	122,749.00
------------	---	---------------------	------------------------	------	------------

Items

Description	Part Number	Units	Price	Tax	Shipping	Discount	Total
Delivery		1.00	2,750.00	0.00	0.00	0.00	2,750.00
Distributions							
Account Number	Account Name	Project Account Key	Separate Sales Tax	Percent	Dist Amount		
111-7100-71100	Capital Expenses	8042024		100.00%	2,750.00		
2017 Freightliner 114SD Tandem Axle Dun		0.00	0.00	0.00	499.00	0.00	119,999.00
Distributions							
Account Number	Account Name	Project Account Key	Separate Sales Tax	Percent	Dist Amount		
111-7100-71100	Capital Expenses	8042024		100.00%	119,999.00		

Purchase Order Summary Report

Issued Date Range 07/01/2023 - 06/30/2024

PO Number	Description Vendor	Status Ship To	Issue Date Delivery Date	Trade Discount	Total
PO-2118657	Electrical wiring EMC01 - MESA ENERGY SYSTEMS, INC	Completed Sweetwater Treatment Plant	5/1/2024 5/15/2024	0.00	533.36

Items

Description	Part Number	Units	Price	Tax	Shipping	Discount	Total
Labor		2.00	180.00	0.00	0.00	0.00	360.00
Distributions							
Account Number	Account Name	Project Account Key		Separate Sales Tax		Percent	Dist Amount
100-5300-51100	Materials & Supplies					100.00%	360.00
Lug Soldrlss		1.00	17.12	1.24	0.00	0.00	18.36
Distributions							
Account Number	Account Name	Project Account Key		Separate Sales Tax		Percent	Dist Amount
100-5300-51100	Materials & Supplies					100.00%	18.36
Fuel Surcharge		1.00	40.00	0.00	0.00	0.00	40.00
Distributions							
Account Number	Account Name	Project Account Key		Separate Sales Tax		Percent	Dist Amount
100-5300-51100	Materials & Supplies					100.00%	40.00
Truck Charge		1.00	115.00	0.00	0.00	0.00	115.00
Distributions							
Account Number	Account Name	Project Account Key		Separate Sales Tax		Percent	Dist Amount
100-5300-51100	Materials & Supplies					100.00%	115.00

PO-2118658	FX30 #080 Vac Trailer Annual Maintenance DIT01 - DITCH WITCH EQUIPMENT COMPANY	Completed Office	5/2/2024 5/16/2024	0.00	2,481.12
------------	---	---------------------	-----------------------	------	----------

Items

Description	Part Number	Units	Price	Tax	Shipping	Discount	Total
Safety Filter		0.00	0.00	4.01	0.00	0.00	59.25
Distributions							
Account Number	Account Name	Project Account Key		Separate Sales Tax		Percent	Dist Amount
100-5400-51200	Vehicle Maintenance					100.00%	59.25
Primary Air Filter		0.00	0.00	3.43	0.00	0.00	50.79
Distributions							
Account Number	Account Name	Project Account Key		Separate Sales Tax		Percent	Dist Amount
100-5400-51200	Vehicle Maintenance					100.00%	50.79
labor quote		0.00	0.00	0.00	0.00	0.00	2,185.00
Distributions							
Account Number	Account Name	Project Account Key		Separate Sales Tax		Percent	Dist Amount
100-5400-51200	Vehicle Maintenance					100.00%	2,185.00
Tank Strainer		0.00	0.00	4.69	0.00	0.00	69.39
Distributions							
Account Number	Account Name	Project Account Key		Separate Sales Tax		Percent	Dist Amount
100-5400-51200	Vehicle Maintenance					100.00%	69.39
Fuel Filter		0.00	0.00	5.52	0.00	0.00	81.68
Distributions							
Account Number	Account Name	Project Account Key		Separate Sales Tax		Percent	Dist Amount
100-5400-51200	Vehicle Maintenance					100.00%	81.68
Oil Filter		0.00	0.00	1.23	0.00	0.00	18.16
Distributions							
Account Number	Account Name	Project Account Key		Separate Sales Tax		Percent	Dist Amount
100-5400-51200	Vehicle Maintenance					100.00%	18.16
Fuel Filter Element		0.00	0.00	1.14	0.00	0.00	16.85
Distributions							
Account Number	Account Name	Project Account Key		Separate Sales Tax		Percent	Dist Amount
100-5400-51200	Vehicle Maintenance					100.00%	16.85

Purchase Order Summary Report

Issued Date Range 07/01/2023 - 06/30/2024

PO Number	Description Vendor	Status Ship To	Issue Date Delivery Date	Trade Discount	Total
PO-2118659	Irrigation Flo-Trol Valves FER02 - FERGUSON ENTERPRISES INC	Completed Office	5/2/2024 5/16/2024	0.00	403.80

Items

Description	Part Number	Units	Price	Tax	Shipping	Discount	Total
1" - 12 GPM Flow Control	CDX12	5.00	37.65	13.65	0.00	0.00	201.90
Distributions							
Account Number	Account Name	Project Account Key	Separate Sales Tax	Percent	Dist Amount		
100-5200-51100	Materials & Supplies			100.00%	201.90		
1" - 30GPM Flow Control	CDX30	5.00	37.65	13.65	0.00	0.00	201.90
Distributions							
Account Number	Account Name	Project Account Key	Separate Sales Tax	Percent	Dist Amount		
100-5200-51100	Materials & Supplies			100.00%	201.90		

PO-2118660	CalFire Grant Equipment - 5GA22200 ALL01 - ALLEN KRAUSE	Completed Office	5/7/2024 5/21/2024	0.00	5,113.35
------------	--	---------------------	-----------------------	------	----------

Items

Description	Part Number	Units	Price	Tax	Shipping	Discount	Total
MS250 Stihl Chainsaw (3)		0.00	0.00	86.98	0.00	0.00	1,286.68
Distributions							
Account Number	Account Name	Project Account Key	Separate Sales Tax	Percent	Dist Amount		
111-7100-71100	Capital Expenses	8193		100.00%	1,286.68		
HT135 Polesaw Stihl		0.00	0.00	55.82	0.00	0.00	825.81
Distributions							
Account Number	Account Name	Project Account Key	Separate Sales Tax	Percent	Dist Amount		
111-7100-71100	Capital Expenses	8193		100.00%	825.81		
FS461 Weed Trimmer (2)		0.00	0.00	202.86	0.00	0.00	3,000.86
Distributions							
Account Number	Account Name	Project Account Key	Separate Sales Tax	Percent	Dist Amount		
111-7100-71100	Capital Expenses	8194		100.00%	3,000.86		

PO-2118661	Tree Removal DAV01 - Dave's Tree Work & Forest Management, Inc	Completed Office	5/8/2024 5/22/2024	0.00	1,850.00
------------	---	---------------------	-----------------------	------	----------

Items

Description	Part Number	Units	Price	Tax	Shipping	Discount	Total
Tree Management		0.00	0.00	0.00	0.00	0.00	1,850.00
Distributions							
Account Number	Account Name	Project Account Key	Separate Sales Tax	Percent	Dist Amount		
100-5100-51300	Professional Services			100.00%	1,850.00		

PO-2118662	Recruitment - Job Posting MOU02 - MOUNTAIN DEMOCRAT	Completed Office	5/13/2024 5/27/2024	0.00	560.00
------------	--	---------------------	------------------------	------	--------

Items

Description	Part Number	Units	Price	Tax	Shipping	Discount	Total
Recruitment		0.00	0.00	0.00	0.00	0.00	560.00
Distributions							
Account Number	Account Name	Project Account Key	Separate Sales Tax	Percent	Dist Amount		
100-5600-52110	Recruitment			100.00%	560.00		

Purchase Order Summary Report

Issued Date Range 07/01/2023 - 06/30/2024

PO Number	Description Vendor	Status Ship To	Issue Date Delivery Date	Trade Discount	Total
PO-2118663	Power Tools for Irrigation FER02 - FERGUSON ENTERPRISES INC	Completed Office	5/10/2024 5/24/2024	0.00	1,435.00

Items

Description	Part Number	Units	Price	Tax	Shipping	Discount	Total
M18 Fuel 5 Tool Combo kit		0.00	0.00	58.00	0.00	0.00	857.99
Distributions							
Account Number	Account Name	Project Account Key	Separate Sales Tax		Percent	Dist Amount	
100-5200-51100	Materials & Supplies				50.00%	429.00	
100-5100-51100	Materials & Supplies				50.00%	428.99	
M18 Fuel High Torque Impact		0.00	0.00	39.01	0.00	0.00	577.01
Distributions							
Account Number	Account Name	Project Account Key	Separate Sales Tax		Percent	Dist Amount	
100-5400-51100	Materials & Supplies				100.00%	577.01	

PO-2118664	Sludge Judge II & Extra Valve Tip USA04 - HD SUPPLY, INC	Completed Sweetwater Treatment Plant	5/14/2024 5/28/2024	0.00	350.60
------------	---	---	------------------------	------	--------

Items

Description	Part Number	Units	Price	Tax	Shipping	Discount	Total
CorePRO replacement valve		1.00	89.95	6.52	0.00	0.00	96.47
Distributions							
Account Number	Account Name	Project Account Key	Separate Sales Tax		Percent	Dist Amount	
200-6100-51100	Materials & Supplies				100.00%	96.47	
Sludge Judge II complete 15' 1-1/4" Diame		1.00	236.95	17.18	0.00	0.00	254.13
Distributions							
Account Number	Account Name	Project Account Key	Separate Sales Tax		Percent	Dist Amount	
200-6100-51100	Materials & Supplies				100.00%	254.13	

PO-2118665	Truck Inspection USB05 - U.S. BANK CORPORATE PAYMENT SYSTEMS	Completed Office	5/17/2024 5/31/2024	0.00	500.01
------------	---	---------------------	------------------------	------	--------

Items

Description	Part Number	Units	Price	Tax	Shipping	Discount	Total
New Truck Inspection		0.00	0.00	0.00	0.00	0.00	500.01
Distributions							
Account Number	Account Name	Project Account Key	Separate Sales Tax		Percent	Dist Amount	
111-7100-71100	Capital Expenses	8042024			100.00%	500.01	

Purchase Order Summary Report

Issued Date Range 07/01/2023 - 06/30/2024

PO Number	Description Vendor	Status Ship To	Issue Date Delivery Date	Trade Discount	Total
PO-2118666	Field Staff CPR/First Aid Training USB05 - U.S. BANK CORPORATE PAYMENT SYSTEMS	Completed Office	5/17/2024 5/31/2024	0.00	825.00

Items

Description	Part Number	Units	Price	Tax	Shipping	Discount	Total
CPR/First Aid Training		0.00	0.00	0.00	0.00	0.00	55.00
Distributions							
Account Number	Account Name	Project Account Key	Separate Sales Tax		Percent	Dist Amount	
200-6100-52100	Staff Development/Certificatio				100.00%	55.00	
CPR/First Aid Training		0.00	0.00	0.00	0.00	0.00	238.33
Distributions							
Account Number	Account Name	Project Account Key	Separate Sales Tax		Percent	Dist Amount	
100-5400-52100	Staff Development/Certificatio				100.00%	238.33	
CPR/First Aid Training		0.00	0.00	0.00	0.00	0.00	165.00
Distributions							
Account Number	Account Name	Project Account Key	Separate Sales Tax		Percent	Dist Amount	
100-5300-52100	Staff Development/Certificatio				100.00%	165.00	
CPR/First Aid Training		0.00	0.00	0.00	0.00	0.00	238.34
Distributions							
Account Number	Account Name	Project Account Key	Separate Sales Tax		Percent	Dist Amount	
100-5200-52100	Staff Development/Certificatio				100.00%	238.34	
CPR/First Aid Training		0.00	0.00	0.00	0.00	0.00	128.33
Distributions							
Account Number	Account Name	Project Account Key	Separate Sales Tax		Percent	Dist Amount	
100-5100-52100	Staff Development/Certificatio				100.00%	128.33	

PO-2118667	Canal Lining Permit Fee USB05 - U.S. BANK CORPORATE PAYMENT SYSTEMS	Completed Office	5/17/2024 5/31/2024	0.00	5,828.60
------------	--	---------------------	------------------------	------	----------

Items

Description	Part Number	Units	Price	Tax	Shipping	Discount	Total
Canal Lining Project Fee		0.00	0.00	0.00	0.00	0.00	5,828.60
Distributions							
Account Number	Account Name	Project Account Key	Separate Sales Tax		Percent	Dist Amount	
111-7100-71100	Capital Expenses	920ENV			100.00%	5,828.60	

PO-2118668	Dump Truck Sales Tax/Registration DMV01 - DEPARTMENT OF MOTOR VEHICLES	Completed Office	5/21/2024 6/4/2024	0.00	8,664.00
------------	---	---------------------	-----------------------	------	----------

Items

Description	Part Number	Units	Price	Tax	Shipping	Discount	Total
10-Wheeled Dump Truck Sales Tax		0.00	0.00	0.00	0.00	0.00	8,664.00
Distributions							
Account Number	Account Name	Project Account Key	Separate Sales Tax		Percent	Dist Amount	
111-7100-71100	Capital Expenses	8042024			100.00%	8,664.00	

PO-2118669	Service Line Replacement Kit POL01 - POLLARD WATER	Completed Office	5/21/2024 6/4/2024	0.00	1,624.33
------------	---	---------------------	-----------------------	------	----------

Items

Description	Part Number	Units	Price	Tax	Shipping	Discount	Total
Pollardwater 100ft. SL Rplc Kit w/t-type Pl	PWW200100KIT	1.00	1,470.00	106.58	47.75	0.00	1,624.33
Distributions							
Account Number	Account Name	Project Account Key	Separate Sales Tax		Percent	Dist Amount	
100-5400-51100	Materials & Supplies				100.00%	1,624.33	

Purchase Order Summary Report

Issued Date Range 07/01/2023 - 06/30/2024

PO Number	Description Vendor	Status Ship To	Issue Date Delivery Date	Trade Discount	Total
PO-2118670	Bar Lube/Oil SCH09 - SCHAEFFER MANUFACTURING CO.	Completed Office	5/30/2024 6/13/2024	0.00	539.45

Items

Description	Part Number	Units	Price	Tax	Shipping	Discount	Total
Bar and Chain Lube	0116BC-006	2.00	138.00	20.01	0.00	0.00	296.01
Distributions							
Account Number	Account Name	Project Account Key	Separate Sales Tax	Percent	Dist Amount		
100-5200-51100	Materials & Supplies			100.00%	296.01		
Oil - 5W-20	9004-012	2.00	112.68	16.34	1.74	0.00	243.44
Distributions							
Account Number	Account Name	Project Account Key	Separate Sales Tax	Percent	Dist Amount		
100-5200-51100	Materials & Supplies			100.00%	243.44		

PO-2118671	Office Supplies WAL02 - WALKER'S OFFICE SUPPLY	Voided Office	5/21/2024 6/4/2024	0.00	506.83
------------	---	------------------	-----------------------	------	--------

Items

Description	Part Number	Units	Price	Tax	Shipping	Discount	Total
Office Supplies		1.00	472.57	34.26	0.00	0.00	506.83
Distributions							
Account Number	Account Name	Project Account Key	Separate Sales Tax	Percent	Dist Amount		
100-5600-51100	Materials & Supplies			100.00%	506.83		

PO-2118672	Back Flow Valve FER02 - FERGUSON ENTERPRISES INC	Completed Office	5/29/2024 6/12/2024	0.00	2,202.07
------------	---	---------------------	------------------------	------	----------

Items

Description	Part Number	Units	Price	Tax	Shipping	Discount	Total
12" DBRS Duckbill Check Valve		1.00	2,053.21	148.86	0.00	0.00	2,202.07
Distributions							
Account Number	Account Name	Project Account Key	Separate Sales Tax	Percent	Dist Amount		
100-5300-51100	Materials & Supplies			100.00%	2,202.07		

PO-2118673	Replace domestic water lines. PLU01 - Dave Bonetti	Completed Walton Treatment Plant	5/29/2024 6/12/2024	0.00	4,870.00
------------	---	-------------------------------------	------------------------	------	----------

Items

Description	Part Number	Units	Price	Tax	Shipping	Discount	Total
Plumbing Contractor Labor and Materials		0.00	0.00	0.00	0.00	0.00	4,870.00
Distributions							
Account Number	Account Name	Project Account Key	Separate Sales Tax	Percent	Dist Amount		
100-5300-51202	Building Maintenance			100.00%	4,870.00		

Purchase Order Summary Report

Issued Date Range 07/01/2023 - 06/30/2024

PO Number	Description Vendor	Status Ship To	Issue Date Delivery Date	Trade Discount	Total
PO-2118674	Materials and Supplies for 5400 FER02 - FERGUSON ENTERPRISES INC	Partially Received Office	5/23/2024 6/6/2024	0.00	14,368.21

Items	Description	Part Number	Units	Price	Tax	Shipping	Discount	Total
	6" hymax		4.00	321.66	93.28	0.00	0.00	1,379.92
	Distributions							
	Account Number	Account Name	Project Account Key	Separate Sales Tax		Percent	Dist Amount	
	100-5400-51100	Materials & Supplies				100.00%	1,379.92	
	VLV BX GRD RNG		20.00	73.80	107.01	0.00	0.00	1,583.01
	Distributions							
	Account Number	Account Name	Project Account Key	Separate Sales Tax		Percent	Dist Amount	
	100-5400-51100	Materials & Supplies				100.00%	1,583.01	
	8" hymax		4.00	346.10	100.37	0.00	0.00	1,484.77
	Distributions							
	Account Number	Account Name	Project Account Key	Separate Sales Tax		Percent	Dist Amount	
	100-5400-51100	Materials & Supplies				100.00%	1,484.77	
	VLV BX GRD RNG		20.00	58.57	84.93	0.00	0.00	1,256.33
	Distributions							
	Account Number	Account Name	Project Account Key	Separate Sales Tax		Percent	Dist Amount	
	100-5400-51100	Materials & Supplies				100.00%	1,256.33	
	6" 5' spool		4.00	683.55	198.23	0.00	0.00	2,932.43
	Distributions							
	Account Number	Account Name	Project Account Key	Separate Sales Tax		Percent	Dist Amount	
	100-5400-51100	Materials & Supplies				100.00%	2,932.43	
	4" 5' spool		4.00	571.05	165.60	0.00	0.00	2,449.80
	Distributions							
	Account Number	Account Name	Project Account Key	Separate Sales Tax		Percent	Dist Amount	
	100-5400-51100	Materials & Supplies				100.00%	2,449.80	
	8" MJ 45		2.00	172.13	24.96	0.00	0.00	369.22
	Distributions							
	Account Number	Account Name	Project Account Key	Separate Sales Tax		Percent	Dist Amount	
	100-5400-51100	Materials & Supplies				100.00%	369.22	
	G5 lids		10.00	31.15	22.58	0.00	0.00	334.08
	Distributions							
	Account Number	Account Name	Project Account Key	Separate Sales Tax		Percent	Dist Amount	
	100-5400-51100	Materials & Supplies				100.00%	334.08	
	G5 boxes		10.00	48.32	35.03	0.00	0.00	518.23
	Distributions							
	Account Number	Account Name	Project Account Key	Separate Sales Tax		Percent	Dist Amount	
	100-5400-51100	Materials & Supplies				100.00%	518.23	
	MJ SLV		1.00	212.63	15.42	0.00	0.00	228.05
	Distributions							
	Account Number	Account Name	Project Account Key	Separate Sales Tax		Percent	Dist Amount	
	100-5400-51100	Materials & Supplies				100.00%	228.05	
	2" Hymax		4.00	136.95	39.72	0.00	0.00	587.52
	Distributions							
	Account Number	Account Name	Project Account Key	Separate Sales Tax		Percent	Dist Amount	
	100-5400-51100	Materials & Supplies				100.00%	587.52	
	8" MEGALUG		4.00	88.80	25.75	0.00	0.00	380.95
	Distributions							
	Account Number	Account Name	Project Account Key	Separate Sales Tax		Percent	Dist Amount	
	100-5400-51100	Materials & Supplies				100.00%	380.95	
	20'DCL pipe		20.00	40.28	58.40	0.00	0.00	863.90
	Distributions							
	Account Number	Account Name	Project Account Key	Separate Sales Tax		Percent	Dist Amount	
	100-5400-51100	Materials & Supplies				100.00%	863.90	

Purchase Order Summary Report

Issued Date Range 07/01/2023 - 06/30/2024

PO Number	Description Vendor	Status Ship To	Issue Date Delivery Date	Trade Discount	Total
PO-2118675	Excavator Equipment Maintenance PAPO3 - PAPE MACHINERY, INC	Completed Office	6/3/2024 6/17/2024	0.00	1,925.00

Items

Description	Part Number	Units	Price	Tax	Shipping	Discount	Total
35G - 500 Hr Maintenance Interval		0.00	0.00	0.00	0.00	0.00	1,925.00
Distributions							
Account Number	Account Name	Project Account Key	Separate Sales Tax	Percent	Dist Amount		
100-5100-51200	Vehicle Maintenance			25.00%	481.25		
100-5200-51200	Vehicle Maintenance			75.00%	1,443.75		

PO-2118676	Chlorine Sensor RYA01 - RYAN PROCESS, INC	Completed Office	5/30/2024 6/13/2024	0.00	2,890.39
------------	--	---------------------	------------------------	------	----------

Items

Description	Part Number	Units	Price	Tax	Shipping	Discount	Total
17900R Chemtrac Chlorine Sensor		1.00	2,695.00	195.39	0.00	0.00	2,890.39
Distributions							
Account Number	Account Name	Project Account Key	Separate Sales Tax	Percent	Dist Amount		
100-5300-51100	Materials & Supplies			100.00%	2,890.39		

PO-2118677	Emergency PLC repair ATE01 - A T.E.E.M. ELECTRICAL	Completed Office	6/6/2024 6/20/2024	0.00	1,282.01
------------	---	---------------------	-----------------------	------	----------

Items

Description	Part Number	Units	Price	Tax	Shipping	Discount	Total
Newark Analog Isolator		1.00	224.66	0.00	0.00	0.00	224.66
Distributions							
Account Number	Account Name	Project Account Key	Separate Sales Tax	Percent	Dist Amount		
100-5300-51100	Materials & Supplies			100.00%	224.66		
Rexal Analog PLC Card		1.00	487.35	0.00	0.00	0.00	487.35
Distributions							
Account Number	Account Name	Project Account Key	Separate Sales Tax	Percent	Dist Amount		
100-5300-51100	Materials & Supplies			100.00%	487.35		
Labor to replace analog card in PLC		3.00	190.00	0.00	0.00	0.00	570.00
Distributions							
Account Number	Account Name	Project Account Key	Separate Sales Tax	Percent	Dist Amount		
100-5300-51100	Materials & Supplies			100.00%	570.00		

PO-2118681	ACWA 2024 - BOD conference registration USB05 - U.S. BANK CORPORATE PAYMENT SYSTEMS	Completed Office	5/8/2024 5/22/2024	0.00	692.13
------------	--	---------------------	-----------------------	------	--------

Items

Description	Part Number	Units	Price	Tax	Shipping	Discount	Total
ACWA 2024 - BOD conference lodging		0.00	0.00	0.00	0.00	0.00	692.13
Distributions							
Account Number	Account Name	Project Account Key	Separate Sales Tax	Percent	Dist Amount		
100-5600-51304	Board Training/Travel			100.00%	692.13		

PO-2118682	ACWA 2024 conference - Stovall USB05 - U.S. BANK CORPORATE PAYMENT SYSTEMS	Completed Office	5/7/2024 5/21/2024	0.00	520.00
------------	---	---------------------	-----------------------	------	--------

Items

Description	Part Number	Units	Price	Tax	Shipping	Discount	Total
ACWA 2024 - BOD conference registration		0.00	0.00	0.00	0.00	0.00	520.00
Distributions							
Account Number	Account Name	Project Account Key	Separate Sales Tax	Percent	Dist Amount		
100-5600-51304	Board Training/Travel			100.00%	520.00		

Purchase Order Summary Report

Issued Date Range 07/01/2023 - 06/30/2024

PO Number	Description Vendor	Status Ship To	Issue Date Delivery Date	Trade Discount	Total
PO-2118700	ACWA 2024 - conference lodging NS USB05 - U.S. BANK CORPORATE PAYMENT SYSTEMS	Completed Office	5/8/2024 5/22/2024	0.00	790.13

Items

Description	Part Number	Units	Price	Tax	Shipping	Discount	Total
ACWA 2024 - conference lodging NS		0.00	0.00	0.00	0.00	0.00	790.13
Distributions							
Account Number	Account Name	Project Account Key	Separate Sales Tax	Percent	Dist Amount		
100-5600-52100	Staff Development/Travel			100.00%	790.13		

PO-2118701	CA DMV sales tax on new trailer USB05 - U.S. BANK CORPORATE PAYMENT SYSTEMS	Completed Office	5/13/2024 5/27/2024	0.00	595.00
------------	--	---------------------	------------------------	------	--------

Items

Description	Part Number	Units	Price	Tax	Shipping	Discount	Total
CA DMV sales tax on new trailer		0.00	0.00	0.00	0.00	0.00	595.00
Distributions							
Account Number	Account Name	Project Account Key	Separate Sales Tax	Percent	Dist Amount		
100-5100-71100	Capital Expenses			33.33%	198.32		
100-5200-71100	Capital Expenses			33.33%	198.31		
100-5400-71100	Capital Expenses			33.34%	198.37		


PO-2118714	ORD 2024-01 Publication GEO02 - GEORGETOWN GAZETTE	Completed Office	6/30/2024 7/14/2024	0.00	1,001.30
------------	---	---------------------	------------------------	------	----------

Items

Description	Part Number	Units	Price	Tax	Shipping	Discount	Total
ORD 2024-01 Publication		0.00	0.00	0.00	0.00	0.00	1,001.30
Distributions							
Account Number	Account Name	Project Account Key	Separate Sales Tax	Percent	Dist Amount		
100-5600-52107	Other Miscellaneous Expense			100.00%	1,001.30		

Purchase Order Count: (175) Total Trade Discount: 0.00 Total: 1,335,230.32

**REPORT TO THE BOARD OF DIRECTORS
MEETING OF SEPTEMBER 5, 2024
AGENDA ITEM NO. 5**



AGENDA SECTION: OFFICE/FINANCE MANAGER’S REPORT

SUBJECT: Budget to Actuals, Pooled Cash, Monthly Check Report, Vendor History Report, and Purchase Order Report.

PREPARED BY: Jessica Buckle, Office Finance Manager

BACKGROUND

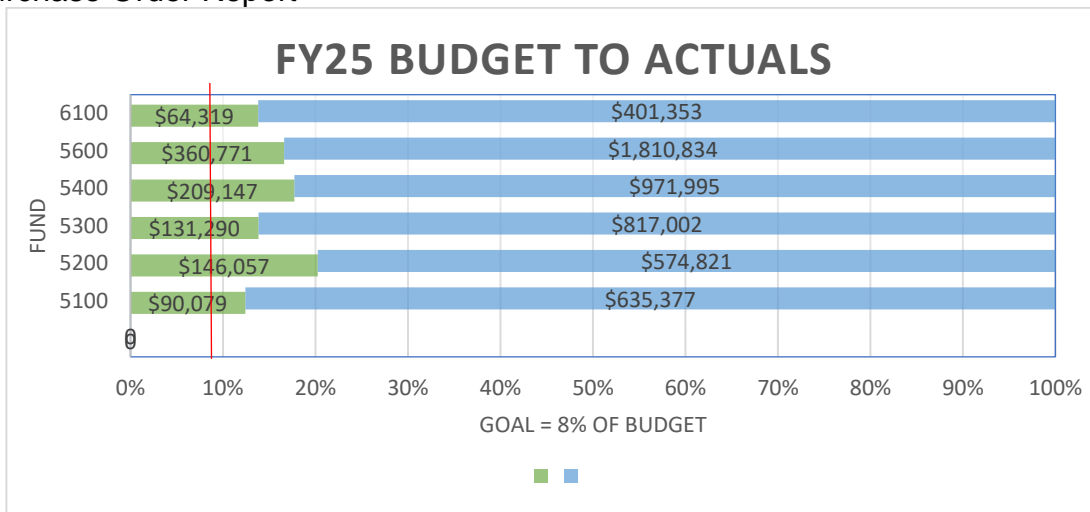
The monthly financial reports are a good indicator of how healthy the District is financially and are a key to successfully budgeting for the remainder of the year.

DISCUSSION

The financial reports included below are for Fiscal Year 2024-25. The usual graphical representations of the remaining budget for each fund are shown below through July 31, 2024.

February Financial Reports

- Budget to Actuals
- Pooled Cash
- Monthly Check Report
- Vendor Purchasing Report – YTD
- Purchase Order Report



List of Departments:

- 5100 - Source of Supply
- 5200 - Transmission & Distribution of Raw Water
- 5300 - Water Treatment
- 5400 - Transmission & Distribution of Treated Water
- 5600 - Administration & Customer Service
- 6100 - Auburn Lakes Trail Wastewater Zone



		Original Total Budget	Current Total Budget	Period Activity	Fiscal Activity	Variance (Unfavorable)	Percent Remaining
Fund: 100 - Water Fund							
Department: 0000 - Non-departmental							
100-0000-40102	Water Sales - Residential	0.00	2,625,000.00	324.82	324.82	-2,624,675.18	99.99 %
100-0000-40103	Water Sales - Irrigation	0.00	380,000.00	-339.24	-339.24	-380,339.24	100.09 %
100-0000-40104	Water Sales - Commercial	0.00	105,000.00	0.00	0.00	-105,000.00	100.00 %
100-0000-40105	Property Tax Revenue	0.00	2,100,000.00	0.00	0.00	-2,100,000.00	100.00 %
100-0000-40106	Water Sales - Inst/Govt	0.00	157,734.00	0.00	0.00	-157,734.00	100.00 %
100-0000-40107	Lease Revenue	0.00	100,000.00	5,959.74	5,959.74	-94,040.26	94.04 %
100-0000-40108	Gain/Loss	0.00	0.00	115,212.41	115,212.41	115,212.41	0.00 %
100-0000-40109	Water Sales - Landscape	0.00	90,000.00	0.00	0.00	-90,000.00	100.00 %
100-0000-40110	Water Sales - Mult-Fam Residential	0.00	23,000.00	0.00	0.00	-23,000.00	100.00 %
100-0000-41100	Interest Income	0.00	350,000.00	4,196.45	4,196.45	-345,803.55	98.80 %
100-0000-41200	Penalties	0.00	80,000.00	-16.57	-16.57	-80,016.57	100.02 %
100-0000-41300	New Meter Materials & Labor Char...	0.00	5,000.00	0.00	0.00	-5,000.00	100.00 %
100-0000-41301	Construction Meter Rental	0.00	2,500.00	80.00	80.00	-2,420.00	96.80 %
100-0000-41302	Installation Fee	0.00	20,000.00	367.00	367.00	-19,633.00	98.17 %
100-0000-42200	Sale of Assets	0.00	20,000.00	0.00	0.00	-20,000.00	100.00 %
Department: 0000 - Non-departmental Total:		0.00	6,058,234.00	125,784.61	125,784.61	-5,932,449.39	97.92 %
Department: 5100 - Source of Supply							
100-5100-50100	Salaries	0.00	251,403.00	9,683.54	9,683.54	241,719.46	96.15 %
100-5100-50102	Overtime	0.00	14,000.00	1,925.43	1,925.43	12,074.57	86.25 %
100-5100-50103	Standby Pay	0.00	17,625.00	1,625.00	1,625.00	16,000.00	90.78 %
100-5100-50200	Payroll Taxes	0.00	23,883.00	985.34	985.34	22,897.66	95.87 %
100-5100-50300	Health Insurance	0.00	58,034.00	3,757.27	3,757.27	54,276.73	93.53 %
100-5100-50302	Insurance - Workers Compensation	0.00	7,563.00	0.00	0.00	7,563.00	100.00 %
100-5100-50400	PERS Retirement Expense	0.00	24,620.00	1,134.74	1,134.74	23,485.26	95.39 %
100-5100-50401	PERS UAL	0.00	71,528.00	69,364.57	69,364.57	2,163.43	3.02 %
100-5100-51100	Materials & Supplies	0.00	21,600.00	0.00	0.00	21,600.00	100.00 %
100-5100-51101	Durables/Rentals/Leases	0.00	5,900.00	17.66	17.66	5,882.34	99.70 %
100-5100-51103	Safety/PPE Supplies	0.00	6,800.00	788.66	788.66	6,011.34	88.40 %
100-5100-51200	Vehicle Maintenance	0.00	9,200.00	0.00	0.00	9,200.00	100.00 %
100-5100-51201	Vehicle Operating - Fuel	0.00	13,700.00	628.21	628.21	13,071.79	95.41 %
100-5100-51300	Professional Services	0.00	75,500.00	65.53	65.53	75,434.47	99.91 %
100-5100-52100	Staff Development/Certifications	0.00	1,000.00	0.00	0.00	1,000.00	100.00 %
100-5100-52102	Utilities	0.00	10,950.00	102.65	102.65	10,847.35	99.06 %
100-5100-52105	Government Regulation Fees	0.00	112,000.00	0.00	0.00	112,000.00	100.00 %
100-5100-52108	Membership/Subscriptions	0.00	150.00	0.00	0.00	150.00	100.00 %
Department: 5100 - Source of Supply Total:		0.00	725,456.00	90,078.60	90,078.60	635,377.40	87.58 %
Department: 5200 - Raw Water							
100-5200-50100	Salaries	0.00	319,292.00	20,971.42	20,971.42	298,320.58	93.43 %
100-5200-50101	Part-time/Temp Staff Wages	0.00	5,000.00	0.00	0.00	5,000.00	100.00 %
100-5200-50102	Overtime	0.00	24,800.00	3,646.04	3,646.04	21,153.96	85.30 %
100-5200-50103	Standby Pay	0.00	28,125.00	3,525.00	3,525.00	24,600.00	87.47 %
100-5200-50200	Payroll Taxes	0.00	30,333.00	2,095.22	2,095.22	28,237.78	93.09 %
100-5200-50300	Health Insurance	0.00	84,069.00	7,682.10	7,682.10	76,386.90	90.86 %
100-5200-50302	Insurance - Workers Compensation	0.00	10,604.00	0.00	0.00	10,604.00	100.00 %
100-5200-50400	PERS Retirement Expense	0.00	33,039.00	2,412.61	2,412.61	30,626.39	92.70 %
100-5200-50401	PERS UAL	0.00	104,041.00	100,893.92	100,893.92	3,147.08	3.02 %
100-5200-51100	Materials & Supplies	0.00	17,250.00	207.86	207.86	17,042.14	98.80 %
100-5200-51101	Durables/Rentals/Leases	0.00	0.00	17.66	17.66	-17.66	0.00 %
100-5200-51103	Safety/PPE Supplies	0.00	8,950.00	1,280.12	1,280.12	7,669.88	85.70 %
100-5200-51104	Software/Licenses	0.00	150.00	0.00	0.00	150.00	100.00 %

Budget Report

For Fiscal: 2024-2025 Period Ending: 07/31/2024

		Original Total Budget	Current Total Budget	Period Activity	Fiscal Activity	Variance Favorable (Unfavorable)	Percent Remaining
100-5200-51200	Vehicle Maintenance	0.00	11,275.00	722.69	722.69	10,552.31	93.59 %
100-5200-51201	Vehicle Operating - Fuel	0.00	29,300.00	2,275.71	2,275.71	27,024.29	92.23 %
100-5200-51300	Professional Services	0.00	10,000.00	65.53	65.53	9,934.47	99.34 %
100-5200-52100	Staff Development/Certifications	0.00	1,000.00	0.00	0.00	1,000.00	100.00 %
100-5200-52102	Utilities	0.00	3,500.00	261.12	261.12	3,238.88	92.54 %
100-5200-52108	Membership/Subscriptions	0.00	150.00	0.00	0.00	150.00	100.00 %
Department: 5200 - Raw Water Total:		0.00	720,878.00	146,057.00	146,057.00	574,821.00	79.74 %
Department: 5300 - Water Treatment							
100-5300-50100	Salaries	0.00	252,584.00	24,650.28	24,650.28	227,933.72	90.24 %
100-5300-50102	Overtime	0.00	28,000.00	2,431.78	2,431.78	25,568.22	91.32 %
100-5300-50103	Standby Pay	0.00	21,050.00	3,025.00	3,025.00	18,025.00	85.63 %
100-5300-50200	Payroll Taxes	0.00	23,995.00	2,240.80	2,240.80	21,754.20	90.66 %
100-5300-50300	Health Insurance	0.00	58,405.00	7,063.83	7,063.83	51,341.17	87.91 %
100-5300-50302	Insurance - Workers Compensation	0.00	5,426.00	0.00	0.00	5,426.00	100.00 %
100-5300-50400	PERS Retirement Expense	0.00	32,302.00	2,585.56	2,585.56	29,716.44	92.00 %
100-5300-50401	PERS UAL	0.00	78,030.00	75,670.44	75,670.44	2,359.56	3.02 %
100-5300-51100	Materials & Supplies	0.00	85,500.00	7,149.27	7,149.27	78,350.73	91.64 %
100-5300-51103	Safety/PPE Supplies	0.00	3,850.00	1,469.47	1,469.47	2,380.53	61.83 %
100-5300-51104	Software/Licenses	0.00	750.00	2,811.50	2,811.50	-2,061.50	-274.87 %
100-5300-51200	Vehicle Maintenance	0.00	4,450.00	25.00	25.00	4,425.00	99.44 %
100-5300-51201	Vehicle Operating - Fuel	0.00	8,750.00	567.72	567.72	8,182.28	93.51 %
100-5300-51202	Building Maintenance	0.00	5,000.00	0.00	0.00	5,000.00	100.00 %
100-5300-51300	Professional Services	0.00	28,000.00	760.00	760.00	27,240.00	97.29 %
100-5300-52100	Staff Development/Certifications	0.00	1,250.00	0.00	0.00	1,250.00	100.00 %
100-5300-52102	Utilities	0.00	302,700.00	748.92	748.92	301,951.08	99.75 %
100-5300-52105	Government Regulation Fees	0.00	8,250.00	90.00	90.00	8,160.00	98.91 %
Department: 5300 - Water Treatment Total:		0.00	948,292.00	131,289.57	131,289.57	817,002.43	86.16 %
Department: 5400 - Treated Water							
100-5400-50100	Salaries	0.00	455,504.00	33,743.59	33,743.59	421,760.41	92.59 %
100-5400-50102	Overtime	0.00	32,000.00	4,442.00	4,442.00	27,558.00	86.12 %
100-5400-50103	Standby Pay	0.00	21,050.00	1,475.00	1,475.00	19,575.00	92.99 %
100-5400-50200	Payroll Taxes	0.00	43,273.00	3,059.50	3,059.50	40,213.50	92.93 %
100-5400-50300	Health Insurance	0.00	129,526.00	11,977.82	11,977.82	117,548.18	90.75 %
100-5400-50302	Insurance - Workers Compensation	0.00	10,445.00	0.00	0.00	10,445.00	100.00 %
100-5400-50400	PERS Retirement Expense	0.00	49,588.00	3,510.35	3,510.35	46,077.65	92.92 %
100-5400-50401	PERS UAL	0.00	143,056.00	138,729.14	138,729.14	4,326.86	3.02 %
100-5400-51100	Materials & Supplies	0.00	144,500.00	2,105.60	2,105.60	142,394.40	98.54 %
100-5400-51101	Durables/Rentals/Leases	0.00	0.00	17.68	17.68	-17.68	0.00 %
100-5400-51103	Safety/PPE Supplies	0.00	9,000.00	2,167.60	2,167.60	6,832.40	75.92 %
100-5400-51200	Vehicle Maintenance	0.00	22,250.00	0.00	0.00	22,250.00	100.00 %
100-5400-51201	Vehicle Operating - Fuel	0.00	42,250.00	2,769.86	2,769.86	39,480.14	93.44 %
100-5400-51202	Building Maintenance	0.00	1,250.00	0.00	0.00	1,250.00	100.00 %
100-5400-51300	Professional Services	0.00	11,000.00	365.54	365.54	10,634.46	96.68 %
100-5400-52100	Staff Development/Certifications	0.00	3,250.00	60.00	60.00	3,190.00	98.15 %
100-5400-52102	Utilities	0.00	16,600.00	1,307.97	1,307.97	15,292.03	92.12 %
100-5400-52105	Government Regulation Fees	0.00	46,500.00	3,414.94	3,414.94	43,085.06	92.66 %
100-5400-52108	Membership/Subscriptions	0.00	100.00	0.00	0.00	100.00	100.00 %
Department: 5400 - Treated Water Total:		0.00	1,181,142.00	209,146.59	209,146.59	971,995.41	82.29 %
Department: 5600 - Admin							
100-5600-50100	Salaries	0.00	727,176.00	57,046.34	57,046.34	670,129.66	92.16 %
100-5600-50101	Part-time/Temp Staff Wages	0.00	15,000.00	0.00	0.00	15,000.00	100.00 %
100-5600-50102	Overtime	0.00	100.00	0.00	0.00	100.00	100.00 %
100-5600-50103	Automobile Allowance	0.00	7,600.00	500.00	500.00	7,100.00	93.42 %
100-5600-50104	Retiree Benefit	0.00	52,608.00	4,062.70	4,062.70	48,545.30	92.28 %
100-5600-50105	Director Compensation	0.00	24,000.00	2,000.00	2,000.00	22,000.00	91.67 %
100-5600-50200	Payroll Taxes	0.00	69,082.00	4,396.49	4,396.49	64,685.51	93.64 %
100-5600-50300	Health Insurance	0.00	129,238.00	13,796.15	13,796.15	115,441.85	89.33 %

Budget Report

For Fiscal: 2024-2025 Period Ending: 07/31/2024

		Original Total Budget	Current Total Budget	Period Activity	Fiscal Activity	Variance Favorable (Unfavorable)	Percent Remaining
100-5600-50302	Insurance - Workers Compensation	0.00	3,657.00	0.00	0.00	3,657.00	100.00 %
100-5600-50400	PERS Retirement Expense	0.00	62,863.00	5,058.79	5,058.79	57,804.21	91.95 %
100-5600-50401	PERS UAL	0.00	208,081.00	201,787.84	201,787.84	6,293.16	3.02 %
100-5600-50403	Def Comp Retirement Expense	0.00	10,250.00	730.80	730.80	9,519.20	92.87 %
100-5600-51100	Materials & Supplies	0.00	13,275.00	2,458.49	2,458.49	10,816.51	81.48 %
100-5600-51101	Durables/Rentals/Leases	0.00	6,800.00	576.83	576.83	6,223.17	91.52 %
100-5600-51102	Office Supplies	0.00	23,600.00	2,039.39	2,039.39	21,560.61	91.36 %
100-5600-51103	Safety/PPE Supplies	0.00	1,000.00	0.00	0.00	1,000.00	100.00 %
100-5600-51104	Software/Licenses	0.00	68,750.00	5,108.28	5,108.28	63,641.72	92.57 %
100-5600-51200	Vehicle Maintenance	0.00	3,250.00	0.00	0.00	3,250.00	100.00 %
100-5600-51201	Vehicle Operating - Fuel	0.00	3,250.00	85.04	85.04	3,164.96	97.38 %
100-5600-51300	Professional Services	0.00	130,350.00	5,869.95	5,869.95	124,480.05	95.50 %
100-5600-51301	Insurance - General Liability	0.00	93,300.00	39,927.98	39,927.98	53,372.02	57.20 %
100-5600-51302	Legal	0.00	85,000.00	0.00	0.00	85,000.00	100.00 %
100-5600-51303	Audit	0.00	20,000.00	0.00	0.00	20,000.00	100.00 %
100-5600-51304	Board Training/Travel	0.00	17,500.00	0.00	0.00	17,500.00	100.00 %
100-5600-51305	Accounting	0.00	160,000.00	0.00	0.00	160,000.00	100.00 %
100-5600-52100	Staff Development/Travel	0.00	29,600.00	2,579.52	2,579.52	27,020.48	91.29 %
100-5600-52102	Utilities	0.00	68,960.00	2,625.04	2,625.04	66,334.96	96.19 %
100-5600-52103	Bank Charges	0.00	1,800.00	197.91	197.91	1,602.09	89.01 %
100-5600-52104	Payroll Processing Fee	0.00	30,000.00	2,135.73	2,135.73	27,864.27	92.88 %
100-5600-52105	Government Regulation Fees	0.00	11,250.00	5,649.99	5,649.99	5,600.01	49.78 %
100-5600-52106	Elections	0.00	9,500.00	0.00	0.00	9,500.00	100.00 %
100-5600-52107	Other Miscellaneous Expense	0.00	1,500.00	1,636.50	1,636.50	-136.50	-9.10 %
100-5600-52108	Membership/Subscriptions	0.00	45,265.00	501.00	501.00	44,764.00	98.89 %
100-5600-52109	Low Income Rate Assistance Progr...	0.00	35,000.00	0.00	0.00	35,000.00	100.00 %
100-5600-52110	Recruitment	0.00	3,000.00	0.00	0.00	3,000.00	100.00 %
	Department: 5600 - Admin Total:	0.00	2,171,605.00	360,770.76	360,770.76	1,810,834.24	83.39 %
	Fund: 100 - Water Fund Surplus (Deficit):	0.00	310,861.00	-811,557.91	-811,557.91	-1,122,418.91	361.07 %
Fund: 101 - Retiree Health Fund							
Department: 0000 - Non-departmental							
101-0000-41200	Penalties	0.00	0.00	50.42	50.42	50.42	0.00 %
	Department: 0000 - Non-departmental Total:	0.00	0.00	50.42	50.42	50.42	0.00 %
Department: 5600 - Admin							
101-5600-50104	Retiree Benefit	0.00	0.00	-134.01	-134.01	134.01	0.00 %
	Department: 5600 - Admin Total:	0.00	0.00	-134.01	-134.01	134.01	0.00 %
	Fund: 101 - Retiree Health Fund Surplus (Deficit):	0.00	0.00	184.43	184.43	184.43	0.00 %
Fund: 102 - SMUD Fund							
Department: 0000 - Non-departmental							
102-0000-40106	SMUD Revenue	0.00	135,000.00	0.00	0.00	-135,000.00	100.00 %
	Department: 0000 - Non-departmental Total:	0.00	135,000.00	0.00	0.00	-135,000.00	100.00 %
	Fund: 102 - SMUD Fund Total:	0.00	135,000.00	0.00	0.00	-135,000.00	100.00 %
Fund: 103 - Hydroelectric Fund							
Department: 0000 - Non-departmental							
103-0000-40107	Lease Revenue	0.00	55,000.00	5,655.62	5,655.62	-49,344.38	89.72 %
	Department: 0000 - Non-departmental Total:	0.00	55,000.00	5,655.62	5,655.62	-49,344.38	89.72 %
Department: 5200 - Raw Water							
103-5200-51100	Materials & Supplies	0.00	0.00	64.10	64.10	-64.10	0.00 %
	Department: 5200 - Raw Water Total:	0.00	0.00	64.10	64.10	-64.10	0.00 %
	Fund: 103 - Hydroelectric Fund Surplus (Deficit):	0.00	55,000.00	5,591.52	5,591.52	-49,408.48	89.83 %
Fund: 111 - Capital Reserve Fund							
Department: 0000 - Non-departmental							
111-0000-42102	Grant Proceeds	0.00	3,000,000.00	0.00	0.00	-3,000,000.00	100.00 %
	Department: 0000 - Non-departmental Total:	0.00	3,000,000.00	0.00	0.00	-3,000,000.00	100.00 %

Budget Report

For Fiscal: 2024-2025 Period Ending: 07/31/2024

	Original Total Budget	Current Total Budget	Period Activity	Fiscal Activity	Variance Favorable (Unfavorable)	Percent Remaining
Department: 7100 - Capital Outlay						
111-7100-71100 Capital Expenses	0.00	645,850.00	0.00	0.00	645,850.00	100.00 %
Department: 7100 - Capital Outlay Total:	0.00	645,850.00	0.00	0.00	645,850.00	100.00 %
Fund: 111 - Capital Reserve Fund Surplus (Deficit):	0.00	2,354,150.00	0.00	0.00	-2,354,150.00	100.00 %
Fund: 112 - Sweetwater Treatment Plant Fund						
Department: 0000 - Non-departmental						
112-0000-40104 Supplemental Charge	0.00	665,000.00	32.60	32.60	-664,967.40	100.00 %
Department: 0000 - Non-departmental Total:	0.00	665,000.00	32.60	32.60	-664,967.40	100.00 %
Fund: 112 - Sweetwater Treatment Plant Fund Total:	0.00	665,000.00	32.60	32.60	-664,967.40	100.00 %
Fund: 120 - State Revolving Fund						
Department: 0000 - Non-departmental						
120-0000-41100 Interest Income	0.00	0.00	233.00	233.00	233.00	0.00 %
Department: 0000 - Non-departmental Total:	0.00	0.00	233.00	233.00	233.00	0.00 %
Fund: 120 - State Revolving Fund Total:	0.00	0.00	233.00	233.00	233.00	0.00 %
Fund: 200 - Zone Fund						
Department: 0000 - Non-departmental						
200-0000-40200 Zone Charges	0.00	192,000.00	0.00	0.00	-192,000.00	100.00 %
200-0000-40201 Zone Excrow Fee	0.00	12,000.00	0.00	0.00	-12,000.00	100.00 %
200-0000-41100 Interest Income	0.00	10,000.00	0.00	0.00	-10,000.00	100.00 %
200-0000-41301 Septic Design Fee	0.00	3,000.00	0.00	0.00	-3,000.00	100.00 %
Department: 0000 - Non-departmental Total:	0.00	217,000.00	0.00	0.00	-217,000.00	100.00 %
Department: 6100 - ALT Zone Wastewater						
200-6100-50100 Salaries	0.00	168,209.00	12,899.98	12,899.98	155,309.02	92.33 %
200-6100-50102 Overtime	0.00	400.00	0.00	0.00	400.00	100.00 %
200-6100-50200 Payroll Taxes	0.00	15,980.00	960.53	960.53	15,019.47	93.99 %
200-6100-50300 Health Insurance	0.00	39,795.00	3,341.95	3,341.95	36,453.05	91.60 %
200-6100-50302 Insurance - Workers Compensation	0.00	2,435.00	0.00	0.00	2,435.00	100.00 %
200-6100-50400 PERS Retirement Expense	0.00	13,289.00	1,105.05	1,105.05	12,183.95	91.68 %
200-6100-50401 PERS UAL	0.00	45,518.00	44,141.09	44,141.09	1,376.91	3.02 %
200-6100-51100 Materials & Supplies	0.00	5,800.00	0.00	0.00	5,800.00	100.00 %
200-6100-51101 Durables/Rentals/Leases	0.00	1,200.00	0.00	0.00	1,200.00	100.00 %
200-6100-51103 Safety/PPE Supplies	0.00	2,900.00	190.63	190.63	2,709.37	93.43 %
200-6100-51104 Software/Licenses	0.00	715.00	59.00	59.00	656.00	91.75 %
200-6100-51200 Vehicle Maintenance	0.00	3,900.00	241.26	241.26	3,658.74	93.81 %
200-6100-51201 Vehicle Operating - Fuel	0.00	7,000.00	469.02	469.02	6,530.98	93.30 %
200-6100-51300 Professional Services	0.00	73,500.00	0.00	0.00	73,500.00	100.00 %
200-6100-51301 Insurance - General Liability	0.00	5,162.00	0.00	0.00	5,162.00	100.00 %
200-6100-52100 Staff Development/Certifications	0.00	2,669.00	0.00	0.00	2,669.00	100.00 %
200-6100-52102 Utilities	0.00	11,500.00	910.06	910.06	10,589.94	92.09 %
200-6100-52105 Government Regulation Fees	0.00	65,700.00	0.00	0.00	65,700.00	100.00 %
Department: 6100 - ALT Zone Wastewater Total:	0.00	465,672.00	64,318.57	64,318.57	401,353.43	86.19 %
Fund: 200 - Zone Fund Surplus (Deficit):	0.00	-248,672.00	-64,318.57	-64,318.57	184,353.43	74.14 %
Fund: 210 - CDS Capital Reserve Fund						
Department: 7100 - Capital Outlay						
210-7100-71100 Capital Expenses	0.00	51,500.00	0.00	0.00	51,500.00	100.00 %
Department: 7100 - Capital Outlay Total:	0.00	51,500.00	0.00	0.00	51,500.00	100.00 %
Fund: 210 - CDS Capital Reserve Fund Total:	0.00	51,500.00	0.00	0.00	51,500.00	100.00 %
Report Surplus (Deficit):	0.00	3,219,839.00	-869,834.93	-869,834.93	-4,089,673.93	127.01 %

Group Summary

Departmen...	Original Total Budget	Current Total Budget	Period Activity	Fiscal Activity	Variance Favorable (Unfavorable)	Percent Remaining
Fund: 100 - Water Fund						
0000 - Non-departmental	0.00	6,058,234.00	125,784.61	125,784.61	-5,932,449.39	97.92 %
5100 - Source of Supply	0.00	725,456.00	90,078.60	90,078.60	635,377.40	87.58 %
5200 - Raw Water	0.00	720,878.00	146,057.00	146,057.00	574,821.00	79.74 %
5300 - Water Treatment	0.00	948,292.00	131,289.57	131,289.57	817,002.43	86.16 %
5400 - Treated Water	0.00	1,181,142.00	209,146.59	209,146.59	971,995.41	82.29 %
5600 - Admin	0.00	2,171,605.00	360,770.76	360,770.76	1,810,834.24	83.39 %
Fund: 100 - Water Fund Surplus (Deficit):	0.00	310,861.00	-811,557.91	-811,557.91	-1,122,418.91	361.07 %
Fund: 101 - Retiree Health Fund						
0000 - Non-departmental	0.00	0.00	50.42	50.42	50.42	0.00 %
5600 - Admin	0.00	0.00	-134.01	-134.01	134.01	0.00 %
Fund: 101 - Retiree Health Fund Surplus (Deficit):	0.00	0.00	184.43	184.43	184.43	0.00 %
Fund: 102 - SMUD Fund						
0000 - Non-departmental	0.00	135,000.00	0.00	0.00	-135,000.00	100.00 %
Fund: 102 - SMUD Fund Total:	0.00	135,000.00	0.00	0.00	-135,000.00	100.00 %
Fund: 103 - Hydroelectric Fund						
0000 - Non-departmental	0.00	55,000.00	5,655.62	5,655.62	-49,344.38	89.72 %
5200 - Raw Water	0.00	0.00	64.10	64.10	-64.10	0.00 %
Fund: 103 - Hydroelectric Fund Surplus (Deficit):	0.00	55,000.00	5,591.52	5,591.52	-49,408.48	89.83 %
Fund: 111 - Capital Reserve Fund						
0000 - Non-departmental	0.00	3,000,000.00	0.00	0.00	-3,000,000.00	100.00 %
7100 - Capital Outlay	0.00	645,850.00	0.00	0.00	645,850.00	100.00 %
Fund: 111 - Capital Reserve Fund Surplus (Deficit):	0.00	2,354,150.00	0.00	0.00	-2,354,150.00	100.00 %
Fund: 112 - Sweetwater Treatment Plant Fund						
0000 - Non-departmental	0.00	665,000.00	32.60	32.60	-664,967.40	100.00 %
Fund: 112 - Sweetwater Treatment Plant Fund Total:	0.00	665,000.00	32.60	32.60	-664,967.40	100.00 %
Fund: 120 - State Revolving Fund						
0000 - Non-departmental	0.00	0.00	233.00	233.00	233.00	0.00 %
Fund: 120 - State Revolving Fund Total:	0.00	0.00	233.00	233.00	233.00	0.00 %
Fund: 200 - Zone Fund						
0000 - Non-departmental	0.00	217,000.00	0.00	0.00	-217,000.00	100.00 %
6100 - ALT Zone Wastewater	0.00	465,672.00	64,318.57	64,318.57	401,353.43	86.19 %
Fund: 200 - Zone Fund Surplus (Deficit):	0.00	-248,672.00	-64,318.57	-64,318.57	184,353.43	74.14 %
Fund: 210 - CDS Capital Reserve Fund						
7100 - Capital Outlay	0.00	51,500.00	0.00	0.00	51,500.00	100.00 %
Fund: 210 - CDS Capital Reserve Fund Total:	0.00	51,500.00	0.00	0.00	51,500.00	100.00 %
Report Surplus (Deficit):	0.00	3,219,839.00	-869,834.93	-869,834.93	-4,089,673.93	127.01 %

Fund Summary

Fund	Original Total Budget	Current Total Budget	Period Activity	Fiscal Activity	Variance Favorable (Unfavorable)
100 - Water Fund	0.00	310,861.00	-811,557.91	-811,557.91	-1,122,418.91
101 - Retiree Health Fund	0.00	0.00	184.43	184.43	184.43
102 - SMUD Fund	0.00	135,000.00	0.00	0.00	-135,000.00
103 - Hydroelectric Fund	0.00	55,000.00	5,591.52	5,591.52	-49,408.48
111 - Capital Reserve Fund	0.00	2,354,150.00	0.00	0.00	-2,354,150.00
112 - Sweetwater Treatment Plant	0.00	665,000.00	32.60	32.60	-664,967.40
120 - State Revolving Fund	0.00	0.00	233.00	233.00	233.00
200 - Zone Fund	0.00	-248,672.00	-64,318.57	-64,318.57	184,353.43
210 - CDS Capital Reserve Fund	0.00	-51,500.00	0.00	0.00	51,500.00
Report Surplus (Deficit):	0.00	3,219,839.00	-869,834.93	-869,834.93	-4,089,673.93



Pooled Cash Report

Georgetown Divide PUD
For the Period Ending 7/31/2024

ACCOUNT #	ACCOUNT NAME	BEGINNING BALANCE	CURRENT ACTIVITY	CURRENT BALANCE	
CLAIM ON CASH					
100-0000-10999	Water Fund	730,932.12	(427,126.35)	303,805.77	
101-0000-10999	Retiree Health	333,977.85	226.17	334,204.02	
102-0000-10999	SMUD Fund	936,332.92	0.00	936,332.92	
103-0000-10999	Hydroelectric	986,730.62	(128.20)	986,602.42	
110-0000-10999	Capital Replacement	(31,171.29)	0.00	(31,171.29)	
111-0000-10999	Capital Reserve	1,984,711.20	(84,935.31)	1,899,775.89	
112-0000-10999	SWTP Supplemental Charge (Restricted)	869,510.72	84,183.30	953,694.02	
113-0000-10999	Caby Grant Fund (Restricted)	(39,066.57)	0.00	(39,066.57)	
114-0000-10999	EPA Grant Sweet water Plant (Restricted)	(90,530.11)	0.00	(90,530.11)	
120-0000-10999	State Revolving Fund (Restricted)	1,051,084.86	(2,088.14)	1,048,996.72	
121-0000-10999	Stumpy Meadows Emergency Reserve Fund	1,096,989.72	0.00	1,096,989.72	
200-0000-10999	Zone Fund	562,568.91	(39,762.00)	522,806.91	
210-0000-10999	CDS Reserve Fund (Restricted)	167,245.17	0.00	167,245.17	
211-0000-10999	CDS M & O Fund (Restricted)	42,041.15	0.00	42,041.15	
400-0000-10999	Capital Facility Charge Fund (Restricted)	531,566.29	0.00	531,566.29	
401-0000-10999	Water Development Fund (Restricted)	421,586.53	0.00	421,586.53	
500-0000-10999	Stewart Mine Fund (Restricted)	41,748.15	0.00	41,748.15	
501-0000-10999	Garden Valley Fund (Restricted)	77,124.30	0.00	77,124.30	
502-0000-10999	Kelsey North Fund (Restricted)	131,197.55	0.00	131,197.55	
TOTAL CLAIM ON CASH		<u>9,804,580.09</u>	<u>(469,630.53)</u>	<u>9,334,949.56</u>	
CASH IN BANK					
Cash in Bank					
999-0000-10100	EDSB - Disbursements	36,377.36	893.02	37,270.38	
999-0000-10101	EDSB - Receipts	281,858.20	260,239.33	542,097.53	
999-0000-10106	CA CLASS IVESTMENT POOL	1,626,773.57	(846,182.79)	780,590.78	
999-0000-10108	INVESTMENT SECURITIES	7,825,500.94	66,575.45	7,892,076.39	
999-0000-10109	US BANK SAFEKEEPING	4,813.84	48,514.36	53,328.20	
999-0000-10110	LAIF	29,256.18	330.10	29,586.28	
TOTAL: Cash in Bank		<u>9,804,580.09</u>	<u>(469,630.53)</u>	<u>9,334,949.56</u>	
TOTAL CASH IN BANK		<u>9,804,580.09</u>	<u>(469,630.53)</u>	<u>9,334,949.56</u>	
DUE TO OTHER FUNDS					
999-0000-23100	Due To Fund	9,804,580.09	(469,630.53)	9,334,949.56	
TOTAL DUE TO OTHER FUNDS		<u>9,804,580.09</u>	<u>(469,630.53)</u>	<u>9,334,949.56</u>	
Claim on Cash	9,334,949.56	Claim on Cash	9,334,949.56	Cash in Bank	9,334,949.56
Cash in Bank	9,334,949.56	Due To Other Funds	9,334,949.56	Due To Other Funds	9,334,949.56
Difference	<u>0.00</u>	Difference	<u>0.00</u>	Difference	<u>0.00</u>

ACCOUNT #	ACCOUNT NAME	BEGINNING BALANCE	CURRENT ACTIVITY	CURRENT BALANCE	
ACCOUNTS PAYABLE PENDING					
100-0000-20102	Accounts Payable Pending	122,837.96	(100,187.05)	22,650.91	
111-0000-20102	Accounts Payable Pending	96,881.56	(84,935.31)	11,946.25	
200-0000-20102	Accounts Payable Pending	1,825.46	(376.39)	1,449.07	
TOTAL ACCOUNTS PAYABLE PENDING		<u>221,544.98</u>	<u>(185,498.75)</u>	<u>36,046.23</u>	
DUE FROM OTHER FUNDS					
999-0000-13100	Due From Fund 100	(122,837.96)	100,187.05	(22,650.91)	
999-0000-13111	Due From Fund 111	(96,881.56)	84,935.31	(11,946.25)	
999-0000-13200	Due From Fund 200	(1,825.46)	376.39	(1,449.07)	
TOTAL DUE FROM OTHER FUNDS		<u>(221,544.98)</u>	<u>185,498.75</u>	<u>(36,046.23)</u>	
ACCOUNTS PAYABLE					
999-0000-20102	Accounts Payable	221,544.98	(185,498.75)	36,046.23	
TOTAL ACCOUNTS PAYABLE		<u>221,544.98</u>	<u>(185,498.75)</u>	<u>36,046.23</u>	
AP Pending	36,046.23	AP Pending	36,046.23	Due From Other Funds	36,046.23
Due From Other Funds	36,046.23	Accounts Payable	36,046.23	Accounts Payable	36,046.23
Difference	<u>0.00</u>	Difference	<u>0.00</u>	Difference	<u>0.00</u>



Georgetown Divide PUD

Check Report

By Check Number

Date Range: 07/01/2024 - 07/31/2024

Vendor Number	Vendor Name	Payment Date	Payment Type	Discount Amount	Payment Amount	Number
Bank Code: EDSB-El Dorado Savings Bank						
SCH03	SCHNEIDER, NICHOLAS	07/10/2024	Regular	0.00	1,029.52	36450
ACW05	ACWA/JPIA HEALTH	07/12/2024	Regular	0.00	50,884.48	36451
ADT01	ADT SECURITY SERVICES	07/12/2024	Regular	0.00	378.93	36452
ADT02	THE ADT SECURITY CORPORATION	07/12/2024	Regular	0.00	209.36	36453
ALL01	ALLEN KRAUSE	07/12/2024	Regular	0.00	663.26	36454
BES01	BEST, BEST & KRIEGER LLP	07/12/2024	Regular	0.00	8,453.08	36455
BJP01	BRUCE R. JOHNSON	07/12/2024	Regular	0.00	1,140.00	36456
CAR08	Carmody Software, Inc.	07/12/2024	Regular	0.00	59.00	36457
CLS01	CLS LABS	07/12/2024	Regular	0.00	1,025.00	36458
DOR01	DOROSH, LINDSAY	07/12/2024	Regular	0.00	3,660.00	36459
ECO01	ECORP CONSULTING, INC.	07/12/2024	Regular	0.00	8,411.25	36460
ELD05	EDC AUDITOR-CONTROLLER	07/12/2024	Regular	0.00	5,649.99	36461
ELD16	EL DORADO DISPOSAL SERVICE	07/12/2024	Regular	0.00	451.35	36462
ENV01	ENVIRO TECH SERVICES COMPANY, INC.	07/12/2024	Regular	0.00	112.23	36463
FER02	FERGUSON ENTERPRISES INC	07/12/2024	Regular	0.00	3,462.09	36464
FSL01	Fidelity Security Life Insurance Company	07/12/2024	Regular	0.00	339.17	36465
GAR02	GARDEN VALLEY FEED & HDW.	07/12/2024	Regular	0.00	218.19	36466
GEO02	GEORGETOWN GAZETTE	07/12/2024	Regular	0.00	174.00	36467
GEO04	DIVIDE SUPPLY ACE HARDWARE	07/12/2024	Regular	0.00	671.96	36468
GUT01	Robert Gutierrez	07/12/2024	Regular	0.00	500.00	36469
HAN04	HANGTOWN FIRE CONTROL	07/12/2024	Regular	0.00	1,769.74	36470
HAR03	HARRIS INDUSTRIAL GASES	07/12/2024	Regular	0.00	53.00	36471
HOM01	HOME DEPOT CREDIT SERVICE	07/12/2024	Regular	0.00	243.00	36472
ICM03	ICMA	07/12/2024	Regular	0.00	1,711.14	36473
IFS01	Infosend, Inc.	07/12/2024	Regular	0.00	460.63	36474
INF01	Infinity Technologies	07/12/2024	Regular	0.00	1,732.50	36475
IUO01	IUOE, LOCAL 39	07/12/2024	Regular	0.00	381.77	36476
IUO02	AFSCME District Council 57	07/12/2024	Regular	0.00	371.87	36477
KEY01	KEYS PLUS	07/12/2024	Regular	0.00	196.60	36478
LSL01	LANCE, SOLL & LUNGHARD, LLP	07/12/2024	Regular	0.00	9,735.00	36479
OPT01	OPTIMIZED INVESTMENT PARTNERS	07/12/2024	Regular	0.00	947.13	36480
PAC02	PACIFIC GAS & ELECTRIC	07/12/2024	Regular	0.00	61.48	36481
PAC02	PACIFIC GAS & ELECTRIC	07/12/2024	Regular	0.00	26,162.53	36482
PAC02	PACIFIC GAS & ELECTRIC	07/12/2024	Regular	0.00	6,246.15	36483
PAC02	PACIFIC GAS & ELECTRIC	07/12/2024	Regular	0.00	313.58	36484
PUL01	PULFER, JEFF	07/12/2024	Regular	0.00	182.23	36485
RAM01	RAMMCO	07/12/2024	Regular	0.00	413.50	36486
STR01	STREAMLINE	07/12/2024	Regular	0.00	4,500.00	36487
THA01	THATCHER COMPANY OF CALIF	07/12/2024	Regular	0.00	10,215.37	36488
TYL02	TYLER TECHNOLOGIES, INC	07/12/2024	Regular	0.00	500.00	36489
USB05	U.S. BANK CORPORATE PAYMENT SYSTEMS	07/12/2024	Regular	0.00	4,751.49	36490
	Void	07/12/2024	Regular	0.00	0.00	36491
VEC01	Vectis DC LLC	07/12/2024	Regular	0.00	4,000.00	36492
VER02	Verizon Connect Fleet USA LLC	07/12/2024	Regular	0.00	284.25	36493
VES01	Vestis Group, Inc(f/k/a Aramark)	07/12/2024	Regular	0.00	91.00	36494
WAT01	WATER RESOURCES ECONOMICS	07/12/2024	Regular	0.00	10,905.00	36495
WEL02	WELLS FARGO BANK	07/12/2024	Regular	0.00	2,088.14	36496
WES08	WESTERN HYDROLOGICS, LLP	07/12/2024	Regular	0.00	3,380.30	36497
ACW01	ACWA/JPIA	07/19/2024	Regular	0.00	12,381.82	36498
ALL01	ALLEN KRAUSE	07/19/2024	Regular	0.00	25.00	36499
ATT01	AT&T CORPORATION	07/19/2024	Regular	0.00	1,232.09	36500
ATT02	AT&T	07/19/2024	Regular	0.00	128.20	36501
BEN04	BENNETT ENGINEERING SERVICES	07/19/2024	Regular	0.00	77,563.17	36502
BLU01	ANTHEM BLUE CROSS	07/19/2024	Regular	0.00	784.75	36503

Check Report

Date Range: 07/01/2024 - 07/31/2024

Vendor Number	Vendor Name	Payment Date	Payment Type	Discount Amount	Payment Amount	Number
CLS01	CLS LABS	07/19/2024	Regular	0.00	141.00	36504
HOR01	HORNE LLP	07/19/2024	Regular	0.00	1,387.61	36505
IFS01	Infosend, Inc.	07/19/2024	Regular	0.00	4,678.03	36506
KAI01	Kaiser Permanente	07/19/2024	Regular	0.00	119.00	36507
KLA02	KLAHN, CHRISTIAN	07/19/2024	Regular	0.00	184.01	36508
OCC01	OCCU-MED, LTD	07/19/2024	Regular	0.00	445.75	36509
RAM01	RAMMCO	07/19/2024	Regular	0.00	206.75	36510
SIG01	SIGNAL SERVICE INC	07/19/2024	Regular	0.00	300.00	36511
TEI01	A. TEICHERT & SON, INC	07/19/2024	Regular	0.00	401.13	36512
UNI06	UNITEDHEALTHCARE INSURANCE	07/19/2024	Regular	0.00	782.40	36513
USB05	U.S. BANK CORPORATE PAYMENT SYSTEMS	07/19/2024	Regular	0.00	3,447.85	36514
USB06	U.S. BANK EQUIPMENT FINANCE	07/19/2024	Regular	0.00	877.03	36515
VER01	VERIZON WIRELESS	07/19/2024	Regular	0.00	68.22	36516
WIL01	Wilkinson Portables Inc.	07/19/2024	Regular	0.00	314.66	36517
ZAN01	ZANJERO, INC.	07/19/2024	Regular	0.00	170.00	36518
ACW01	ACWA/JPIA	07/26/2024	Regular	0.00	37,123.57	36519
AFL01	AMERICAN FAMILY LIFE INS	07/26/2024	Regular	0.00	1,124.96	36520
ALL01	ALLEN KRAUSE	07/26/2024	Regular	0.00	378.58	36521
AWW01	AMERICAN WATER WORKS ASSN	07/26/2024	Regular	0.00	501.00	36522
BLU06	BLUE SHIELD OF CALIFORNIA	07/26/2024	Regular	0.00	350.00	36523
CLS01	CLS LABS	07/26/2024	Regular	0.00	51.00	36524
CWS01	CORBIN WILLITS SYS. INC.	07/26/2024	Regular	0.00	608.28	36525
DMI01	DENNIS M. IRVIN	07/26/2024	Regular	0.00	300.00	36526
GEO01	GEORGETOWN HARDWARE	07/26/2024	Regular	0.00	211.82	36527
ICM03	ICMA	07/26/2024	Regular	0.00	1,714.78	36528
IUO01	IUOE, LOCAL 39	07/26/2024	Regular	0.00	420.07	36529
IUO02	AFSCME District Council 57	07/26/2024	Regular	0.00	386.01	36530
MAS01	MASTERS TELECOM, LLC	07/26/2024	Regular	0.00	15.84	36531
PAC02	PACIFIC GAS & ELECTRIC	07/26/2024	Regular	0.00	10.21	36532
PAC02	PACIFIC GAS & ELECTRIC	07/26/2024	Regular	0.00	24.64	36533
PAC02	PACIFIC GAS & ELECTRIC	07/26/2024	Regular	0.00	54.98	36534
PAC02	PACIFIC GAS & ELECTRIC	07/26/2024	Regular	0.00	1,651.10	36535
PAC02	PACIFIC GAS & ELECTRIC	07/26/2024	Regular	0.00	209.40	36536
PAC02	PACIFIC GAS & ELECTRIC	07/26/2024	Regular	0.00	237.96	36537
PAC02	PACIFIC GAS & ELECTRIC	07/26/2024	Regular	0.00	31.29	36538
PAC02	PACIFIC GAS & ELECTRIC	07/26/2024	Regular	0.00	66.67	36539
PRE01	PREMIER ACCESS INS CO	07/26/2024	Regular	0.00	12,254.20	36540
RAM01	RAMMCO	07/26/2024	Regular	0.00	176.79	36541
ROI01	ROI SAFETY SERVICES	07/26/2024	Regular	0.00	1,925.00	36542
SIE10	SIERRA SAFETY	07/26/2024	Regular	0.00	229.47	36543
TEI01	A. TEICHERT & SON, INC	07/26/2024	Regular	0.00	1,095.34	36544
THA01	THATCHER COMPANY OF CALIF	07/26/2024	Regular	0.00	6,975.52	36545
USA01	UNDERGROUND SERVICE ALERT	07/26/2024	Regular	0.00	2,486.80	36546
USA04	HD SUPPLY, INC	07/26/2024	Regular	0.00	428.82	36547
VER01	VERIZON WIRELESS	07/26/2024	Regular	0.00	1,559.92	36548
VES01	Vestis Group, Inc(f/k/a Aramark)	07/26/2024	Regular	0.00	91.00	36549

Bank Code EDSB Summary

Payment Type	Payable Count	Payment Count	Discount	Payment
Regular Checks	164	99	0.00	357,523.75
Manual Checks	0	0	0.00	0.00
Voided Checks	0	1	0.00	0.00
Bank Drafts	0	0	0.00	0.00
EFT's	0	0	0.00	0.00
	164	100	0.00	357,523.75

All Bank Codes Check Summary

Payment Type	Payable Count	Payment Count	Discount	Payment
Regular Checks	164	99	0.00	357,523.75
Manual Checks	0	0	0.00	0.00
Voided Checks	0	1	0.00	0.00
Bank Drafts	0	0	0.00	0.00
EFT's	0	0	0.00	0.00
	164	100	0.00	357,523.75

Fund Summary

Fund	Name	Period	Amount
999	Pooled Cash Fund	7/2024	357,523.75
			357,523.75



Georgetown Divide PUD

Vendor Purchasing Report

For Date Range 07/01/2024 - 07/31/2024

Vendor Set: Vendor Set 01

Vendor	Name	Volume
ACW01	ACWA/JPIA	49,505.39
ACW05	ACWA/JPIA HEALTH	50,884.48
ADT01	ADT SECURITY SERVICES	378.93
ADT02	THE ADT SECURITY CORPORATION	418.72
AFL01	AMERICAN FAMILY LIFE INS	1,124.96
ALL01	ALLEN KRAUSE	1,020.40
ATT01	AT&T CORPORATION	1,232.09
ATT02	AT&T	128.20
AWW01	AMERICAN WATER WORKS ASSN	501.00
BEN04	BENNETT ENGINEERING SERVICES	77,563.17
BES01	BEST, BEST & KRIEGER LLP	8,453.08
BJP01	BRUCE R. JOHNSON	1,140.00
BLU01	ANTHEM BLUE CROSS	784.75
BLU06	BLUE SHIELD OF CALIFORNIA	350.00
CAL17	STATE OF CA - DEPT OF FORESTRY AND FIRE PROTECTIC	454.16
CAN02	CANN, BRIAN	386.06
CAR08	Carmody Software, Inc.	59.00
CLS01	CLS LABS	1,217.00
CWS01	CORBIN WILLITS SYS. INC.	608.28
DMI01	DENNIS M. IRVIN	300.00
DOR01	DOROSH, LINDSAY	3,660.00
ECO01	ECORP CONSULTING, INC.	8,411.25
ELD05	EDC AUDITOR-CONTROLLER	5,649.99
ELD16	EL DORADO DISPOSAL SERVICE	451.35
ENV01	ENVIRO TECH SERVICES COMPANY, INC.	103.20
EXE01	EXELE INFORMATION SYSTEMS, INC.	2,811.50
FER01	FERRELLGAS	12.00
FER02	FERGUSON ENTERPRISES INC	3,228.06
FSL01	Fidelity Security Life Insurance Company	680.21
GAR02	GARDEN VALLEY FEED & HDW.	203.44
GEO01	GEORGETOWN HARDWARE	197.49
GEO02	GEORGETOWN GAZETTE	1,636.50
GEO04	DIVIDE SUPPLY ACE HARDWARE	626.54
GUT01	Robert Gutierrez	500.00
HAN04	HANGTOWN FIRE CONTROL	1,703.00
HAR03	HARRIS INDUSTRIAL GASES	53.00
HOM01	HOME DEPOT CREDIT SERVICE	625.18
HOR01	HORNE LLP	1,387.61
ICM03	ICMA	3,425.92
IFS01	Infosend, Inc.	5,085.85
INF01	Infinity Technologies	1,732.50
IUO01	IUOE, LOCAL 39	801.84
IUO02	AFSCME District Council 57	757.88
KAI01	Kaiser Permanente	119.00
KEY01	KEYS PLUS	194.95
KLA02	KLAHN, CHRISTIAN	184.01
LSL01	LANCE, SOLL & LUNGWARD, LLP	9,735.00
MAS01	MASTERS TELECOM, LLC	15.84
OCC01	OCCU-MED, LTD	445.75
OPT01	OPTIMIZED INVESTMENT PARTNERS	947.13
PAC02	PACIFIC GAS & ELECTRIC	36,035.18
PRE01	PREMIER ACCESS INS CO	15,510.04

Vendor Purchasing Report

For Date Range 07/01/2024 - 07/31/2024

Vendor Set: Vendor Set 01

Vendor	Name	Volume
PUL01	PULFER, JEFF	182.23
RAM01	RAMMCO	973.83
ROI01	ROI SAFETY SERVICES	1,925.00
ROM01	ROMERO, JOSHUA	353.34
SCH03	SCHNEIDER, NICHOLAS	1,029.52
SIE10	SIERRA SAFETY	213.96
SIG01	SIGNAL SERVICE INC	300.00
STR01	STREAMLINE	4,500.00
SWR03	STATE WATER RESOURCES CON	60.00
TEI01	A. TEICHERT & SON, INC	1,395.29
THA01	THATCHER COMPANY OF CALIF	15,963.60
TIR01	TIREHUB, LLC	651.00
TYL02	TYLER TECHNOLOGIES, INC	500.00
UNI06	UNITEDHEALTHCARE INSURANCE	782.40
USA01	UNDERGROUND SERVICE ALERT	3,261.94
USA04	HD SUPPLY, INC	536.10
USB05	U.S. BANK CORPORATE PAYMENT SYSTEMS	8,054.23
USB06	U.S. BANK EQUIPMENT FINANCE	877.03
VEC01	Vectis DC LLC	4,000.00
VER01	VERIZON WIRELESS	1,628.14
VER02	Verizon Connect Fleet USA LLC	284.25
VES01	Vestis Group, Inc(f/k/a Aramark)	214.70
WAL02	WALKER'S OFFICE SUPPLY	715.16
WAT01	WATER RESOURCES ECONOMICS	10,905.00
WEL02	WELLS FARGO BANK	2,088.14
WES08	WESTERN HYDROLOGICS, LLP	3,380.30
WEX01	Wex Bank	6,795.56
WIL01	Wilkinson Portables Inc.	314.66
ZAN01	ZANJERO, INC.	170.00
Vendor Set Vendor Set 01 Total:		375,496.26



Georgetown Divide PUD

Purchase Order Summary Report

Purchase Order Detail

Issued Date Range 07/01/2024 - 07/31/2024

PO Number	Description	Status	Issue Date	Trade Discount	Total
PO-2118678	Equipment Trailer Sales Tax USB05 - U.S. BANK CORPORATE PAYMENT SYSTEMS	Voided Office	7/3/2024 7/17/2024	0.00	595.00

Items

Description	Part Number	Units	Price	Tax	Shipping	Discount	Total
Trailer Sales Tax		0.00	0.00	0.00	0.00	0.00	595.00
Distributions							
Account Number	Account Name	Project Account Key	Separate Sales Tax	Percent	Dist Amount		
111-7100-71100	Capital Expenses			100.00%	595.00		

PO-2118679	Water Quality Report Mailing - CCR IFS01 - Infosend, Inc.	Completed Office	7/1/2024 7/15/2024	0.00	2,241.47
------------	--	---------------------	-----------------------	------	----------

Items

Description	Part Number	Units	Price	Tax	Shipping	Discount	Total
postcard mailings for the CCR		0.00	0.00	54.34	0.00	0.00	2,241.47
Distributions							
Account Number	Account Name	Project Account Key	Separate Sales Tax	Percent	Dist Amount		
100-5600-51100	Materials & Supplies			100.00%	2,241.47		

PO-2118680	ACWA 2024 - Conference lodging - NS USB05 - U.S. BANK CORPORATE PAYMENT SYSTEMS	Voided Office	7/9/2024 7/23/2024	0.00	790.13
------------	--	------------------	-----------------------	------	--------

Items

Description	Part Number	Units	Price	Tax	Shipping	Discount	Total
ACWA 2024 - NS lodging		1.00	790.13	0.00	0.00	0.00	790.13
Distributions							
Account Number	Account Name	Project Account Key	Separate Sales Tax	Percent	Dist Amount		
100-5600-52100	Staff Development/Travel			100.00%	790.13		

PO-2118683	2024/2025 Open P.O. TEI01 - A. TEICHERT & SON, INC	Partially Received Office	7/9/2024 7/23/2024	0.00	16,000.00
------------	---	------------------------------	-----------------------	------	-----------

Items

Description	Part Number	Units	Price	Tax	Shipping	Discount	Total
Aggregate		0.00	0.00	0.00	0.00	0.00	2,000.00
Distributions							
Account Number	Account Name	Project Account Key	Separate Sales Tax	Percent	Dist Amount		
100-5100-51100	Materials & Supplies			100.00%	2,000.00		
Aggregate		0.00	0.00	0.00	0.00	0.00	12,000.00
Distributions							
Account Number	Account Name	Project Account Key	Separate Sales Tax	Percent	Dist Amount		
100-5400-51100	Materials & Supplies			100.00%	12,000.00		
Aggregate		0.00	0.00	0.00	0.00	0.00	2,000.00
Distributions							
Account Number	Account Name	Project Account Key	Separate Sales Tax	Percent	Dist Amount		
100-5200-51100	Materials & Supplies			100.00%	2,000.00		

Purchase Order Summary Report

Issued Date Range 07/01/2024 - 07/31/2024

PO Number	Description Vendor	Status Ship To	Issue Date Delivery Date	Trade Discount	Total
PO-2118684	2024/2025 Open P.O. ALL01 - ALLEN KRAUSE	Partially Received Office	7/9/2024 7/23/2024	0.00	15,600.00

Items							
Description	Part Number	Units	Price	Tax	Shipping	Discount	Total
Annual Vehicle Maintenance		0.00	0.00	0.00	0.00	0.00	1,850.00
Distributions							
Account Number	Account Name	Project Account Key		Separate Sales Tax	Percent	Dist Amount	
100-5300-51200	Vehicle Maintenance				100.00%	1,850.00	
Annual Vehicle Maintenance		0.00	0.00	0.00	0.00	0.00	750.00
Distributions							
Account Number	Account Name	Project Account Key		Separate Sales Tax	Percent	Dist Amount	
100-5100-51200	Vehicle Maintenance				100.00%	750.00	
Supplies		0.00	0.00	0.00	0.00	0.00	750.00
Distributions							
Account Number	Account Name	Project Account Key		Separate Sales Tax	Percent	Dist Amount	
100-5100-51100	Materials & Supplies				100.00%	750.00	
Supplies		0.00	0.00	0.00	0.00	0.00	750.00
Distributions							
Account Number	Account Name	Project Account Key		Separate Sales Tax	Percent	Dist Amount	
100-5400-51100	Materials & Supplies				100.00%	750.00	
Annual Vehicle Maintenance		0.00	0.00	0.00	0.00	0.00	3,375.00
Distributions							
Account Number	Account Name	Project Account Key		Separate Sales Tax	Percent	Dist Amount	
100-5200-51200	Vehicle Maintenance				100.00%	3,375.00	
Supplies		0.00	0.00	0.00	0.00	0.00	1,625.00
Distributions							
Account Number	Account Name	Project Account Key		Separate Sales Tax	Percent	Dist Amount	
100-5200-51100	Materials & Supplies				100.00%	1,625.00	
Supplies		0.00	0.00	0.00	0.00	0.00	250.00
Distributions							
Account Number	Account Name	Project Account Key		Separate Sales Tax	Percent	Dist Amount	
200-6100-51100	Materials & Supplies				100.00%	250.00	
Annual Vehicle Maintenance		0.00	0.00	0.00	0.00	0.00	3,750.00
Distributions							
Account Number	Account Name	Project Account Key		Separate Sales Tax	Percent	Dist Amount	
100-5400-51200	Vehicle Maintenance				100.00%	3,750.00	
Annual Vehicle Maintenance		0.00	0.00	0.00	0.00	0.00	1,250.00
Distributions							
Account Number	Account Name	Project Account Key		Separate Sales Tax	Percent	Dist Amount	
100-5600-51200	Vehicle Maintenance				100.00%	1,250.00	
Annual Vehicle Maintenance		0.00	0.00	0.00	0.00	0.00	1,250.00
Distributions							
Account Number	Account Name	Project Account Key		Separate Sales Tax	Percent	Dist Amount	
200-6100-51200	Vehicle Maintenance				100.00%	1,250.00	

Purchase Order Summary Report

Issued Date Range 07/01/2024 - 07/31/2024

PO Number	Description Vendor	Status Ship To	Issue Date Delivery Date	Trade Discount	Total
PO-2118685	2024/2025 Open P.O. AND01 - ANDERSON'S SIERRA PIPE CO	Partially Received Office	7/9/2024 7/23/2024	0.00	4,500.00

Items							
Description	Part Number	Units	Price	Tax	Shipping	Discount	Total
Supplies		0.00	0.00	0.00	0.00	0.00	750.00
Distributions							
Account Number	Account Name	Project Account Key		Separate Sales Tax		Percent	Dist Amount
100-5200-51100	Materials & Supplies					100.00%	750.00
Supplies		0.00	0.00	0.00	0.00	0.00	2,000.00
Distributions							
Account Number	Account Name	Project Account Key		Separate Sales Tax		Percent	Dist Amount
100-5400-51100	Materials & Supplies					100.00%	2,000.00
Supplies		0.00	0.00	0.00	0.00	0.00	750.00
Distributions							
Account Number	Account Name	Project Account Key		Separate Sales Tax		Percent	Dist Amount
100-5100-51100	Materials & Supplies					100.00%	750.00
Supplies		0.00	0.00	0.00	0.00	0.00	750.00
Distributions							
Account Number	Account Name	Project Account Key		Separate Sales Tax		Percent	Dist Amount
100-5300-51100	Materials & Supplies					100.00%	750.00
Supplies		0.00	0.00	0.00	0.00	0.00	250.00
Distributions							
Account Number	Account Name	Project Account Key		Separate Sales Tax		Percent	Dist Amount
200-6100-51100	Materials & Supplies					100.00%	250.00

PO-2118686	2024/2025 Open P.O. BST01 - BST Services Inc	Partially Received Office	7/9/2024 7/23/2024	0.00	2,000.00
------------	---	------------------------------	-----------------------	------	----------

Items							
Description	Part Number	Units	Price	Tax	Shipping	Discount	Total
Emergency Aggregate		0.00	0.00	0.00	0.00	0.00	2,000.00
Distributions							
Account Number	Account Name	Project Account Key		Separate Sales Tax		Percent	Dist Amount
100-5400-51100	Materials & Supplies					100.00%	2,000.00

Purchase Order Summary Report

Issued Date Range 07/01/2024 - 07/31/2024

PO Number	Description Vendor	Status Ship To	Issue Date Delivery Date	Trade Discount	Total
PO-2118687	2024/2025 Open P.O. DIV05 - PLACERVILLE AUTO PARTS, INC.	Outstanding Office	7/9/2024 7/23/2024	0.00	5,500.00

Items							
Description	Part Number	Units	Price	Tax	Shipping	Discount	Total
Misc. Repair Supplies		0.00	0.00	0.00	0.00	0.00	250.00
Distributions							
Account Number	Account Name	Project Account Key		Separate Sales Tax	Percent	Dist Amount	
100-5300-51200	Vehicle Maintenance				100.00%	250.00	
Supplies		0.00	0.00	0.00	0.00	0.00	500.00
Distributions							
Account Number	Account Name	Project Account Key		Separate Sales Tax	Percent	Dist Amount	
100-5300-51100	Materials & Supplies				100.00%	500.00	
Supplies		0.00	0.00	0.00	0.00	0.00	500.00
Distributions							
Account Number	Account Name	Project Account Key		Separate Sales Tax	Percent	Dist Amount	
100-5100-51100	Materials & Supplies				100.00%	500.00	
Misc. Repair Supplies		0.00	0.00	0.00	0.00	0.00	500.00
Distributions							
Account Number	Account Name	Project Account Key		Separate Sales Tax	Percent	Dist Amount	
100-5100-51200	Vehicle Maintenance				100.00%	500.00	
Misc. Repair Supplies		0.00	0.00	0.00	0.00	0.00	250.00
Distributions							
Account Number	Account Name	Project Account Key		Separate Sales Tax	Percent	Dist Amount	
100-5600-51200	Vehicle Maintenance				100.00%	250.00	
Supplies		0.00	0.00	0.00	0.00	0.00	500.00
Distributions							
Account Number	Account Name	Project Account Key		Separate Sales Tax	Percent	Dist Amount	
100-5200-51100	Materials & Supplies				100.00%	500.00	
Misc. Repair Supplies		0.00	0.00	0.00	0.00	0.00	1,000.00
Distributions							
Account Number	Account Name	Project Account Key		Separate Sales Tax	Percent	Dist Amount	
100-5400-51200	Vehicle Maintenance				100.00%	1,000.00	
Supplies		0.00	0.00	0.00	0.00	0.00	500.00
Distributions							
Account Number	Account Name	Project Account Key		Separate Sales Tax	Percent	Dist Amount	
100-5400-51100	Materials & Supplies				100.00%	500.00	
Misc. Repair Supplies		0.00	0.00	0.00	0.00	0.00	250.00
Distributions							
Account Number	Account Name	Project Account Key		Separate Sales Tax	Percent	Dist Amount	
200-6100-51200	Vehicle Maintenance				100.00%	250.00	
Misc. Repair Supplies		0.00	0.00	0.00	0.00	0.00	1,250.00
Distributions							
Account Number	Account Name	Project Account Key		Separate Sales Tax	Percent	Dist Amount	
100-5200-51200	Vehicle Maintenance				100.00%	1,250.00	

Purchase Order Summary Report

Issued Date Range 07/01/2024 - 07/31/2024

PO Number	Description Vendor	Status Ship To	Issue Date Delivery Date	Trade Discount	Total
PO-2118688	2024/2025 Open P.O. GEO04 - DIVIDE SUPPLY ACE HARDWARE	Partially Received Office	7/9/2024 7/23/2024	0.00	11,250.00

Items							
Description	Part Number	Units	Price	Tax	Shipping	Discount	Total
Daily Supplies		0.00	0.00	0.00	0.00	0.00	1,750.00
Distributions							
Account Number	Account Name	Project Account Key		Separate Sales Tax	Percent	Dist Amount	
100-5100-51100	Materials & Supplies				100.00%	1,750.00	
Repair Supplies		0.00	0.00	0.00	0.00	0.00	250.00
Distributions							
Account Number	Account Name	Project Account Key		Separate Sales Tax	Percent	Dist Amount	
100-5600-51100	Materials & Supplies				100.00%	250.00	
Daily Supplies		0.00	0.00	0.00	0.00	0.00	1,250.00
Distributions							
Account Number	Account Name	Project Account Key		Separate Sales Tax	Percent	Dist Amount	
100-5300-51100	Materials & Supplies				100.00%	1,250.00	
Daily Supplies		0.00	0.00	0.00	0.00	0.00	1,750.00
Distributions							
Account Number	Account Name	Project Account Key		Separate Sales Tax	Percent	Dist Amount	
100-5400-51100	Materials & Supplies				100.00%	1,750.00	
Daily Supplies		0.00	0.00	0.00	0.00	0.00	4,000.00
Distributions							
Account Number	Account Name	Project Account Key		Separate Sales Tax	Percent	Dist Amount	
100-5200-51100	Materials & Supplies				100.00%	4,000.00	
Daily Supplies		0.00	0.00	0.00	0.00	0.00	2,250.00
Distributions							
Account Number	Account Name	Project Account Key		Separate Sales Tax	Percent	Dist Amount	
200-6100-51100	Materials & Supplies				100.00%	2,250.00	

PO-2118689	2024/2025 Open P.O. ROB01 - DON ROBINSON	Outstanding Office	7/9/2024 7/23/2024	0.00	11,500.00
------------	---	-----------------------	-----------------------	------	-----------

Items							
Description	Part Number	Units	Price	Tax	Shipping	Discount	Total
Cut-Back		0.00	0.00	0.00	0.00	0.00	11,500.00
Distributions							
Account Number	Account Name	Project Account Key		Separate Sales Tax	Percent	Dist Amount	
100-5400-51100	Materials & Supplies				100.00%	11,500.00	

PO-2118690	2024/2025 Open P.O. GAR02 - GARDEN VALLEY FEED & HDW.	Outstanding Office	7/9/2024 7/23/2024	0.00	2,000.00
------------	--	-----------------------	-----------------------	------	----------

Items							
Description	Part Number	Units	Price	Tax	Shipping	Discount	Total
Daily Supplies		0.00	0.00	0.00	0.00	0.00	1,250.00
Distributions							
Account Number	Account Name	Project Account Key		Separate Sales Tax	Percent	Dist Amount	
100-5200-51100	Materials & Supplies				100.00%	1,250.00	
Daily Supplies		0.00	0.00	0.00	0.00	0.00	750.00
Distributions							
Account Number	Account Name	Project Account Key		Separate Sales Tax	Percent	Dist Amount	
100-5400-51100	Materials & Supplies				100.00%	750.00	

Purchase Order Summary Report

Issued Date Range 07/01/2024 - 07/31/2024

PO Number	Description Vendor	Status Ship To	Issue Date Delivery Date	Trade Discount	Total
PO-2118691	2024/2025 Open P.O. GEO01 - GEORGETOWN HARDWARE	Partially Received Office	7/9/2024 7/23/2024	0.00	5,250.00

Items

Description	Part Number	Units	Price	Tax	Shipping	Discount	Total
Daily Supplies		0.00	0.00	0.00	0.00	0.00	2,750.00
Distributions							
Account Number	Account Name	Project Account Key		Separate Sales Tax		Percent	Dist Amount
100-5200-51100	Materials & Supplies					100.00%	2,750.00
Daily Supplies		0.00	0.00	0.00	0.00	0.00	750.00
Distributions							
Account Number	Account Name	Project Account Key		Separate Sales Tax		Percent	Dist Amount
100-5100-51100	Materials & Supplies					100.00%	750.00
Daily Supplies		0.00	0.00	0.00	0.00	0.00	1,750.00
Distributions							
Account Number	Account Name	Project Account Key		Separate Sales Tax		Percent	Dist Amount
100-5400-51100	Materials & Supplies					100.00%	1,750.00

PO-2118692	2024/2025 Open P.O. HOM01 - HOME DEPOT CREDIT SERVICE	Outstanding Office	7/9/2024 7/23/2024	0.00	3,950.00
------------	--	-----------------------	-----------------------	------	----------

Items

Description	Part Number	Units	Price	Tax	Shipping	Discount	Total
Supplies		0.00	0.00	0.00	0.00	0.00	1,750.00
Distributions							
Account Number	Account Name	Project Account Key		Separate Sales Tax		Percent	Dist Amount
200-6100-51100	Materials & Supplies					100.00%	1,750.00
Supplies		0.00	0.00	0.00	0.00	0.00	950.00
Distributions							
Account Number	Account Name	Project Account Key		Separate Sales Tax		Percent	Dist Amount
100-5300-51100	Materials & Supplies					100.00%	950.00
Supplies		0.00	0.00	0.00	0.00	0.00	500.00
Distributions							
Account Number	Account Name	Project Account Key		Separate Sales Tax		Percent	Dist Amount
100-5400-51100	Materials & Supplies					100.00%	500.00
Daily Supplies		0.00	0.00	0.00	0.00	0.00	750.00
Distributions							
Account Number	Account Name	Project Account Key		Separate Sales Tax		Percent	Dist Amount
100-5200-51100	Materials & Supplies					100.00%	750.00

PO-2118693	2024/2025 Open P.O. GEN01 - Genuine Parts Company	Partially Received Office	7/9/2024 7/23/2024	0.00	700.00
------------	--	------------------------------	-----------------------	------	--------

Items

Description	Part Number	Units	Price	Tax	Shipping	Discount	Total
Repair Supplies		0.00	0.00	0.00	0.00	0.00	150.00
Distributions							
Account Number	Account Name	Project Account Key		Separate Sales Tax		Percent	Dist Amount
100-5100-51200	Vehicle Maintenance					100.00%	150.00
Repair Supplies		0.00	0.00	0.00	0.00	0.00	150.00
Distributions							
Account Number	Account Name	Project Account Key		Separate Sales Tax		Percent	Dist Amount
100-5200-51200	Vehicle Maintenance					100.00%	150.00
Repair Supplies		0.00	0.00	0.00	0.00	0.00	150.00
Distributions							
Account Number	Account Name	Project Account Key		Separate Sales Tax		Percent	Dist Amount
100-5300-51200	Vehicle Maintenance					100.00%	150.00
Repair Supplies		0.00	0.00	0.00	0.00	0.00	250.00
Distributions							
Account Number	Account Name	Project Account Key		Separate Sales Tax		Percent	Dist Amount
100-5400-51200	Vehicle Maintenance					100.00%	250.00

Purchase Order Summary Report

Issued Date Range 07/01/2024 - 07/31/2024

PO Number	Description Vendor	Status Ship To	Issue Date Delivery Date	Trade Discount	Total
PO-2118694	2024/2025 Open P.O. DEL01 - DEL PASO PIPE & STEELE	Outstanding Office	7/9/2024 7/23/2024	0.00	5,750.00

Items

Description	Part Number	Units	Price	Tax	Shipping	Discount	Total
Steel		0.00	0.00	0.00	0.00	0.00	1,750.00
Distributions							
Account Number	Account Name	Project Account Key		Separate Sales Tax	Percent	Dist Amount	
100-5200-51100	Materials & Supplies				100.00%	1,750.00	
Steel		0.00	0.00	0.00	0.00	0.00	1,750.00
Distributions							
Account Number	Account Name	Project Account Key		Separate Sales Tax	Percent	Dist Amount	
100-5400-51100	Materials & Supplies				100.00%	1,750.00	
Steel		0.00	0.00	0.00	0.00	0.00	2,250.00
Distributions							
Account Number	Account Name	Project Account Key		Separate Sales Tax	Percent	Dist Amount	
100-5100-51100	Materials & Supplies				100.00%	2,250.00	

PO-2118695	2024/2025 Open P.O. SIE10 - SIERRA SAFETY	Partially Received Office	7/9/2024 7/23/2024	0.00	5,200.00
------------	--	------------------------------	-----------------------	------	----------

Items

Description	Part Number	Units	Price	Tax	Shipping	Discount	Total
Safety Supplies		0.00	0.00	0.00	0.00	0.00	500.00
Distributions							
Account Number	Account Name	Project Account Key		Separate Sales Tax	Percent	Dist Amount	
100-5100-51103	Safety/PPE Supplies				100.00%	500.00	
Safety Supplies		0.00	0.00	0.00	0.00	0.00	250.00
Distributions							
Account Number	Account Name	Project Account Key		Separate Sales Tax	Percent	Dist Amount	
200-6100-51103	Safety/PPE Supplies				100.00%	250.00	
Safety Supplies		0.00	0.00	0.00	0.00	0.00	750.00
Distributions							
Account Number	Account Name	Project Account Key		Separate Sales Tax	Percent	Dist Amount	
100-5300-51103	Safety/PPE Supplies				100.00%	750.00	
Safety Supplies		0.00	0.00	0.00	0.00	0.00	2,500.00
Distributions							
Account Number	Account Name	Project Account Key		Separate Sales Tax	Percent	Dist Amount	
100-5400-51103	Safety/PPE Supplies				100.00%	2,500.00	
Safety Supplies		0.00	0.00	0.00	0.00	0.00	1,200.00
Distributions							
Account Number	Account Name	Project Account Key		Separate Sales Tax	Percent	Dist Amount	
100-5200-51103	Safety/PPE Supplies				100.00%	1,200.00	

Purchase Order Summary Report

Issued Date Range 07/01/2024 - 07/31/2024

PO Number	Description Vendor	Status Ship To	Issue Date Delivery Date	Trade Discount	Total
PO-2118696	2024/2025 Open P.O. USA04 - HD SUPPLY, INC	Partially Received Office	7/9/2024 7/23/2024	0.00	10,200.00

Items							
Description	Part Number	Units	Price	Tax	Shipping	Discount	Total
Misc. Supplies		0.00	0.00	0.00	0.00	0.00	250.00
Distributions							
Account Number	Account Name	Project Account Key		Separate Sales Tax		Percent	Dist Amount
100-5100-51100	Materials & Supplies					100.00%	250.00
Misc. Supplies		0.00	0.00	0.00	0.00	0.00	450.00
Distributions							
Account Number	Account Name	Project Account Key		Separate Sales Tax		Percent	Dist Amount
100-5200-51100	Materials & Supplies					100.00%	450.00
Misc. Supplies		0.00	0.00	0.00	0.00	0.00	5,500.00
Distributions							
Account Number	Account Name	Project Account Key		Separate Sales Tax		Percent	Dist Amount
100-5300-51100	Materials & Supplies					100.00%	5,500.00
Misc. Supplies		0.00	0.00	0.00	0.00	0.00	3,250.00
Distributions							
Account Number	Account Name	Project Account Key		Separate Sales Tax		Percent	Dist Amount
100-5400-51100	Materials & Supplies					100.00%	3,250.00
Safety Supplies		0.00	0.00	0.00	0.00	0.00	750.00
Distributions							
Account Number	Account Name	Project Account Key		Separate Sales Tax		Percent	Dist Amount
100-5300-51103	Safety/PPE Supplies					100.00%	750.00

PO-2118697	2024/2025 Open P.O. HAR03 - HARRIS INDUSTRIAL GASES	Partially Received Office	7/9/2024 7/23/2024	0.00	2,000.00
------------	--	------------------------------	-----------------------	------	----------

Items							
Description	Part Number	Units	Price	Tax	Shipping	Discount	Total
Welding Supplies		0.00	0.00	0.00	0.00	0.00	750.00
Distributions							
Account Number	Account Name	Project Account Key		Separate Sales Tax		Percent	Dist Amount
100-5200-51100	Materials & Supplies					100.00%	750.00
Welding Supplies		0.00	0.00	0.00	0.00	0.00	750.00
Distributions							
Account Number	Account Name	Project Account Key		Separate Sales Tax		Percent	Dist Amount
100-5400-51100	Materials & Supplies					100.00%	750.00
Welding Supplies		0.00	0.00	0.00	0.00	0.00	500.00
Distributions							
Account Number	Account Name	Project Account Key		Separate Sales Tax		Percent	Dist Amount
100-5100-51100	Materials & Supplies					100.00%	500.00

PO-2118698	2024/2025 Open P.O. DIA01 - DIAMOND PACIFIC - AUBURN	Outstanding Office	7/9/2024 7/23/2024	0.00	2,500.00
------------	---	-----------------------	-----------------------	------	----------

Items							
Description	Part Number	Units	Price	Tax	Shipping	Discount	Total
Lumber Supplies		0.00	0.00	0.00	0.00	0.00	500.00
Distributions							
Account Number	Account Name	Project Account Key		Separate Sales Tax		Percent	Dist Amount
100-5400-51100	Materials & Supplies					100.00%	500.00
Lumber Supplies		0.00	0.00	0.00	0.00	0.00	1,250.00
Distributions							
Account Number	Account Name	Project Account Key		Separate Sales Tax		Percent	Dist Amount
100-5200-51100	Materials & Supplies					100.00%	1,250.00
Lumber Supplies		0.00	0.00	0.00	0.00	0.00	750.00
Distributions							
Account Number	Account Name	Project Account Key		Separate Sales Tax		Percent	Dist Amount
100-5100-51100	Materials & Supplies					100.00%	750.00

Purchase Order Summary Report

Issued Date Range 07/01/2024 - 07/31/2024

PO Number	Description Vendor	Status Ship To	Issue Date Delivery Date	Trade Discount	Total
PO-2118699	2024/2025 Open P.O. CAP04 - CAPITAL RUBBER CO. LTD.	Outstanding Office	7/9/2024 7/23/2024	0.00	2,250.00

Items

Description	Part Number	Units	Price	Tax	Shipping	Discount	Total
Safety PPE		0.00	0.00	0.00	0.00	0.00	1,250.00
Distributions							
Account Number	Account Name	Project Account Key		Separate Sales Tax	Percent	Dist Amount	
100-5200-51103	Safety/PPE Supplies				100.00%	1,250.00	
Safety PPE		0.00	0.00	0.00	0.00	0.00	500.00
Distributions							
Account Number	Account Name	Project Account Key		Separate Sales Tax	Percent	Dist Amount	
100-5100-51103	Safety/PPE Supplies				100.00%	500.00	
Safety PPE		0.00	0.00	0.00	0.00	0.00	500.00
Distributions							
Account Number	Account Name	Project Account Key		Separate Sales Tax	Percent	Dist Amount	
100-5400-51103	Safety/PPE Supplies				100.00%	500.00	

PO-2118702	CSDA 2024 conference NS USB05 - U.S. BANK CORPORATE PAYMENT SYSTEMS	Completed Office	7/17/2024 7/31/2024	0.00	1,550.00
------------	--	---------------------	------------------------	------	----------

Items

Description	Part Number	Units	Price	Tax	Shipping	Discount	Total
CSDA 2024 fall conference		0.00	0.00	0.00	0.00	0.00	1,550.00
Distributions							
Account Number	Account Name	Project Account Key		Separate Sales Tax	Percent	Dist Amount	
100-5600-52100	Staff Development/Travel				100.00%	1,550.00	

PO-2118703	Summer Newsletter IFS01 - Infosend, Inc.	Completed Office	7/16/2024 7/30/2024	0.00	3,060.36
------------	---	---------------------	------------------------	------	----------

Items

Description	Part Number	Units	Price	Tax	Shipping	Discount	Total
2024 Summer Newsletter		0.00	0.00	92.28	0.00	0.00	3,060.36
Distributions							
Account Number	Account Name	Project Account Key		Separate Sales Tax	Percent	Dist Amount	
100-5600-51102	Office Supplies				51.88%	1,587.68	
100-5600-51300	Professional Services				48.12%	1,472.68	

PO-2118704	2024/2025 Open P.O. WAL02 - WALKER'S OFFICE SUPPLY	Partially Received Office	7/1/2024 7/15/2024	0.00	9,800.00
------------	---	------------------------------	-----------------------	------	----------

Items

Description	Part Number	Units	Price	Tax	Shipping	Discount	Total
2024/2025 Open P.O. Office Supplies		0.00	0.00	0.00	0.00	0.00	4,900.00
Distributions							
Account Number	Account Name	Project Account Key		Separate Sales Tax	Percent	Dist Amount	
100-5600-51102	Office Supplies				100.00%	4,900.00	
2024/2025 Open P.O. Materials & Supplie		0.00	0.00	0.00	0.00	0.00	4,900.00
Distributions							
Account Number	Account Name	Project Account Key		Separate Sales Tax	Percent	Dist Amount	
100-5600-51100	Materials & Supplies				100.00%	4,900.00	

PO-2118705	Hydrant Meters FER02 - FERGUSON ENTERPRISES INC	Outstanding Office	7/17/2024 7/31/2024	0.00	4,813.38
------------	--	-----------------------	------------------------	------	----------

Items

Description	Part Number	Units	Price	Tax	Shipping	Discount	Total
3" Hydrant Meter CF w/NST Coupler	NET2BR8F1	2.00	2,244.00	325.38	0.00	0.00	4,813.38
Distributions							
Account Number	Account Name	Project Account Key		Separate Sales Tax	Percent	Dist Amount	
100-5400-51100	Materials & Supplies				100.00%	4,813.38	

Purchase Order Summary Report

Issued Date Range 07/01/2024 - 07/31/2024

PO Number	Description Vendor	Status Ship To	Issue Date Delivery Date	Trade Discount	Total
PO-2118706	Belt Clip Repair FER02 - FERGUSON ENTERPRISES INC	Completed Office	7/24/2024 8/7/2024	0.00	175.79

Items

Description	Part Number	Units	Price	Tax	Shipping	Discount	Total
AMR Belt Clip Repair		1.00	175.79	0.00	0.00	0.00	175.79
Distributions							
Account Number	Account Name	Project Account Key	Separate Sales Tax	Percent	Dist Amount		
100-5400-51100	Materials & Supplies			100.00%	175.79		

PO-2118707	Confined Space Training/Resuce Training ROI01 - ROI SAFETY SERVICES	Completed Office	7/24/2024 8/7/2024	0.00	1,925.00
------------	--	---------------------	-----------------------	------	----------

Items

Description	Part Number	Units	Price	Tax	Shipping	Discount	Total
Confined Space/Rescue Training		0.00	0.00	0.00	0.00	0.00	1,925.00
Distributions							
Account Number	Account Name	Project Account Key	Separate Sales Tax	Percent	Dist Amount		
100-5400-51103	Safety/PPE Supplies			25.00%	481.25		
100-5100-51103	Safety/PPE Supplies			20.00%	385.00		
100-5300-51103	Safety/PPE Supplies			20.00%	385.00		
200-6100-51103	Safety/PPE Supplies			5.00%	96.25		
100-5200-51103	Safety/PPE Supplies			30.00%	577.50		

PO-2118708	TopView License EXE01 - EXELE INFORMATION SYSTEMS, INC.	Completed Sweetwater Treatment Plant	7/29/2024 8/12/2024	0.00	2,811.50
------------	--	---	------------------------	------	----------

Items

Description	Part Number	Units	Price	Tax	Shipping	Discount	Total
EXELE (TopView Alarm System) (OPC Serv		1.00	3,650.00	0.00	0.00	0.00	3,650.00
Distributions							
Account Number	Account Name	Project Account Key	Separate Sales Tax	Percent	Dist Amount		
100-5300-51104	Software/Licenses			100.00%	3,650.00		
EXELE (TopView Alarm System) (Repurcha		1.00	-838.50	0.00	0.00	0.00	-838.50
Distributions							
Account Number	Account Name	Project Account Key	Separate Sales Tax	Percent	Dist Amount		
100-5300-51104	Software/Licenses			100.00%	-838.50		

PO-2118709	Tires for Truck #33 TIR01 - TIREHUB, LLC	Completed Office	7/30/2024 8/13/2024	0.00	697.69
------------	---	---------------------	------------------------	------	--------

Items

Description	Part Number	Units	Price	Tax	Shipping	Discount	Total
Tire Fee		0.00	0.00	0.00	0.00	0.00	7.00
Distributions							
Account Number	Account Name	Project Account Key	Separate Sales Tax	Percent	Dist Amount		
100-5200-51200	Vehicle Maintenance			100.00%	7.00		
(4) 265/70R17 Goodyear Wrangler		0.00	0.00	46.69	0.00	0.00	690.69
Distributions							
Account Number	Account Name	Project Account Key	Separate Sales Tax	Percent	Dist Amount		
100-5200-51200	Vehicle Maintenance			100.00%	690.69		

Purchase Order Summary Report

Issued Date Range 07/01/2024 - 07/31/2024

PO Number	Description	Status	Issue Date	Trade Discount	Total
PO-2118710	Drinking Fountain/bottle filler for the shop	Outstanding	7/31/2024	0.00	1,229.03
	USB05 - U.S. BANK CORPORATE PAYMENT SYSTEMS	Office	8/14/2024		

Items

Description	Part Number	Units	Price	Tax	Shipping	Discount	Total
Drinking Fountain/bottle filler for the shop		0.00	0.00	83.08	0.00	0.00	189.03
Distributions							
Account Number	Account Name	Project Account Key	Separate Sales Tax	Percent	Dist Amount		
100-5600-51202	Building Maintenance			100.00%	189.03		
Drinking Fountain/bottle filler for the shop		0.00	0.00	0.00	0.00	0.00	1,040.00
Distributions							
Account Number	Account Name	Project Account Key	Separate Sales Tax	Percent	Dist Amount		
100-0000-42102	Grant Proceeds			100.00%	1,040.00		

Purchase Order Summary Report

Issued Date Range 07/01/2024 - 07/31/2024

PO Number	Description Vendor	Status Ship To	Issue Date Delivery Date	Trade Discount	Total
PO-2118712	Distribution System Repair Supplies FER02 - FERGUSON ENTERPRISES INC	Outstanding Office	7/18/2024 8/1/2024	0.00	20,214.72

Items								
Description	Part Number	Units	Price	Tax	Shipping	Discount	Total	
4X1 IP DBL STRP NYL SDL	FF202480IP41	10.00	40.70	29.51	0.00	0.00	436.51	
Distributions								
Account Number	Account Name	Project Account Key		Separate Sales Tax		Percent	Dist Amount	
100-5400-51100	Materials & Supplies					100.00%	436.51	
6X1 IP DBL SS STRPSDL 6.63-7.60	R202S076042	10.00	97.25	70.51	0.00	0.00	1,043.01	
Distributions								
Account Number	Account Name	Project Account Key		Separate Sales Tax		Percent	Dist Amount	
100-5400-51100	Materials & Supplies					100.00%	1,043.01	
LF 1 MIP X MIP BALL CORP	EFB5004NL	20.00	78.14	113.30	0.00	0.00	1,676.10	
Distributions								
Account Number	Account Name	Project Account Key		Separate Sales Tax		Percent	Dist Amount	
100-5400-51100	Materials & Supplies					100.00%	1,676.10	
10X5 FLGXPE P-401 BT DI SPL	FPPP410S	1.00	1,123.84	81.48	0.00	0.00	1,205.32	
Distributions								
Account Number	Account Name	Project Account Key		Separate Sales Tax		Percent	Dist Amount	
100-5400-51100	Materials & Supplies					100.00%	1,205.32	
N 16 CNCRT RNG LID WTR FLEXNET	C1020620	12.00	60.53	52.66	0.00	0.00	779.02	
Distributions								
Account Number	Account Name	Project Account Key		Separate Sales Tax		Percent	Dist Amount	
100-5400-51100	Materials & Supplies					100.00%	779.02	
1X3FC REDI-CLAMP	S24400013203000	20.00	35.65	51.69	0.00	0.00	764.69	
Distributions								
Account Number	Account Name	Project Account Key		Separate Sales Tax		Percent	Dist Amount	
100-5400-51100	Materials & Supplies					100.00%	764.69	
1X300 250 PSI SIDR 7 NSF	AX21250100	300.00	0.85	18.49	0.00	0.00	273.49	
Distributions								
Account Number	Account Name	Project Account Key		Separate Sales Tax		Percent	Dist Amount	
100-5400-51100	Materials & Supplies					100.00%	273.49	
MTR BX	CB16BOX	12.00	55.60	48.37	0.00	0.00	715.57	
Distributions								
Account Number	Account Name	Project Account Key		Separate Sales Tax		Percent	Dist Amount	
100-5400-51100	Materials & Supplies					100.00%	715.57	
1X5STL BLTCOUP1.32	S41100013201003	20.00	41.14	59.65	0.00	0.00	882.45	
Distributions								
Account Number	Account Name	Project Account Key		Separate Sales Tax		Percent	Dist Amount	
100-5400-51100	Materials & Supplies					100.00%	882.45	
4X1IP DBL SS STRP NYL SDL	R202N054042	10.00	106.08	76.91	0.00	0.00	1,137.71	
Distributions								
Account Number	Account Name	Project Account Key		Separate Sales Tax		Percent	Dist Amount	
100-5400-51100	Materials & Supplies					100.00%	1,137.71	
LF 1 BRS 200#THRD NRS GATE VLV	PFXT300G	20.00	12.65	18.34	0.00	0.00	271.34	
Distributions								
Account Number	Account Name	Project Account Key		Separate Sales Tax		Percent	Dist Amount	
100-5400-51100	Materials & Supplies					100.00%	271.34	
6 FT TAPE MEAS 24 IN OD TAPE MEAS	PP900	6.00	7.37	3.21	0.00	0.00	47.43	
Distributions								
Account Number	Account Name	Project Account Key		Separate Sales Tax		Percent	Dist Amount	
100-5400-51100	Materials & Supplies					100.00%	47.43	
1 CI THRD COMB ARV Z	SP-AD040P01WMS	30.00	280.00	609.00	0.00	0.00	9,009.00	
Distributions								
Account Number	Account Name	Project Account Key		Separate Sales Tax		Percent	Dist Amount	
100-5400-51100	Materials & Supplies					100.00%	9,009.00	
LF 2 MIP XFIP BALL CORP	FFB17007NL	5.00	333.74	120.98	0.00	0.00	1,789.68	
Distributions								
Account Number	Account Name	Project Account Key		Separate Sales Tax		Percent	Dist Amount	
100-5400-51100	Materials & Supplies					100.00%	1,789.68	

Purchase Order Summary Report

Issued Date Range 07/01/2024 - 07/31/2024

PO Number	Description Vendor	Status Ship To	Issue Date Delivery Date	Trade Discount	Total
1" BRS ST Elbow	IBRLFS9G	20.00	12.40	0.00	183.40

Distributions

Account Number	Account Name	Project Account Key	Separate Sales Tax	Percent	Dist Amount
100-5400-51100	Materials & Supplies			100.00%	183.40

PO-2118713	Distribution System Repair Supplies FER02 - FERGUSON ENTERPRISES INC	Outstanding Office	7/18/2024 8/1/2024	0.00	16.09
------------	---	-----------------------	-----------------------	------	-------

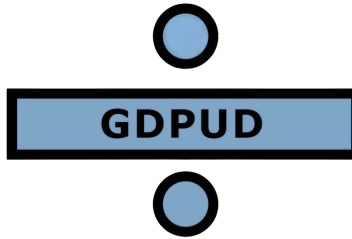
Items

Description	Part Number	Units	Price	Tax	Shipping	Discount	Total
QRT 51 Sut		1.00	15.00	1.09	0.00	0.00	16.09

Distributions

Account Number	Account Name	Project Account Key	Separate Sales Tax	Percent	Dist Amount
100-5400-51100	Materials & Supplies			100.00%	16.09

Purchase Order Count: (31) Total Trade Discount: 0.00 Total: 156,070.16



FINANCE DEPARTMENT

DATE: July 16, 2024
TO: Board of Directors
VIA: Nicholas Schneider, General Manager
FROM: Jessica Buckle, Finance Manager
SUBJECT: **INVESTMENT REPORT FOR THE QUARTER ENDED
JUNE 30, 2024**

Attached for your information is the quarterly report of investments as of June 30, 2024.

The total cash and investment portfolio book value (cost) held by the District as of June 30, 2024 was \$9,910,704 and total cash and investments held by the trustees was \$55,280.

The cash and investments held by the District include the following components: Managed Investment Portfolio (\$7,815,310), State of CA Local Agency Investment Fund (\$29,256), Class Investment Fund Balance (\$1,626,774), Cash/Time Deposits (\$372,196), and accrued interest on investments (\$67,168). *(Earned interest is the interest earned on investments over a specific time period, accrued interest is the interest that an investment has earned, but hasn't yet been received, and paid interest is the interest that has already been received as payment).*

Cash and investments held by the District and the trustees continue to be invested in accordance with the Government Code and the Board Investment Policy.

During the quarter, one Treasury Bill matured in the amount of \$400,000. One Federal Agency Bond was purchased in the amount of \$400,000 and one Certificate of Deposit was purchased in the amount of \$235,000.

Two-year Treasuries yielding 4.59% at the beginning of the quarter ended higher at the end of the quarter at 4.71%, which was an increase of 12 basis points for the quarter.

As of June 30, 2024, the Weighted Yield to Maturity on the Managed Investment Portfolio was 4.64%.

At the end of this quarter, the Weighted Average Maturity of the Managed Investment Portfolio was 2.43 years.

The Federal Open Market Committee (FOMC) meets approximately every six weeks and determines the level of the Federal Funds Rate. **At the June 12th meeting, the FOMC voted to maintain the Federal Funds Rate target range at its current level of 5.25-5.50%.**

Summary from the June 12th meeting:

“Recent indicators suggest that economic activity has continued to expand at a solid pace. Job gains have remained strong, and the unemployment rate has remained low. Inflation has eased over the past year but remains elevated. In recent months, there has been modest further progress toward the Committee’s 2 percent inflation objective.

The Committee seeks to achieve maximum employment and inflation at the rate of 2 percent over the longer run. The Committee judges that the risks to achieving its employment and inflation goals have moved toward better balance over the past year. The economic outlook is uncertain, and the Committee remains highly attentive to inflation risks.

In support of its goals, the Committee decided to maintain the target range for the federal funds rate at 5-1/4 to 5-1/2 percent. In considering any adjustments to the target range for the federal funds rate, the Committee will carefully assess incoming data, the evolving outlook, and the balance of risks. The Committee does not expect it will be appropriate to reduce the target range until it has gained greater confidence that inflation is moving sustainably toward 2 percent. In addition, the Committee will continue reducing its holdings of Treasury securities and agency debt and agency mortgage-backed securities. The Committee is strongly committed to returning inflation to its 2 percent objective.

In assessing the appropriate stance of monetary policy, the Committee will continue to monitor the implications of incoming information for the economic outlook. The Committee would be prepared to adjust the stance of monetary policy as appropriate if risks emerge that could impede the attainment of the

Committee's goals. The Committee's assessments will take into account a wide range of information, including readings on labor market conditions, inflation pressures and inflation expectations, and financial and international developments."

Finance staff hired Optimized Investment Partners in February 2023 to help improve the investment returns for the district and to ensure compliance with California Government Code by ensuring safety of principal and sufficient liquidity for operations. Ongoing portfolio management activity will continue to be performed in partnership with Optimized Investment Partners, the Finance Manager and the General Manager.

Considering the projected timing of cash receipts and disbursements and the structure of the Pooled Investment Portfolio, the District will be able to comfortably meet overall cash flow needs over the next six months.

If you have any questions, please feel free to contact me at (530) 333-4356.

Georgetown Divide PUD Community Services District
Summary of Cash and Investments for the Quarter Ended June 30, 2024

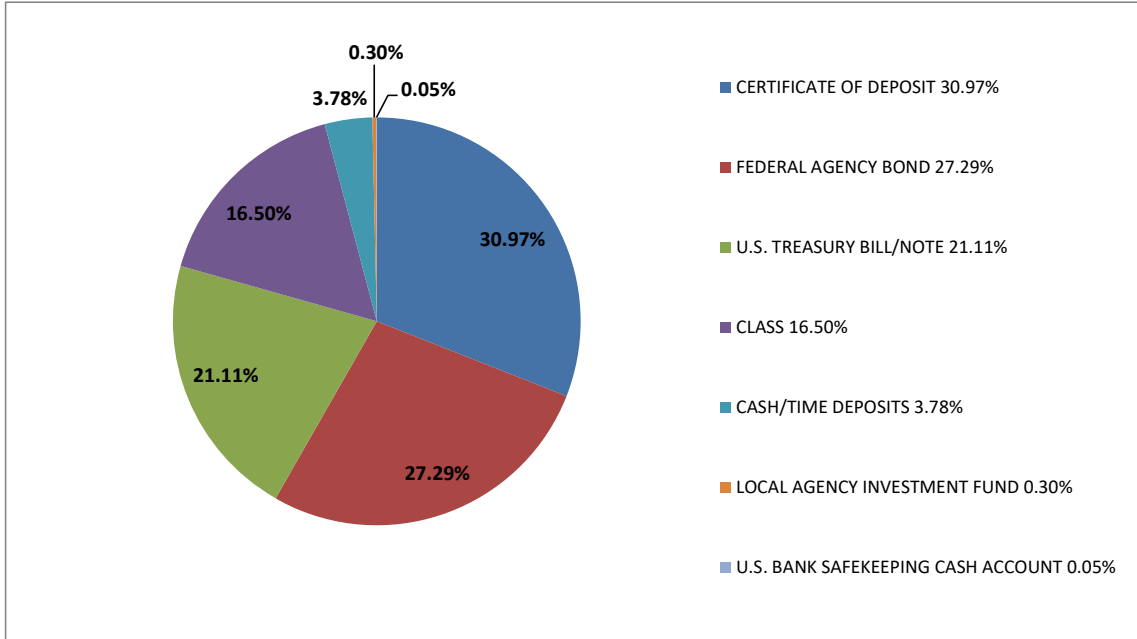
Portfolio Assets	Par Value (1)	Market Value (2)	Book Value (3)	% of Portfolio
Cash & Investments Held by District				
Investment Portfolio				
Managed Investments				
U.S. Treasury Bill/ Note	2,155,000	2,081,425	2,067,902	21.01%
Federal Agency Bond	2,740,000	2,690,462	2,677,594	27.20%
Certificate of Deposit	3,065,000	3,053,614	3,065,000	31.14%
U.S. Bank Safekeeping Cash Account	\$ 4,814	\$ 4,814	\$ 4,814	0.05%
Managed Investments Subtotal	\$ 7,964,814	\$ 7,830,315	\$ 7,815,310	79.40%
Pooled Investments				
State of CA Local Agency Investment Fund	\$ 29,256	\$ 29,256	\$ 29,256	0.30%
Class	1,626,774	1,626,774	1,626,774	16.53%
Pooled Investments Subtotal	\$ 1,656,030	\$ 1,656,030	\$ 1,656,030	16.82%
Investment Portfolio Subtotal	\$ 9,620,844	\$ 9,486,345	\$ 9,471,340	96.22%
Cash/Time Deposits	\$ 372,196	\$ 372,196	\$ 372,196	3.78%
Funds Available for Investment	\$ 9,993,040	\$ 9,858,541	\$ 9,843,536	100.00%
Accrued Interest	\$ 67,168	\$ 67,168	\$ 67,168	
Total Cash & Investments Held by District	\$ 10,060,208	\$ 9,925,709	\$ 9,910,704	
Cash & Investments Held by Trustee				
Investment Agreements				
Cash with Fiscal Agents	55,280	55,280	55,280	
Restricted Cash				
U.S. Government				
Total Cash & Investments Held by Trustee	\$ 55,280	\$ 55,280	\$ 55,280	
Total Portfolio				
	\$ 10,115,487	\$ 9,980,988	\$ 9,965,983	

Notes:

1. Par value is the principal amount of the investment on maturity.
2. Market values contained herein are received from sources we believe are reliable; however, we do not guarantee their accuracy.
3. Book value is par value of the security plus or minus any premium or discount on the security.

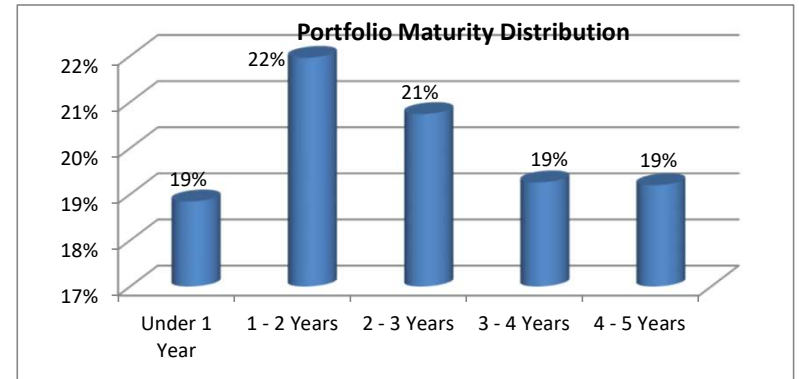
**Georgetown Divide PUD Community Services District
Investment Report for the Quarter Ended June 30, 2024**

Investment Portfolio Summary and Key Statistics



Portfolio Key Statistics	
PAR Value	\$ 9,620,844
Book Value (COST)	\$ 9,471,340
Market Value	\$ 9,486,345
Weighted Average Maturity (in years)	2.43
Weighted Yield to Maturity*	4.64%

*Note: Cash/time deposits not included in WYTM



Excludes Pooled Investments and U.S. Bank Custodial Cash Account

U.S. Treasury Yields - Quarterly Comparison

Maturity	Jun 2024	Mar 2024	Change
3-Month	5.48%	5.46%	0.02%
1-Year	5.09%	5.03%	0.06%
2-Year	4.71%	4.59%	0.12%
3-Year	4.52%	4.40%	0.12%
5-Year	4.33%	4.21%	0.12%
10-Year	4.36%	4.20%	0.16%

2-Year U.S. Treasury Yield - Historical Data

Jun 2024	Jun 2023	Jun 2022	Jun 2021
4.71%	4.87%	2.92%	0.25%

Portfolio Maturity	PAR Maturing	% Maturing
Under 1 Year	\$ 1,500,000	19%
1 - 2 Years	\$ 1,748,000	22%
2 - 3 Years	\$ 1,651,000	21%
3 - 4 Years	\$ 1,533,000	19%
4 - 5 Years	\$ 1,528,000	19%
Total	\$ 7,960,000	100%

Interest Earnings	FY2023	FY2024	Change
Apr	\$	37,345	\$ 37,345
May	\$	37,830	\$ 37,830
Jun	\$	38,293	\$ 38,293
Total for Quarter	\$ -	\$ 113,469	\$ 113,469

Note: Interest Earnings figures do not include capital gains or losses

Grant Tracking Sheet

Agency	Grant Amount	District Match	Description
Grants Awarded			
US Bureau of Reclamation	\$160,000	\$80,000	Upcountry canal lining * 1500 feet (below Tunnel Hill)
CalFire Wildfire Grant Program	\$1,200,000	\$0	Fire mitigation: vegetation clearing, equipment
State Appropriation (Senator Alvarado-Gil)	\$250,000	\$0	AMI upgrades, pump station permanent generators
Congressional Appropriation (Congressman Kiley)	\$1,250,000	\$0	Water Tank
Total	\$2,860,000	\$80,000	
Grants/Funding Submitted			
CalOES Hazard Mitigation Assistance Grants (HMPG)	\$3,000,000	\$900,000	Impacts of Mosquito Fire
USDA Rural Assistance	\$9,000,000	\$0	Up Country Canal Piping
Federal Appropriations	\$7,000,000	\$0	Hydroelectric Facility
State Appropriations	\$500,000	\$500,000	Onion Creek
Water Resource Development Act (WRDA)	\$20,500,000	\$0	Water Supply Reliability
Total	\$37,000,000	\$1,400,000	
Grants/Funding Possibilities			
CalOES Hazard Mitigation Assistance Grants (HMPG)			
Building Resilient Infrastructure and Communities (BRIC)			
USBR WaterSMART Grant Program	\$5,000,000	50% Match	
Solar Grants for Sweetwater Treatment Plant	\$2,667,000	\$1,333,000	Offsert energy costs
WaterSmart Energy Efficiency Grant			AMI project
Projects for Future Grants			
Community Solar Project at Headquarters	TBD		Generate lease income and offset power at the HQ.
Lining canals	\$1,000,000		
Pump Station 16	\$1,000,000		USDA Water and Waste Disposal Loan and Grant
Fix Access Roads	\$6,500,000		
Treated pipeline repair and upgrades	\$12,500,000		
Dredging of Holding Reservoirs	\$6,500,000		
New Reservoir	\$100,000,000		
North Fork American Pumping Plant	\$35,000,000		



Board Report
Director Michael Saunders
August 2024

Regional Water Authority

Executive Board Meeting (RWA Sacramento) - 8/27

Association of California Water Agencies

ACWA Region 3

- **Scholarship funding**

Executive Edge Leadership Conference

Awarded Scholarships included GDPUD: Nicholas Schneider, General Manager; Adam Brown, Operations Manager

ACWA Committees

ACWA City and County Planning Nexus Subcommittee - 8/12

Headwaters Workgroup - 8/16

Finance Committee - 8/17

GDPUD

Water Rate Town Halls - 8/13, 8/14, 8/15

Legislative Report - updates

Regional Water Authority

Promoting advocacy to the State Water Resources Control Board on their climate change policy. Advocating to change policy which focuses on “hotter and drier” to “hotter, drier, and wetter” which will allow for implementation of policies to account for flooding, stormwater, and increased water runoff which does not allow for storage.

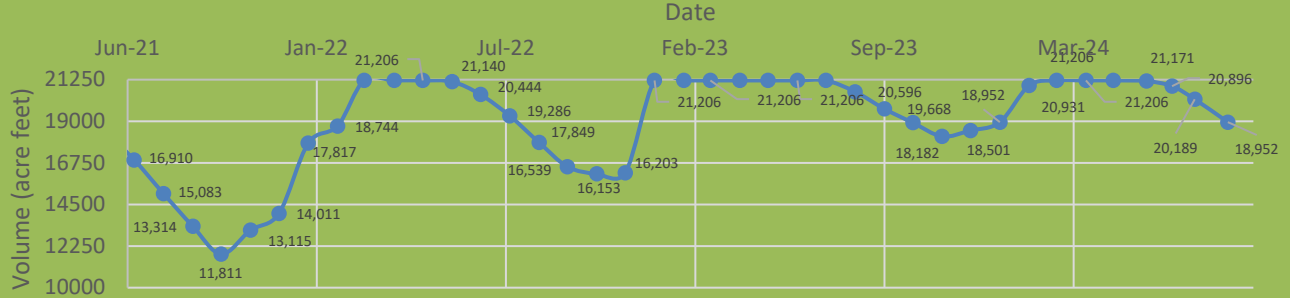
GEORGETOWN DIVIDE PUBLIC UTILITY DISTRICT

Operations Report for August 2024

Presented to the GDPUD Board of Directors
by Operations Manager: Adam Brown

Informational Item
September 5, 2024

Stumpy Meadows Historical Capacity Chart



Note: Full Pool – 21,206 acre feet | August 29, 2024 – 18,952 acre feet

Treatment Operations

Walton Lake Treatment Plant - July

37.4 mg | 1,206,451 average gpd

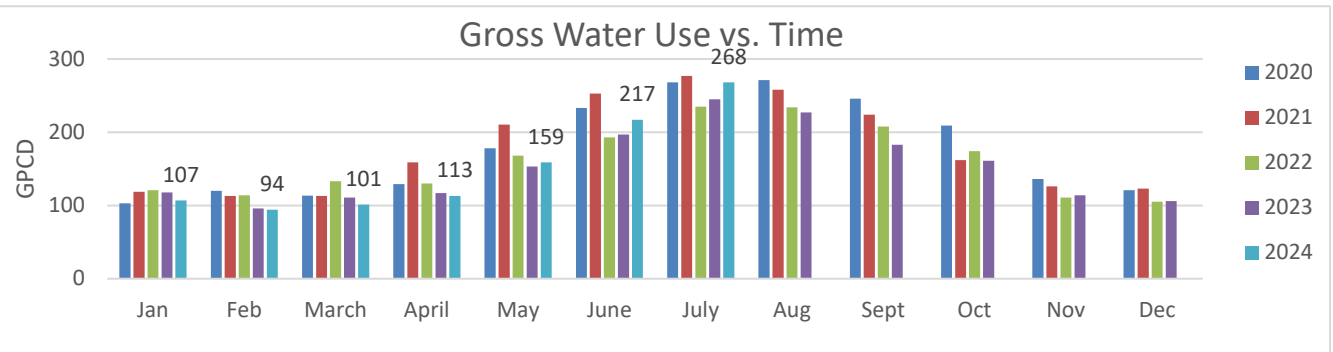
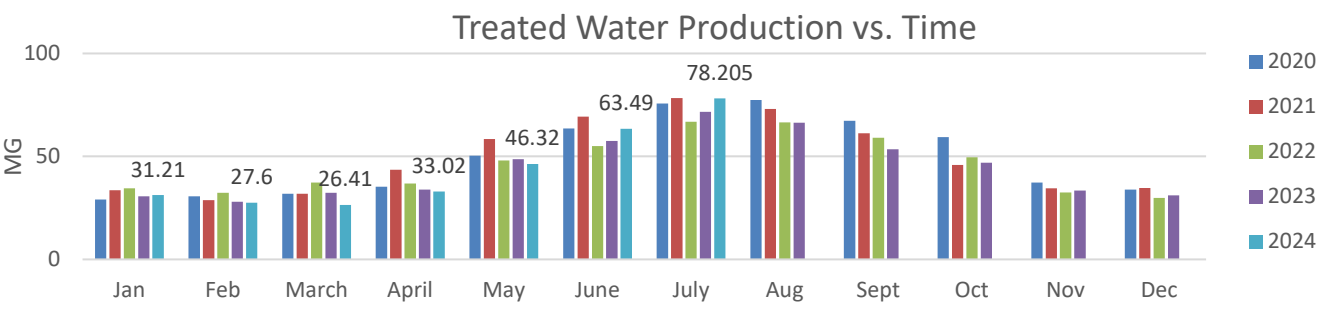
- ✓ No operational shutdowns

Water Quality Monitoring:

- ✓ All finished water was in compliance with drinking water standards.
- ✓ Collected routine bacteria distribution and quarterly disinfection by products samples.
- ✓ Distribution monitoring samples were absent of bacteriological contamination indicating adequate disinfection.

Sweetwater Treatment Plant - July

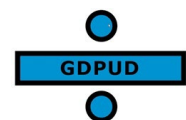
40.7 | 1,312,903 average gpd



Notes:

GPCD – Gallons per Capita per Day

MG – millions gallons



GEORGETOWN DIVIDE PUBLIC UTILITY DISTRICT

Operations Report for August 2024

Presented to the GDPUD Board of Directors
by Operations Manager: Adam Brown

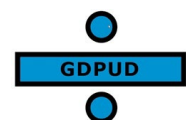
Informational Item
September 5, 2024

Summary of Field Work Activities

Activity	Department	Events	Labor Hours	Total Cost
Water Main/Lateral Break Repair	5400	9	84	\$8,807
Underground Service Alert Response	5400	266	61	\$12,479
Flush	All	2	3	\$190
Filter Backwash	5300	36	31	\$1,530
Calibrate	5300	5	3	\$144
Leak Detection	All	1	1	\$43
Payment Enforcement	5400	3	5	\$245
AMR Download	5400	11	8	\$500
Clean	All	10	7	\$330
Escrow Read	5400	3	3	\$169
Improvement	All	14	133	\$13,613
Inspect	All	36	21	\$1,261
Install	All	5	19	\$1,334
Investigate	All	19	43	\$2,455
Repair	All	8	22	\$1,852
Meter Read	5400	43	38	\$2,460
Main Ditch Checks	5200	28	119	\$5,518
Maintenance	All	30	233	\$16,905
Pump Station Checks	5400	4	10	\$623
Pickup Supplies	All	2	7	\$368
Replace	All	4	51	\$6,018
Run Upper Ditch	5100	5	22	\$1,366
Sample	5300/5400	20	25	\$1,451
Treatment Plants Checks	5300	56	110	\$12,482
Kelsey Ditch Checks	5200	28	148	\$7,626
Up Country Canal Checks	5100	16	90	\$5,121
Walk Ditch	5100/5200	8	12	\$525
Vegetation Clearing	All	22	93	\$6,128
Customer Requests	All	19	-	\$3,360

Notes:

- 5100 – Source and Supply
- 5200 – Raw Water Conveyance
- 5300 – Treatment
- 5400 – Treated Water Distribution
- 5600 – Corporation Yard



GEORGETOWN DIVIDE PUBLIC UTILITY DISTRICT

Operations Report for August 2024

Presented to the GDPUD Board of Directors
by Operations Manager: Adam Brown

Informational Item
September 5, 2024

August Activities Photo Documentation



Lateral Repair – 18 Labor Hours | Excavator, Loader, Service Trucks, Dump Trucks



Vegetation Clearing – 16 Labor Hours | Utility Truck, Excavators


GEORGETOWN DIVIDE PUBLIC UTILITY DISTRICT

Operations Report for August 2024

Presented to the GDPUD Board of Directors
by Operations Manager: Adam Brown

Informational Item
September 5, 2024

Division of Safety of Dams and Water Quality - Walton Dam and Lake Rehabilitation




GEORGETOWN DIVIDE PUBLIC UTILITY DISTRICT

Operations Report for August 2024

Presented to the GDPUD Board of Directors
by Operations Manager: Adam Brown

Informational Item
September 5, 2024



GEORGETOWN DIVIDE PUBLIC UTILITY DISTRICT

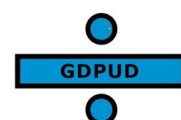
Operations Report for August 2024

Presented to the GDPUD Board of Directors
by Operations Manager: Adam Brown

Informational Item
September 5, 2024

Monthly Water Demand Assessment

Month	2021		2022		2023		2024	
	Gallons per Capita per Day (GPCD)							
	Gross Water Use	Residential	Gross Water Use	Residential	Gross Water Use	Residential	Gross Water Use	Residential
January	119	107	121	72	118	49	107	49
February	113	98	114	80	96	54	94	54
March	112	119	133	109	111	49	101	77
April	159	123	130	113	117	80	113	80
May	211	186	168	133	153	142	159	142
June	253	192	193	161	197	147	217	147
July	276	233	235	193	245	188	268	210
August	257	215	234	192	227	205		
September	222	155	207	172	183	147		
October	161	150	174	141	161	153		
November	126	83	111	86	114	86		
December	122	60	105	83	106	83		



GEORGETOWN DIVIDE PUBLIC UTILITY DISTRICT

Auburn Lake Trails Wastewater Management Zone Report for August 2024

6C Presented to the GDPUD Board of Directors by: Alexis Elliott

September 5, 2024

Zone activities are completed in accordance with California Regional Water Quality Control Board Central Valley Region, *Waste Discharge Requirements for Georgetown Divide Public Utility District Auburn Lake Trails On-Site Wastewater Disposal Zone* Order No. R5-2002-0031.

- **Community Disposal System (CDS) Lots - 137**
- **Individual Wastewater Disposal System Lots - 903**

Field Activities

✓ Routine Inspections:	78
✓ Property Transfer Processing:	6 Initial 5e Follow Up 2a Follow Up
✓ New Inspection	487,689
○ Plan Review	487,689
✓ Weekly CDS Operational	6
○ New Wastewater System	0
○ New CDS Tank	0
○ New Pump Tank	1(1610)

Reporting

The monthly *Sanitary Sewer Overflow (SSO) – No Spill Certification* was submitted electronically to California Regional Water Quality Control Board on California Integrated Water Quality System (CIWQS) on Aug 1, 2024. 2Q Zone report, & Water Audit Validation Meeting Aug 26th.

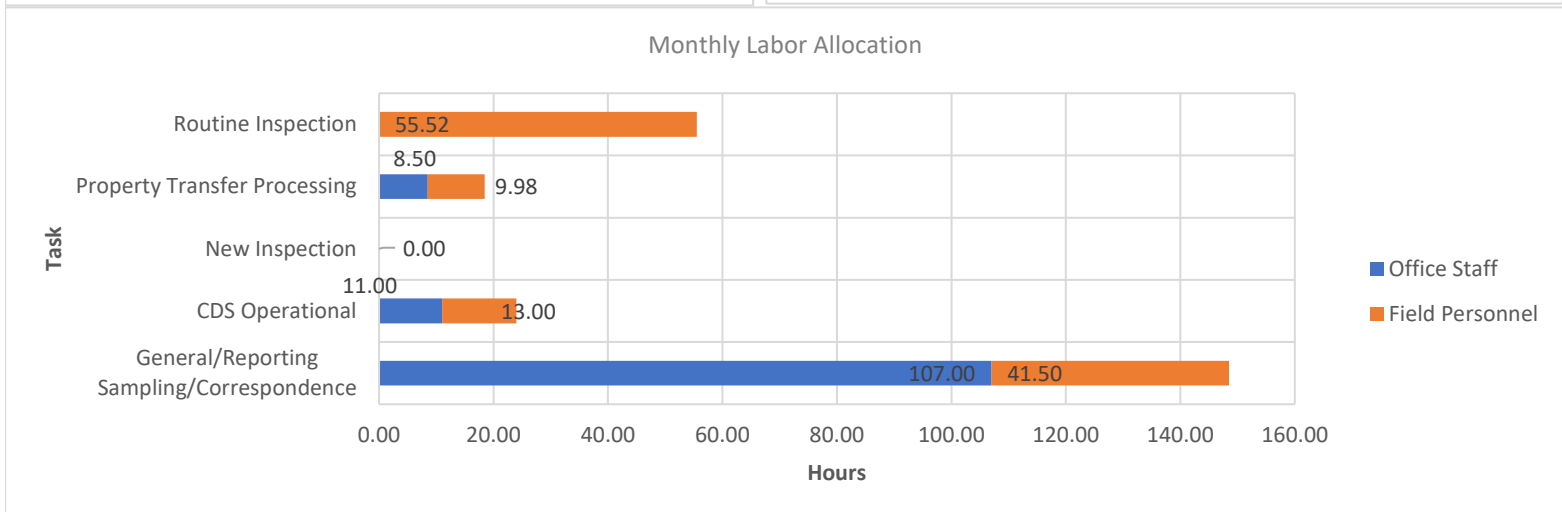
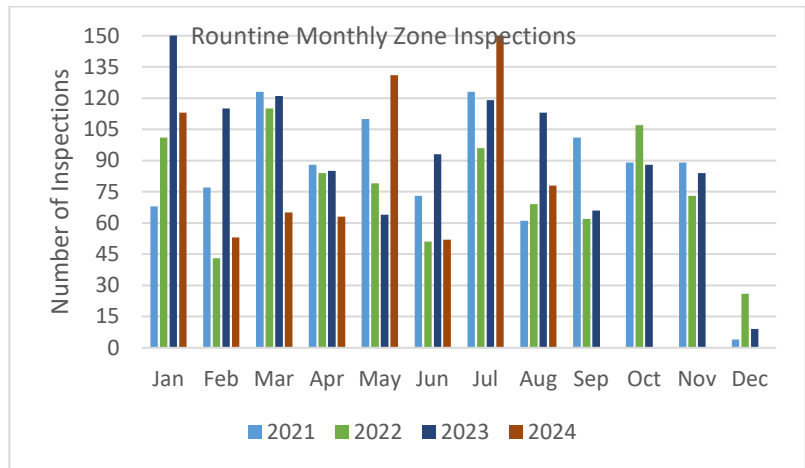
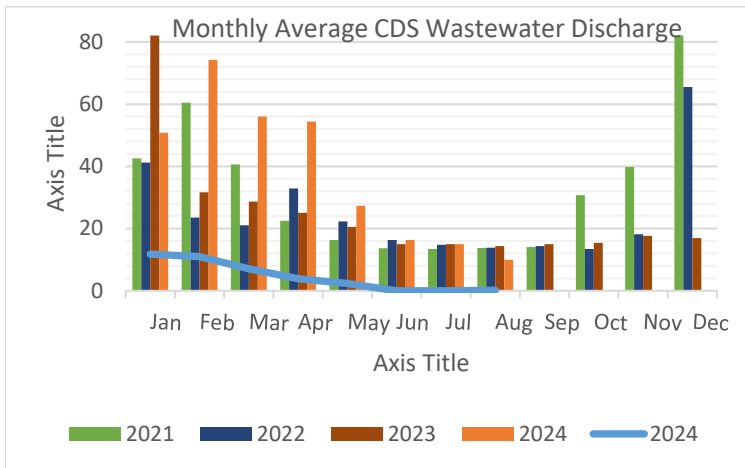
Notes: This monthly report is from 7/27/2024-8/27/2024. See Monthly tracking sheet.

CDS – Wastewater Discharge

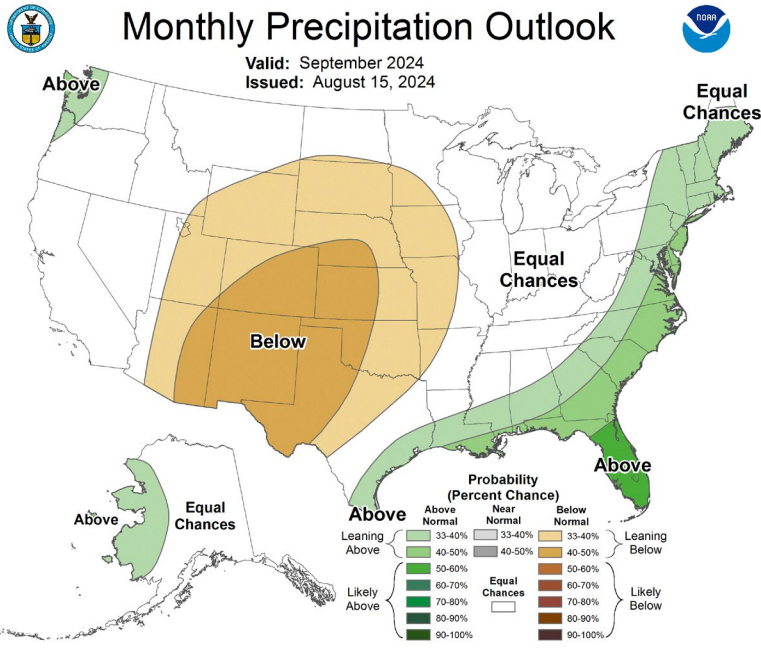
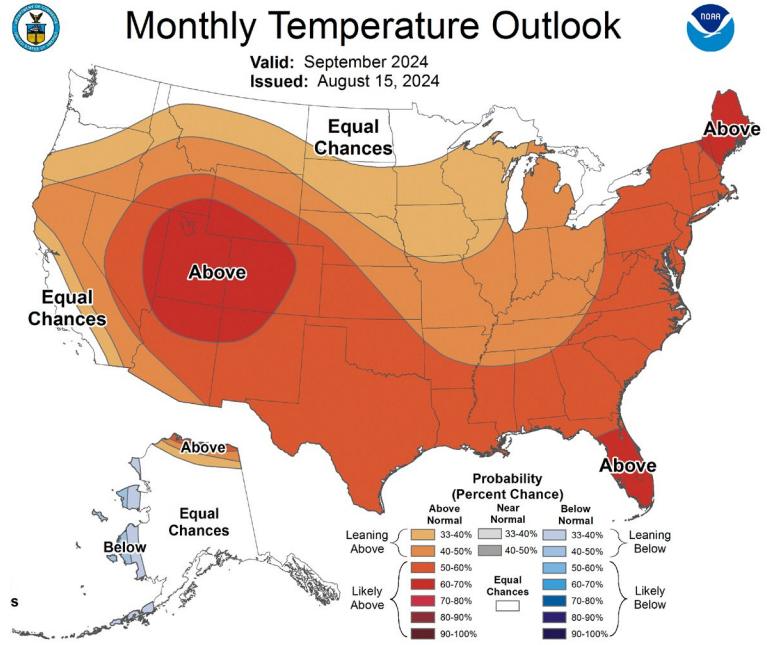
298,030 gallons / 9,934 gallon/day average

Rainfall

0.14"



Based on updated guidance and recent observations, the forecast team predicts nearly equal chances for ENSO-neutral and La Niña in August-October 2024, with higher odds for La Niña in September-November. Although the rate of SST cooling has been slower than previously anticipated, below-average subsurface temperatures and low-level easterly wind anomalies remain conducive to La Niña development in the coming months. In summary, ENSO-neutral is expected to continue for the next several months, with La Niña favored to emerge during September-November (66% chance) and persist through the Northern Hemisphere winter 2024-25 (74% chance during November-January).




5 Year Rainfall History Per District Records

Rainfall	Jan	Feb	Mar	Apr	May	Jun	Jul	Aug	Sep	Oct	Nov	Dec	Total
2024	11.79	10.93	7.12	3.93	2.38	0	0	0.14					36.29
2023	14.66	8.05	15	0.33	1.23	0.07	0	0.17	0.68	2.76	2.70	3.65	49.30
2022	0.69	0.17	1.6	7.54	0.41	0.99	0	0	1.2	0.07	4.45	24.12	41.24
2021	9.10	4.72	4.30	0.14	0.01	0.00	0.02	0.00	0.93	14.29	2.84	16.59	52.94
2020	5.26	0.00	10.15	5.49	2.84	0.06	0.00	0.00	0.00	0.00	4.64	3.51	31.95
2019	10.00	18.09	6.89	2.02	6.50	0.00	0.00	0.00	1.30	0.40	1.88	11.13	58.21

Georgetown Divide Public Utility District
6425 Main Street P.O. Box 4240, Georgetown, CA 95634 • (530) 333-4356 • www.gd-pud.org
Nicholas Schneider, General Manager

**REPORT TO THE BOARD OF DIRECTORS
BOARD MEETING OF September 5, 2024.
AGENDA ITEM NO. 6. D.**



AGENDA SECTION: INFORMATIONAL ITEMS

SUBJECT: GENERAL MANAGERS REPORT

PREPARED BY: Nicholas Schneider, General Manager

SUMMARY OF ACTIVITIES

Week of July 28 thru August 3

- Held a Board Meeting on August 1st.
- Attended the CSDA Legislative Committee meeting on 8-2-24.

Week of August 4-10

- Participated in National Night Out on 8-6-24.
- Attended the JPIA Leadership Essential Workshop on 8-9-24.
- Attended Operators and Cooperators meeting in regard to the Crozier Fire on 8-9-24.
- Attended the Cooperators meeting for Crozier Fire on 8-10-24.

Week of August 11-17

- Held Town Hall meetings on August 13th, 14th, and 15th.
- Attended the CSDA Fiscal Committee meeting on 8-16-24.

Week of August 18-24

- Held a Special Session of the Finance Committee to discuss the rate study on 8-22-24.

Week of August 25-31

- Began the Strategic Planning process with the Board AD-Hoc Committee on 8-26-24.
- Attended the ACWA Summer Regulatory Committee Meetings on 8-28-24.
- Attended the ACWA Executive Edge Committee on August 29 and 30.

GOOD NEWS UPDATES

- WRDA has passed through the House of Representatives.

UPCOMING ACTIVITIES

- CSDA Annual Conference September 9-12-24.
- AWWA CA-NV Conference October 10-21-24.

