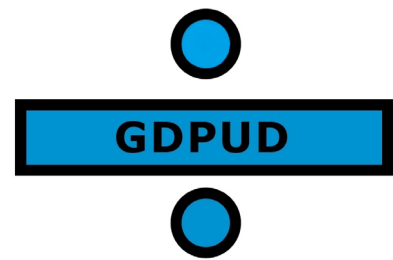


**REPORT TO THE BOARD OF DIRECTORS
BOARD MEETING OF MAY 16, 2023
AGENDA ITEM NO. 5.A-D**



AGENDA SECTION: FINANCIAL REPORTS

SUBJECT: Budget to Actuals through March 31, 2023, Pooled Cash through April 30, 2023, Monthly Check Report for April 2023 and Vendor Purchasing Report July 1, 2022 to present (April 30).

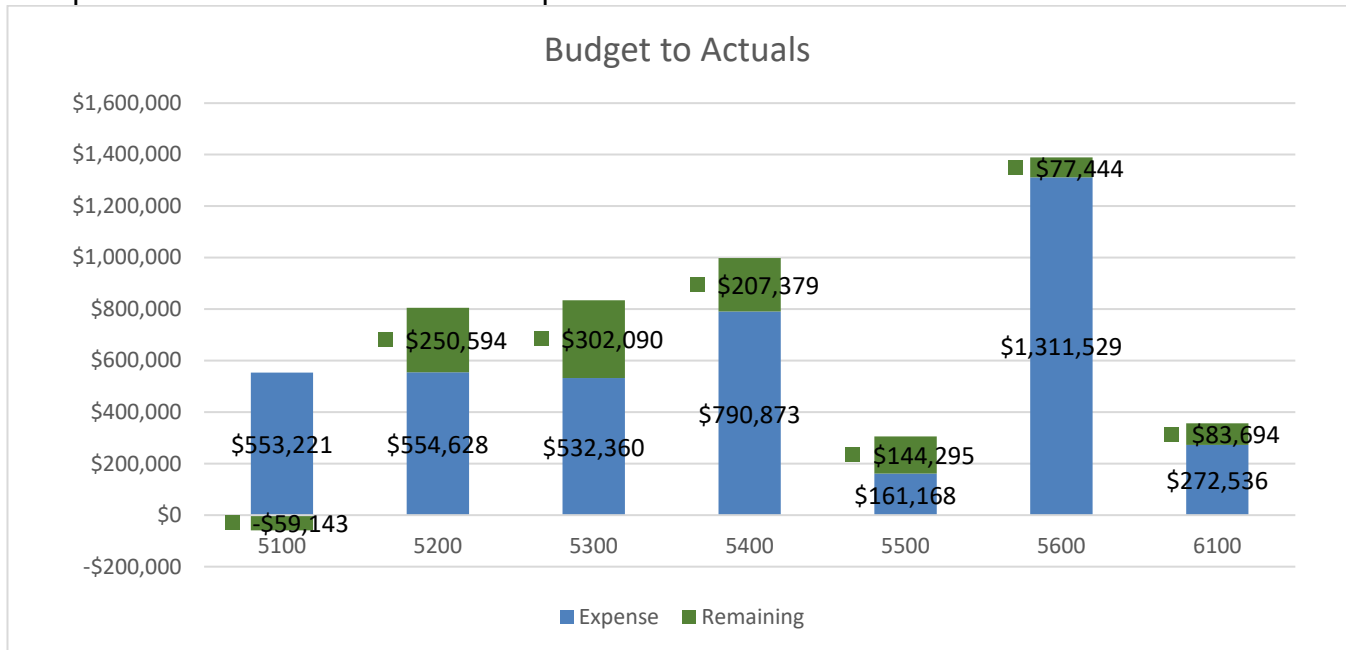
PREPARED BY: Jessica Buckle, Office Finance Manager

BACKGROUND

The monthly financial reports are a good indicator of how healthy the district is financially and are a key to successfully budgeting for the remainder of the year.

DISCUSSION

The financial reports included below are for Fiscal Year 2022-2023 ending April 30, 2023. The usual graphical representations of the remaining budget for each fund are shown below through March 31, 2023. I will be running the rest of the financial reports for the prior month instead of July 1st to present. All additional financial reports are available on our website.



List of Departments:

- 5100 Source of Supply
- 5200 Transmission & Distribution of Raw Water
- 5300 Water Treatment
- 5400 Transmission & Distribution of Treated Water
- 5500 Customer Service
- 5600 Administration
- 6100 Auburn Lakes Trail Wastewater



		Original Total Budget	Current Total Budget	Period Activity	Fiscal Activity	Variance Favorable (Unfavorable)	Percent Remaining
Fund: 100 - Water Fund							
Department: 0000 - Non-departmental							
100-0000-40102	Water Sales - Cst	3,200,000.00	3,200,000.00	-3,539.90	2,048,759.73	-1,151,240.27	35.98 %
100-0000-40103	Water Sales - Irr	560,000.00	560,000.00	0.00	246,236.19	-313,763.81	56.03 %
100-0000-40104	Surcharge	648,923.00	648,923.00	0.00	0.00	-648,923.00	100.00 %
100-0000-40105	Property Tax Revenue	1,900,850.00	1,900,850.00	0.00	0.00	-1,900,850.00	100.00 %
100-0000-40107	Lease Revenue	88,200.00	88,200.00	6,986.21	60,327.68	-27,872.32	31.60 %
100-0000-41100	Interest Income	2,500.00	2,500.00	0.00	16,007.56	13,507.56	640.30 %
100-0000-41200	Penalties	45,400.00	45,400.00	24.98	46,579.79	1,179.79	102.60 %
100-0000-41300	Materials & Labor Charge	0.00	0.00	0.00	12,713.38	12,713.38	0.00 %
100-0000-41302	Installation Fee	0.00	0.00	-277.60	22,235.42	22,235.42	0.00 %
100-0000-42100	Miscellaneous Revenue	0.00	0.00	0.00	-114.42	-114.42	0.00 %
100-0000-42102	Grant Proceeds	169,514.00	169,514.00	0.00	0.00	-169,514.00	100.00 %
100-0000-42200	Sale of Assets	0.00	0.00	35,858.25	54,049.36	54,049.36	0.00 %
100-0000-50403	Def Comp Retirement	0.00	0.00	0.00	1,788.48	-1,788.48	0.00 %
Department: 0000 - Non-departmental Surplus (Deficit):		6,615,387.00	6,615,387.00	39,051.94	2,505,006.21	-4,110,380.79	62.13 %
Department: 5100 - Source of Supply							
100-5100-50100	Salaries	157,169.00	157,169.00	9,604.52	106,637.49	50,531.51	32.15 %
100-5100-50102	Overtime	13,642.00	13,642.00	914.52	14,429.25	-787.25	-5.77 %
100-5100-50103	Standby Pay	11,867.00	11,867.00	1,210.00	11,970.00	-103.00	-0.87 %
100-5100-50200	Payroll Taxes	14,302.00	14,302.00	828.27	10,147.95	4,154.05	29.05 %
100-5100-50300	Health Insurance	51,860.00	51,860.00	2,763.19	36,113.42	15,746.58	30.36 %
100-5100-50302	Insurance - Workers Compensation	6,857.00	6,857.00	0.00	4,319.95	2,537.05	37.00 %
100-5100-50400	PERS Retirement Expense	13,469.00	13,469.00	974.98	11,095.09	2,373.91	17.62 %
100-5100-50401	PERS UAL	10,683.00	10,683.00	0.00	10,350.96	332.04	3.11 %
100-5100-50403	Def Comp Retirement Expense	680.00	680.00	0.00	0.00	680.00	100.00 %
100-5100-51100	Materials & Supplies	11,410.00	11,410.00	1,979.13	49,442.19	-38,032.19	-333.32 %
100-5100-51101	Materials - Other	3,200.00	3,200.00	11,645.13	43,551.35	-40,351.35	-1,260.98 %
100-5100-51102	Office Supplies	302.00	302.00	0.00	361.81	-59.81	-19.80 %
100-5100-51200	Vehicle Maintenance	5,589.00	5,589.00	373.91	2,766.43	2,822.57	50.50 %
100-5100-51201	Vehicle Operating - Fuel	8,380.00	8,380.00	1,099.72	7,516.13	863.87	10.31 %
100-5100-51300	Professional Services	84,236.00	84,236.00	76,438.80	140,625.71	-56,389.71	-66.94 %
100-5100-52100	Staff Development	750.00	750.00	0.00	39.80	710.20	94.69 %
100-5100-52102	Utilities	19,267.00	19,267.00	341.34	9,978.97	9,288.03	48.21 %
100-5100-52105	Government Regulation Fees	80,000.00	80,000.00	54.00	93,874.59	-13,874.59	-17.34 %
100-5100-52108	Membership	415.00	415.00	0.00	0.00	415.00	100.00 %
Department: 5100 - Source of Supply Total:		494,078.00	494,078.00	108,227.51	553,221.09	-59,143.09	-11.97 %
Department: 5200 - Raw Water							
100-5200-50100	Salaries	308,538.00	308,538.00	21,159.10	170,246.53	138,291.47	44.82 %
100-5200-50101	Part-time Wages	976.00	976.00	0.00	9,708.80	-8,732.80	-894.75 %
100-5200-50102	Overtime	20,252.00	20,252.00	570.71	15,151.45	5,100.55	25.19 %
100-5200-50103	Standby Pay	13,260.00	13,260.00	1,210.00	14,160.00	-900.00	-6.79 %
100-5200-50200	Payroll Taxes	28,077.00	28,077.00	1,617.96	15,309.38	12,767.62	45.47 %
100-5200-50300	Health Insurance	115,737.00	115,737.00	5,796.62	53,068.85	62,668.15	54.15 %
100-5200-50302	Insurance - Workers Compensation	15,285.00	15,285.00	0.00	4,939.91	10,345.09	67.68 %
100-5200-50400	PERS Retirement Expense	29,450.00	29,450.00	1,907.24	16,776.39	12,673.61	43.03 %
100-5200-50401	PERS UAL	208,325.00	208,325.00	0.00	201,843.72	6,481.28	3.11 %
100-5200-50403	Def Comp Retirement Expense	1,330.00	1,330.00	0.00	0.00	1,330.00	100.00 %
100-5200-51100	Materials & Supplies	25,000.00	25,000.00	7,261.51	20,019.56	4,980.44	19.92 %
100-5200-51101	Materials - Other	2,000.00	2,000.00	0.00	724.57	1,275.43	63.77 %
100-5200-51102	Office Supplies	0.00	0.00	0.00	352.16	-352.16	0.00 %
100-5200-51200	Vehicle Maintenance	10,213.00	10,213.00	1,200.54	6,865.60	3,347.40	32.78 %

Budget Report

For Fiscal: 2022-2023 Period Ending: 03/31/2023

		Original Total Budget	Current Total Budget	Period Activity	Fiscal Activity	Variance Favorable (Unfavorable)	Percent Remaining
100-5200-51201	Vehicle Operating - Fuel	18,210.00	18,210.00	5,684.92	22,266.57	-4,056.57	-22.28 %
100-5200-51300	Professional Services	5,984.00	5,984.00	40.00	40.00	5,944.00	99.33 %
100-5200-52100	Staff Development	750.00	750.00	0.00	654.80	95.20	12.69 %
100-5200-52102	Utilities	1,420.00	1,420.00	695.66	2,499.94	-1,079.94	-76.05 %
100-5200-52105	Government Regulation Fees	57.00	57.00	0.00	0.00	57.00	100.00 %
100-5200-52108	Membership	358.00	358.00	0.00	0.00	358.00	100.00 %
Department: 5200 - Raw Water Total:		805,222.00	805,222.00	47,144.26	554,628.23	250,593.77	31.12 %
Department: 5300 - Water Treatment							
100-5300-50100	Salaries	244,058.00	244,058.00	14,442.01	137,591.09	106,466.91	43.62 %
100-5300-50102	Overtime	25,097.00	25,097.00	2,931.20	22,120.12	2,976.88	11.86 %
100-5300-50103	Standby Pay	9,688.00	9,688.00	1,210.00	11,500.00	-1,812.00	-18.70 %
100-5300-50200	Payroll Taxes	22,209.00	22,209.00	1,308.61	13,025.38	9,183.62	41.35 %
100-5300-50300	Health Insurance	64,914.00	64,914.00	4,547.95	44,563.32	20,350.68	31.35 %
100-5300-50302	Insurance - Workers Compensation	9,426.00	9,426.00	0.00	2,760.57	6,665.43	70.71 %
100-5300-50400	PERS Retirement Expense	31,790.00	31,790.00	1,544.91	14,260.62	17,529.38	55.14 %
100-5300-50401	PERS UAL	20,466.00	20,466.00	0.00	51,754.80	-31,288.80	-152.88 %
100-5300-50403	Def Comp Retirement Expense	1,050.00	1,050.00	0.00	0.00	1,050.00	100.00 %
100-5300-51100	Materials & Supplies	85,426.00	85,426.00	8,797.49	40,191.19	45,234.81	52.95 %
100-5300-51101	Materials - Other	13,300.00	13,300.00	0.00	512.67	12,787.33	96.15 %
100-5300-51102	Office Supplies	0.00	0.00	-23.58	1,285.30	-1,285.30	0.00 %
100-5300-51200	Vehicle Maintenance	17,134.00	17,134.00	30.00	2,391.43	14,742.57	86.04 %
100-5300-51201	Vehicle Operating - Fuel	8,993.00	8,993.00	1,051.07	5,217.82	3,775.18	41.98 %
100-5300-51202	Building Maintenance	289.00	289.00	16.08	-9,132.25	9,421.25	3,259.95 %
100-5300-51300	Professional Services	24,135.00	24,135.00	0.00	10,172.21	13,962.79	57.85 %
100-5300-52100	Staff Development	2,587.00	2,587.00	0.00	139.80	2,447.20	94.60 %
100-5300-52102	Utilities	227,186.00	227,186.00	18,166.67	180,401.91	46,784.09	20.59 %
100-5300-52105	Government Regulation Fees	26,311.00	26,311.00	337.00	2,993.18	23,317.82	88.62 %
100-5300-52108	Membership	391.00	391.00	0.00	611.00	-220.00	-56.27 %
Department: 5300 - Water Treatment Total:		834,450.00	834,450.00	54,359.41	532,360.16	302,089.84	36.20 %
Department: 5400 - Treated Water							
100-5400-50100	Salaries	417,609.00	417,609.00	35,280.08	316,090.85	101,518.15	24.31 %
100-5400-50102	Overtime	40,329.00	40,329.00	3,779.89	31,766.89	8,562.11	21.23 %
100-5400-50103	Standby Pay	20,030.00	20,030.00	1,210.00	11,500.00	8,530.00	42.59 %
100-5400-50200	Payroll Taxes	38,002.00	38,002.00	2,839.89	27,647.96	10,354.04	27.25 %
100-5400-50300	Health Insurance	101,964.00	101,964.00	10,735.17	99,892.25	2,071.75	2.03 %
100-5400-50302	Insurance - Workers Compensation	6,405.00	6,405.00	0.00	4,734.19	1,670.81	26.09 %
100-5400-50400	PERS Retirement Expense	48,008.00	48,008.00	3,347.89	30,271.40	17,736.60	36.95 %
100-5400-50401	PERS UAL	90,000.00	90,000.00	0.00	36,640.53	53,359.47	59.29 %
100-5400-50403	Def Comp Retirement Expense	1,790.00	1,790.00	0.00	0.00	1,790.00	100.00 %
100-5400-51100	Materials & Supplies	135,000.00	135,000.00	8,104.90	109,205.10	25,794.90	19.11 %
100-5400-51101	Materials - Other	2,171.00	2,171.00	2,434.35	10,491.36	-8,320.36	-383.25 %
100-5400-51102	Office Supplies	33.00	33.00	0.00	521.69	-488.69	-1,480.88 %
100-5400-51200	Vehicle Maintenance	23,500.00	23,500.00	1,260.71	36,495.63	-12,995.63	-55.30 %
100-5400-51201	Vehicle Operating - Fuel	28,517.00	28,517.00	4,888.90	24,660.44	3,856.56	13.52 %
100-5400-51300	Professional Services	7,529.00	7,529.00	0.00	938.14	6,590.86	87.54 %
100-5400-52100	Staff Development	750.00	750.00	75.00	2,476.80	-1,726.80	-230.24 %
100-5400-52102	Utilities	19,495.00	19,495.00	1,117.17	11,419.63	8,075.37	41.42 %
100-5400-52105	Government Regulation Fees	17,120.00	17,120.00	456.58	36,120.18	-19,000.18	-110.98 %
Department: 5400 - Treated Water Total:		998,252.00	998,252.00	75,530.53	790,873.04	207,378.96	20.77 %
Department: 5500 - Customer Service							
100-5500-50100	Salaries	153,231.00	153,231.00	8,456.62	73,364.15	79,866.85	52.12 %
100-5500-50101	Part-time Wages	19,948.00	19,948.00	0.00	0.00	19,948.00	100.00 %
100-5500-50200	Payroll Taxes	13,944.00	13,944.00	597.46	5,610.92	8,333.08	59.76 %
100-5500-50300	Health Insurance	42,356.00	42,356.00	2,050.48	24,153.10	18,202.90	42.98 %
100-5500-50302	Insurance - Workers Compensation	1,711.00	1,711.00	0.00	830.64	880.36	51.45 %
100-5500-50400	PERS Retirement Expense	12,154.00	12,154.00	703.10	6,200.60	5,953.40	48.98 %
100-5500-50401	PERS UAL	9,588.00	9,588.00	0.00	10,350.96	-762.96	-7.96 %

Budget Report

For Fiscal: 2022-2023 Period Ending: 03/31/2023

		Original Total Budget	Current Total Budget	Period Activity	Fiscal Activity	Variance Favorable (Unfavorable)	Percent Remaining
100-5500-50403	Def Comp Retirement Expense	660.00	660.00	0.00	0.00	660.00	100.00 %
100-5500-51100	Materials & Supplies	31,927.00	31,927.00	0.00	2,258.87	29,668.13	92.92 %
100-5500-51102	Office Supplies	0.00	0.00	608.28	16,748.89	-16,748.89	0.00 %
100-5500-51200	Vehicle Maintenance	21.00	21.00	0.00	0.00	21.00	100.00 %
100-5500-51300	Professional Services	5,000.00	5,000.00	-550.85	15,788.60	-10,788.60	-215.77 %
100-5500-52102	Utilities	14,923.00	14,923.00	89.87	5,748.07	9,174.93	61.48 %
100-5500-52104	Payroll Processing Fee	0.00	0.00	-97.15	0.00	0.00	0.00 %
100-5500-52107	Other Miscellaneous Expense	0.00	0.00	0.00	113.62	-113.62	0.00 %
Department: 5500 - Customer Service Total:		305,463.00	305,463.00	11,857.81	161,168.42	144,294.58	47.24 %
Department: 5600 - Admin							
100-5600-50100	Salaries	394,543.00	394,543.00	43,917.66	386,940.32	7,602.68	1.93 %
100-5600-50101	Part-time Wages	0.00	0.00	5,841.75	65,882.76	-65,882.76	0.00 %
100-5600-50102	Overtime	2,734.00	2,734.00	0.00	0.00	2,734.00	100.00 %
100-5600-50103	Automobile Allowance	0.00	0.00	500.00	3,250.00	-3,250.00	0.00 %
100-5600-50104	Retiree Benefit	9,973.00	9,973.00	1,172.94	11,686.60	-1,713.60	-17.18 %
100-5600-50105	Director Stipend	24,360.00	24,360.00	2,000.00	18,000.00	6,360.00	26.11 %
100-5600-50200	Payroll Taxes	35,903.00	35,903.00	3,238.96	30,945.73	4,957.27	13.81 %
100-5600-50300	Health Insurance	69,772.00	69,772.00	7,026.69	81,134.63	-11,362.63	-16.29 %
100-5600-50302	Insurance - Workers Compensation	4,672.00	4,672.00	0.00	1,083.02	3,588.98	76.82 %
100-5600-50400	PERS Retirement Expense	35,102.00	35,102.00	3,818.32	33,868.71	1,233.29	3.51 %
100-5600-50401	PERS UAL	197,641.00	197,641.00	0.00	191,492.76	6,148.24	3.11 %
100-5600-50403	Def Comp Retirement Expense	1,690.00	1,690.00	0.00	0.00	1,690.00	100.00 %
100-5600-51100	Materials & Supplies	9,540.00	9,540.00	384.46	8,687.98	852.02	8.93 %
100-5600-51101	Materials - Other	15,485.00	15,485.00	-300.00	1,505.16	13,979.84	90.28 %
100-5600-51102	Office Supplies	32,000.00	32,000.00	5,365.64	21,996.05	10,003.95	31.26 %
100-5600-51200	Vehicle Maintenance	0.00	0.00	35.00	802.71	-802.71	0.00 %
100-5600-51202	Building Maintenance	0.00	0.00	0.00	250.00	-250.00	0.00 %
100-5600-51300	Professional Services	222,000.00	222,000.00	26,903.03	201,080.55	20,919.45	9.42 %
100-5600-51301	Insurance - General Liability	84,546.00	84,546.00	0.00	93,830.17	-9,284.17	-10.98 %
100-5600-51302	Legal	96,476.00	96,476.00	5,509.80	29,605.82	66,870.18	69.31 %
100-5600-51303	Audit	21,968.00	21,968.00	0.00	0.00	21,968.00	100.00 %
100-5600-52100	Staff Development	2,100.00	2,100.00	40.00	7,632.55	-5,532.55	-263.45 %
100-5600-52101	Travel	4,103.00	4,103.00	1,184.38	8,433.45	-4,330.45	-105.54 %
100-5600-52102	Utilities	30,731.00	30,731.00	5,080.53	33,742.14	-3,011.14	-9.80 %
100-5600-52103	Bank Charges	425.00	425.00	-100.00	209.92	215.08	50.61 %
100-5600-52104	Payroll Processing Fee	25,869.00	25,869.00	2,159.74	20,698.26	5,170.74	19.99 %
100-5600-52105	Government Regulation Fees	0.00	0.00	0.00	5,501.68	-5,501.68	0.00 %
100-5600-52106	Elections	9,399.00	9,399.00	7,418.38	7,418.38	1,980.62	21.07 %
100-5600-52107	Other Miscellaneous Expense	0.00	0.00	856.55	6,164.13	-6,164.13	0.00 %
100-5600-52108	Membership	57,941.00	57,941.00	789.90	39,685.90	18,255.10	31.51 %
Department: 5600 - Admin Total:		1,388,973.00	1,388,973.00	122,843.73	1,311,529.38	77,443.62	5.58 %
Department: 5601 - 5601							
100-5601-50100	Salaries	80,789.00	80,789.00	0.00	0.00	80,789.00	100.00 %
Department: 5601 - 5601 Total:		80,789.00	80,789.00	0.00	0.00	80,789.00	100.00 %
Department: 7100 - Capital Outlay							
100-7100-71100	Capital Expenses	0.00	0.00	0.00	9.64	-9.64	0.00 %
Department: 7100 - Capital Outlay Total:		0.00	0.00	0.00	9.64	-9.64	0.00 %
Department: 8000 - Capital Improvement Projects							
100-8000-80000	Pump Station Retrofit/ Generator	0.00	0.00	0.00	39,399.96	-39,399.96	0.00 %
100-8000-80200	Office Corp Yard Building Repair	0.00	0.00	31.75	2,049.84	-2,049.84	0.00 %
100-8000-80300	Repair Safety Walkways	0.00	0.00	0.00	7,016.42	-7,016.42	0.00 %
100-8000-80400	Treated Water Line Replacement	0.00	0.00	20,644.14	44,062.70	-44,062.70	0.00 %
100-8000-80500	Preasure Regulating Valves	0.00	0.00	0.00	86,424.48	-86,424.48	0.00 %
100-8000-80800	Paving ALT	0.00	0.00	0.00	59,093.10	-59,093.10	0.00 %
100-8000-80900	Water System Condition Assessment	0.00	0.00	6,091.25	100,712.10	-100,712.10	0.00 %

Budget Report

For Fiscal: 2022-2023 Period Ending: 03/31/2023

		Original Total Budget	Current Total Budget	Period Activity	Fiscal Activity	Variance Favorable (Unfavorable)	Percent Remaining
100-8000-90100	Asset Management Plan	0.00	0.00	981.67	23,999.17	-23,999.17	0.00 %
Department: 8000 - Capital Improvement Projects Total:		0.00	0.00	27,748.81	362,757.77	-362,757.77	0.00 %
Fund: 100 - Water Fund Surplus (Deficit):		1,708,160.00	1,708,160.00	-408,660.12	-1,761,541.52	-3,469,701.52	203.13 %
Fund: 101 - Retiree Health Fund							
Department: 0000 - Non-departmental							
101-0000-40107	Reimbursements from Retirees	0.00	0.00	2,429.24	9,184.80	9,184.80	0.00 %
101-0000-41100	Interest Income	0.00	0.00	0.00	2,683.11	2,683.11	0.00 %
Department: 0000 - Non-departmental Total:		0.00	0.00	2,429.24	11,867.91	11,867.91	0.00 %
Department: 5600 - Admin							
101-5600-50104	Retiree Benefit	0.00	0.00	4,711.91	49,935.48	-49,935.48	0.00 %
Department: 5600 - Admin Total:		0.00	0.00	4,711.91	49,935.48	-49,935.48	0.00 %
Fund: 101 - Retiree Health Fund Surplus (Deficit):		0.00	0.00	-2,282.67	-38,067.57	-38,067.57	0.00 %
Fund: 102 - SMUD Fund							
Department: 0000 - Non-departmental							
102-0000-41100	Interest Income	0.00	0.00	0.00	3,613.62	3,613.62	0.00 %
Department: 0000 - Non-departmental Total:		0.00	0.00	0.00	3,613.62	3,613.62	0.00 %
Fund: 102 - SMUD Fund Total:		0.00	0.00	0.00	3,613.62	3,613.62	0.00 %
Fund: 103 - Hydroelectric Fund							
Department: 0000 - Non-departmental							
103-0000-40107	Lease Revenue	0.00	0.00	533.15	22,188.06	22,188.06	0.00 %
103-0000-41100	Interest Income	0.00	0.00	0.00	5,725.33	5,725.33	0.00 %
Department: 0000 - Non-departmental Total:		0.00	0.00	533.15	27,913.39	27,913.39	0.00 %
Department: 5200 - Raw Water							
103-5200-51100	Materials & Supplies	0.00	0.00	621.09	621.09	-621.09	0.00 %
Department: 5200 - Raw Water Total:		0.00	0.00	621.09	621.09	-621.09	0.00 %
Fund: 103 - Hydroelectric Fund Surplus (Deficit):		0.00	0.00	-87.94	27,292.30	27,292.30	0.00 %
Fund: 111 - Capital Reserve Fund							
Department: 0000 - Non-departmental							
111-0000-41100	Interest Income	0.00	0.00	0.00	10,519.37	10,519.37	0.00 %
111-0000-42102	Grant Proceeds	0.00	0.00	0.00	500,000.00	500,000.00	0.00 %
Department: 0000 - Non-departmental Total:		0.00	0.00	0.00	510,519.37	510,519.37	0.00 %
Department: 7100 - Capital Outlay							
111-7100-51300	Professional Services	0.00	0.00	245,699.48	-387,315.16	387,315.16	0.00 %
111-7100-71100	Capital Expenses	0.00	0.00	163.59	4,765.47	-4,765.47	0.00 %
Department: 7100 - Capital Outlay Total:		0.00	0.00	245,863.07	-382,549.69	382,549.69	0.00 %
Fund: 111 - Capital Reserve Fund Surplus (Deficit):		0.00	0.00	-245,863.07	893,069.06	893,069.06	0.00 %
Fund: 112 - Sweetwater Treatment Plant Fund							
Department: 0000 - Non-departmental							
112-0000-40104	Surcharge	0.00	0.00	86.52	433,509.64	433,509.64	0.00 %
112-0000-41100	Interest Income	0.00	0.00	0.00	6,119.61	6,119.61	0.00 %
Department: 0000 - Non-departmental Total:		0.00	0.00	86.52	439,629.25	439,629.25	0.00 %
Department: 7100 - Capital Outlay							
112-7100-71200	Principal Expense	0.00	0.00	0.00	225,774.27	-225,774.27	0.00 %
112-7100-71201	Interest Expense	0.00	0.00	0.00	67,904.12	-67,904.12	0.00 %
Department: 7100 - Capital Outlay Total:		0.00	0.00	0.00	293,678.39	-293,678.39	0.00 %
Fund: 112 - Sweetwater Treatment Plant Fund Surplus (Deficit):		0.00	0.00	86.52	145,950.86	145,950.86	0.00 %
Fund: 120 - State Revolving Fund							
Department: 0000 - Non-departmental							
120-0000-41100	Interest Income	0.00	0.00	0.00	125.03	125.03	0.00 %
120-0000-71201	Interest Expense	0.00	0.00	0.00	2,081.16	-2,081.16	0.00 %
Department: 0000 - Non-departmental Surplus (Deficit):		0.00	0.00	0.00	-1,956.13	-1,956.13	0.00 %

Budget Report

For Fiscal: 2022-2023 Period Ending: 03/31/2023

		Original Total Budget	Current Total Budget	Period Activity	Fiscal Activity	Variance Favorable (Unfavorable)	Percent Remaining
Department: 7100 - Capital Outlay							
120-7100-71201	Interest Expense	0.00	0.00	0.00	-1,023.52	1,023.52	0.00 %
Department: 7100 - Capital Outlay Total:		0.00	0.00	0.00	-1,023.52	1,023.52	0.00 %
Fund: 120 - State Revolving Fund Surplus (Deficit):		0.00	0.00	0.00	-932.61	-932.61	0.00 %
Fund: 121 - SMER Fund							
Department: 0000 - Non-departmental							
121-0000-41100	Interest Income	0.00	0.00	0.00	7,069.36	7,069.36	0.00 %
Department: 0000 - Non-departmental Total:		0.00	0.00	0.00	7,069.36	7,069.36	0.00 %
Fund: 121 - SMER Fund Total:		0.00	0.00	0.00	7,069.36	7,069.36	0.00 %
Fund: 200 - Zone Fund							
Department: 0000 - Non-departmental							
200-0000-40200	Zone Charges	-188,400.00	-188,400.00	0.00	137,567.99	325,967.99	73.02 %
200-0000-40201	Zone Excrow Fee	-30,000.00	-30,000.00	260.00	8,974.43	38,974.43	29.91 %
200-0000-41100	Interest Income	-520.00	-520.00	0.00	5,405.52	5,925.52	1,039.52 %
200-0000-41301	Septic Design Fee	-1,500.00	-1,500.00	0.00	2,460.00	3,960.00	164.00 %
Department: 0000 - Non-departmental Total:		-220,420.00	-220,420.00	260.00	154,407.94	374,827.94	170.05 %
Department: 6100 - ALT Zone Wastewater							
200-6100-50100	Salaries	80,789.00	80,789.00	11,341.45	100,970.57	-20,181.57	-24.98 %
200-6100-50102	Overtime	1,047.00	1,047.00	0.00	867.02	179.98	17.19 %
200-6100-50200	Payroll Taxes	6,326.00	6,326.00	799.81	7,800.63	-1,474.63	-23.31 %
200-6100-50300	Health Insurance	20,981.00	20,981.00	3,036.64	26,555.59	-5,574.59	-26.57 %
200-6100-50302	Insurance - Workers Compensation	1,088.00	1,088.00	0.00	808.25	279.75	25.71 %
200-6100-50400	PERS Retirement Expense	7,944.00	7,944.00	942.92	8,556.59	-612.59	-7.71 %
200-6100-50401	PERS UAL	14,634.00	14,634.00	0.00	15,526.44	-892.44	-6.10 %
200-6100-51100	Materials & Supplies	5,497.00	5,497.00	342.44	3,185.22	2,311.78	42.06 %
200-6100-51101	Materials - Other	3,107.00	3,107.00	115.28	524.04	2,582.96	83.13 %
200-6100-51102	Office Supplies	2,213.00	2,213.00	0.00	619.21	1,593.79	72.02 %
200-6100-51200	Vehicle Maintenance	4,788.00	4,788.00	0.00	865.72	3,922.28	81.92 %
200-6100-51201	Vehicle Operating - Fuel	6,770.00	6,770.00	971.33	3,607.90	3,162.10	46.71 %
200-6100-51300	Professional Services	150,000.00	150,000.00	5,829.50	36,843.58	113,156.42	75.44 %
200-6100-51301	Insurance - General Liability	0.00	0.00	0.00	4,825.92	-4,825.92	0.00 %
200-6100-52100	Staff Development	333.00	333.00	0.00	1,947.80	-1,614.80	-484.92 %
200-6100-52101	Travel	0.00	0.00	0.00	105.50	-105.50	0.00 %
200-6100-52102	Utilities	16,492.00	16,492.00	3,343.90	14,967.39	1,524.61	9.24 %
200-6100-52105	Government Regulation Fees	34,221.00	34,221.00	3,990.00	43,958.84	-9,737.84	-28.46 %
Department: 6100 - ALT Zone Wastewater Total:		356,230.00	356,230.00	30,713.27	272,536.21	83,693.79	23.49 %
Fund: 200 - Zone Fund Surplus (Deficit):		-576,650.00	-576,650.00	-30,453.27	-118,128.27	458,521.73	79.51 %
Fund: 210 - CDS Capital Reserve Fund							
Department: 0000 - Non-departmental							
210-0000-41100	Interest Income	0.00	0.00	0.00	1,077.62	1,077.62	0.00 %
Department: 0000 - Non-departmental Total:		0.00	0.00	0.00	1,077.62	1,077.62	0.00 %
Department: 6100 - ALT Zone Wastewater							
210-6100-51100	Materials & Supplies	0.00	0.00	0.00	5,131.25	-5,131.25	0.00 %
Department: 6100 - ALT Zone Wastewater Total:		0.00	0.00	0.00	5,131.25	-5,131.25	0.00 %
Fund: 210 - CDS Capital Reserve Fund Surplus (Deficit):		0.00	0.00	0.00	-4,053.63	-4,053.63	0.00 %
Fund: 211 - CDS M & O Fund							
Department: 0000 - Non-departmental							
211-0000-41100	Interest Income	0.00	0.00	0.00	272.17	272.17	0.00 %
Department: 0000 - Non-departmental Total:		0.00	0.00	0.00	272.17	272.17	0.00 %
Fund: 211 - CDS M & O Fund Total:		0.00	0.00	0.00	272.17	272.17	0.00 %
Fund: 400 - Capital Facility Charge Fund							
Department: 0000 - Non-departmental							
400-0000-40300	Capital Facility Charge	0.00	0.00	0.00	17,526.00	17,526.00	0.00 %

Budget Report

For Fiscal: 2022-2023 Period Ending: 03/31/2023

	Original Total Budget	Current Total Budget	Period Activity	Fiscal Activity	Variance Favorable (Unfavorable)	Percent Remaining
400-0000-41100 Interest Income	0.00	0.00	0.00	2,930.44	2,930.44	0.00 %
Department: 0000 - Non-departmental Total:	0.00	0.00	0.00	20,456.44	20,456.44	0.00 %
Fund: 400 - Capital Facility Charge Fund Total:	0.00	0.00	0.00	20,456.44	20,456.44	0.00 %
Fund: 401 - Water Development Fund						
Department: 0000 - Non-departmental						
401-0000-41100 Interest Income	0.00	0.00	0.00	2,716.01	2,716.01	0.00 %
Department: 0000 - Non-departmental Total:	0.00	0.00	0.00	2,716.01	2,716.01	0.00 %
Fund: 401 - Water Development Fund Total:	0.00	0.00	0.00	2,716.01	2,716.01	0.00 %
Fund: 500 - Stewart Mine Fund						
Department: 0000 - Non-departmental						
500-0000-41100 Interest Income	0.00	0.00	0.00	266.73	266.73	0.00 %
Department: 0000 - Non-departmental Total:	0.00	0.00	0.00	266.73	266.73	0.00 %
Department: 7100 - Capital Outlay						
500-7100-71201 Interest Expense	0.00	0.00	0.00	-2,372.31	2,372.31	0.00 %
Department: 7100 - Capital Outlay Total:	0.00	0.00	0.00	-2,372.31	2,372.31	0.00 %
Fund: 500 - Stewart Mine Fund Surplus (Deficit):	0.00	0.00	0.00	2,639.04	2,639.04	0.00 %
Fund: 501 - Garden Valley Fund						
Department: 0000 - Non-departmental						
501-0000-41100 Interest Income	0.00	0.00	0.00	496.81	496.81	0.00 %
Department: 0000 - Non-departmental Total:	0.00	0.00	0.00	496.81	496.81	0.00 %
Fund: 501 - Garden Valley Fund Total:	0.00	0.00	0.00	496.81	496.81	0.00 %
Fund: 502 - Kelsey North Fund						
Department: 0000 - Non-departmental						
502-0000-41100 Interest Income	0.00	0.00	0.00	693.73	693.73	0.00 %
502-0000-71201 Interest Expense	0.00	0.00	0.00	3,681.56	-3,681.56	0.00 %
Department: 0000 - Non-departmental Surplus (Deficit):	0.00	0.00	0.00	-2,987.83	-2,987.83	0.00 %
Department: 7100 - Capital Outlay						
502-7100-71201 Interest Expense	0.00	0.00	0.00	1,557.23	-1,557.23	0.00 %
Department: 7100 - Capital Outlay Total:	0.00	0.00	0.00	1,557.23	-1,557.23	0.00 %
Fund: 502 - Kelsey North Fund Surplus (Deficit):	0.00	0.00	0.00	-4,545.06	-4,545.06	0.00 %
Report Surplus (Deficit):	1,131,510.00	1,131,510.00	-687,260.55	-823,692.99	-1,955,202.99	172.80 %

Group Summary

Departmen...	Original Total Budget	Current Total Budget	Period Activity	Fiscal Activity	Variance Favorable (Unfavorable)	Percent Remaining
Fund: 100 - Water Fund						
0000 - Non-departmental	6,615,387.00	6,615,387.00	39,051.94	2,505,006.21	-4,110,380.79	62.13 %
5100 - Source of Supply	494,078.00	494,078.00	108,227.51	553,221.09	-59,143.09	-11.97 %
5200 - Raw Water	805,222.00	805,222.00	47,144.26	554,628.23	250,593.77	31.12 %
5300 - Water Treatment	834,450.00	834,450.00	54,359.41	532,360.16	302,089.84	36.20 %
5400 - Treated Water	998,252.00	998,252.00	75,530.53	790,873.04	207,378.96	20.77 %
5500 - Customer Service	305,463.00	305,463.00	11,857.81	161,168.42	144,294.58	47.24 %
5600 - Admin	1,388,973.00	1,388,973.00	122,843.73	1,311,529.38	77,443.62	5.58 %
5601 - 5601	80,789.00	80,789.00	0.00	0.00	80,789.00	100.00 %
7100 - Capital Outlay	0.00	0.00	0.00	9.64	-9.64	0.00 %
8000 - Capital Improvement Projects	0.00	0.00	27,748.81	362,757.77	-362,757.77	0.00 %
Fund: 100 - Water Fund Surplus (Deficit):	1,708,160.00	1,708,160.00	-408,660.12	-1,761,541.52	-3,469,701.52	203.13 %
Fund: 101 - Retiree Health Fund						
0000 - Non-departmental	0.00	0.00	2,429.24	11,867.91	11,867.91	0.00 %
5600 - Admin	0.00	0.00	4,711.91	49,935.48	-49,935.48	0.00 %
Fund: 101 - Retiree Health Fund Surplus (Deficit):	0.00	0.00	-2,282.67	-38,067.57	-38,067.57	0.00 %
Fund: 102 - SMUD Fund						
0000 - Non-departmental	0.00	0.00	0.00	3,613.62	3,613.62	0.00 %
Fund: 102 - SMUD Fund Total:	0.00	0.00	0.00	3,613.62	3,613.62	0.00 %
Fund: 103 - Hydroelectric Fund						
0000 - Non-departmental	0.00	0.00	533.15	27,913.39	27,913.39	0.00 %
5200 - Raw Water	0.00	0.00	621.09	621.09	-621.09	0.00 %
Fund: 103 - Hydroelectric Fund Surplus (Deficit):	0.00	0.00	-87.94	27,292.30	27,292.30	0.00 %
Fund: 111 - Capital Reserve Fund						
0000 - Non-departmental	0.00	0.00	0.00	510,519.37	510,519.37	0.00 %
7100 - Capital Outlay	0.00	0.00	245,863.07	-382,549.69	382,549.69	0.00 %
Fund: 111 - Capital Reserve Fund Surplus (Deficit):	0.00	0.00	-245,863.07	893,069.06	893,069.06	0.00 %
Fund: 112 - Sweetwater Treatment Plant Fund						
0000 - Non-departmental	0.00	0.00	86.52	439,629.25	439,629.25	0.00 %
7100 - Capital Outlay	0.00	0.00	0.00	293,678.39	-293,678.39	0.00 %
Fund: 112 - Sweetwater Treatment Plant Fund Surplus (Deficit):	0.00	0.00	86.52	145,950.86	145,950.86	0.00 %
Fund: 120 - State Revolving Fund						
0000 - Non-departmental	0.00	0.00	0.00	-1,956.13	-1,956.13	0.00 %
7100 - Capital Outlay	0.00	0.00	0.00	-1,023.52	1,023.52	0.00 %
Fund: 120 - State Revolving Fund Surplus (Deficit):	0.00	0.00	0.00	-932.61	-932.61	0.00 %
Fund: 121 - SMER Fund						
0000 - Non-departmental	0.00	0.00	0.00	7,069.36	7,069.36	0.00 %
Fund: 121 - SMER Fund Total:	0.00	0.00	0.00	7,069.36	7,069.36	0.00 %
Fund: 200 - Zone Fund						
0000 - Non-departmental	-220,420.00	-220,420.00	260.00	154,407.94	374,827.94	170.05 %
6100 - ALT Zone Wastewater	356,230.00	356,230.00	30,713.27	272,536.21	83,693.79	23.49 %
Fund: 200 - Zone Fund Surplus (Deficit):	-576,650.00	-576,650.00	-30,453.27	-118,128.27	458,521.73	79.51 %
Fund: 210 - CDS Capital Reserve Fund						
0000 - Non-departmental	0.00	0.00	0.00	1,077.62	1,077.62	0.00 %
6100 - ALT Zone Wastewater	0.00	0.00	0.00	5,131.25	-5,131.25	0.00 %
Fund: 210 - CDS Capital Reserve Fund Surplus (Deficit):	0.00	0.00	0.00	-4,053.63	-4,053.63	0.00 %
Fund: 211 - CDS M & O Fund						
0000 - Non-departmental	0.00	0.00	0.00	272.17	272.17	0.00 %
Fund: 211 - CDS M & O Fund Total:	0.00	0.00	0.00	272.17	272.17	0.00 %
Fund: 400 - Capital Facility Charge Fund						
0000 - Non-departmental	0.00	0.00	0.00	20,456.44	20,456.44	0.00 %
Fund: 400 - Capital Facility Charge Fund Total:	0.00	0.00	0.00	20,456.44	20,456.44	0.00 %

Budget Report

For Fiscal: 2022-2023 Period Ending: 03/31/2023

Departmen...	Original Total Budget	Current Total Budget	Period Activity	Fiscal Activity	Variance Favorable (Unfavorable)	Percent Remaining
Fund: 401 - Water Development Fund						
0000 - Non-departmental	0.00	0.00	0.00	2,716.01	2,716.01	0.00 %
Fund: 401 - Water Development Fund Total:	0.00	0.00	0.00	2,716.01	2,716.01	0.00 %
Fund: 500 - Stewart Mine Fund						
0000 - Non-departmental	0.00	0.00	0.00	266.73	266.73	0.00 %
7100 - Capital Outlay	0.00	0.00	0.00	-2,372.31	2,372.31	0.00 %
Fund: 500 - Stewart Mine Fund Surplus (Deficit):	0.00	0.00	0.00	2,639.04	2,639.04	0.00 %
Fund: 501 - Garden Valley Fund						
0000 - Non-departmental	0.00	0.00	0.00	496.81	496.81	0.00 %
Fund: 501 - Garden Valley Fund Total:	0.00	0.00	0.00	496.81	496.81	0.00 %
Fund: 502 - Kelsey North Fund						
0000 - Non-departmental	0.00	0.00	0.00	-2,987.83	-2,987.83	0.00 %
7100 - Capital Outlay	0.00	0.00	0.00	1,557.23	-1,557.23	0.00 %
Fund: 502 - Kelsey North Fund Surplus (Deficit):	0.00	0.00	0.00	-4,545.06	-4,545.06	0.00 %
Report Surplus (Deficit):	1,131,510.00	1,131,510.00	-687,260.55	-823,692.99	-1,955,202.99	172.80 %

Fund Summary

Fund	Original Total Budget	Current Total Budget	Period Activity	Fiscal Activity	Variance Favorable (Unfavorable)
100 - Water Fund	1,708,160.00	1,708,160.00	-408,660.12	-1,761,541.52	-3,469,701.52
101 - Retiree Health Fund	0.00	0.00	-2,282.67	-38,067.57	-38,067.57
102 - SMUD Fund	0.00	0.00	0.00	3,613.62	3,613.62
103 - Hydroelectric Fund	0.00	0.00	-87.94	27,292.30	27,292.30
111 - Capital Reserve Fund	0.00	0.00	-245,863.07	893,069.06	893,069.06
112 - Sweetwater Treatment Plant F	0.00	0.00	86.52	145,950.86	145,950.86
120 - State Revolving Fund	0.00	0.00	0.00	-932.61	-932.61
121 - SMER Fund	0.00	0.00	0.00	7,069.36	7,069.36
200 - Zone Fund	-576,650.00	-576,650.00	-30,453.27	-118,128.27	458,521.73
210 - CDS Capital Reserve Fund	0.00	0.00	0.00	-4,053.63	-4,053.63
211 - CDS M & O Fund	0.00	0.00	0.00	272.17	272.17
400 - Capital Facility Charge Fund	0.00	0.00	0.00	20,456.44	20,456.44
401 - Water Development Fund	0.00	0.00	0.00	2,716.01	2,716.01
500 - Stewart Mine Fund	0.00	0.00	0.00	2,639.04	2,639.04
501 - Garden Valley Fund	0.00	0.00	0.00	496.81	496.81
502 - Kelsey North Fund	0.00	0.00	0.00	-4,545.06	-4,545.06
Report Surplus (Deficit):	1,131,510.00	1,131,510.00	-687,260.55	-823,692.99	-1,955,202.99



Pooled Cash Report

Georgetown Divide PUD
For the Period Ending 4/30/2023

ACCOUNT #	ACCOUNT NAME	BEGINNING BALANCE	CURRENT ACTIVITY	CURRENT BALANCE	
CLAIM ON CASH					
100-0000-10999	Water Fund	1,053,325.73	(295,070.81)	758,254.92	
101-0000-10999	Retiree Health	391,467.25	(3,734.79)	387,732.46	
102-0000-10999	SMUD Fund	553,683.14	0.00	553,683.14	
103-0000-10999	Hydroelectric	895,841.23	1,558.65	897,399.88	
110-0000-10999	Capital Replacement	(31,171.29)	0.00	(31,171.29)	
111-0000-10999	Capital Reserve	2,153,722.55	(106,724.46)	2,046,998.09	
112-0000-10999	ALT Fund Suplementry Charge (Restricted)	950,933.26	14,194.53	965,127.79	
113-0000-10999	Caby Grant Fund (Restricted)	(39,066.57)	0.00	(39,066.57)	
114-0000-10999	EPA Grant Sweet water Plant (Restricted)	(90,530.11)	0.00	(90,530.11)	
120-0000-10999	State Revolving Fund (Restricted)	(136,785.26)	(2,088.14)	(138,873.40)	
121-0000-10999	Stumpy Meadows Emergency Reserve Fund	1,083,270.40	0.00	1,083,270.40	
200-0000-10999	Zone Fund	757,555.01	(13,967.13)	743,587.88	
210-0000-10999	CDS Reserve Fund (Restricted)	160,069.71	0.00	160,069.71	
211-0000-10999	CDS M & O Fund (Restricted)	41,515.37	0.00	41,515.37	
400-0000-10999	Capital Facility Charge Fund (Restricted)	457,282.94	0.00	457,282.94	
401-0000-10999	Water Development Fund (Restricted)	416,314.01	0.00	416,314.01	
500-0000-10999	Stewart Mine Fund (Restricted)	38,444.69	0.00	38,444.69	
501-0000-10999	Garden Valley Fund (Restricted)	76,159.75	0.00	76,159.75	
502-0000-10999	Kelsey North Fund (Restricted)	90,477.36	0.00	90,477.36	
503-0000-10999	Bayne Rd Bend Fund (Restricted)	0.00	0.00	0.00	
504-0000-10999	Kelsey South Fund (Restricted)	0.00	0.00	0.00	
505-0000-10999	Pilot Hill North Fund (Restricted)	0.00	0.00	0.00	
506-0000-10999	Pilot Hill South Fund (Restricted)	0.00	0.00	0.00	
TOTAL CLAIM ON CASH		<u>8,822,509.17</u>	<u>(405,832.15)</u>	<u>8,416,677.02</u>	
CASH IN BANK					
Cash in Bank					
999-0000-10100	EDSB - Disbursements	31,567.63	(155,245.09)	(123,677.46)	
999-0000-10101	EDSB - Receipts	1,284,290.14	(250,587.06)	1,033,703.08	
999-0000-10110	LAIF	7,506,651.40	0.00	7,506,651.40	
TOTAL: Cash in Bank		<u>8,822,509.17</u>	<u>(405,832.15)</u>	<u>8,416,677.02</u>	
TOTAL CASH IN BANK		<u>8,822,509.17</u>	<u>(405,832.15)</u>	<u>8,416,677.02</u>	
DUE TO OTHER FUNDS					
999-0000-23100	Due To Fund	8,822,509.17	(405,832.15)	8,416,677.02	
TOTAL DUE TO OTHER FUNDS		<u>8,822,509.17</u>	<u>(405,832.15)</u>	<u>8,416,677.02</u>	
Claim on Cash	8,416,677.02	Claim on Cash	8,416,677.02	Cash in Bank	8,416,677.02
Cash in Bank	<u>8,416,677.02</u>	Due To Other Funds	<u>8,416,677.02</u>	Due To Other Funds	<u>8,416,677.02</u>
Difference	<u>0.00</u>	Difference	<u>0.00</u>	Difference	<u>0.00</u>

ACCOUNT #	ACCOUNT NAME	BEGINNING BALANCE	CURRENT ACTIVITY	CURRENT BALANCE
ACCOUNTS PAYABLE PENDING				
100-0000-20102	Accounts Payable Pending	0.00	0.00	0.00
101-0000-20102	Accounts Payable Pending	0.00	0.00	0.00
102-0000-20102	Accounts Payable Pending	0.00	0.00	0.00
103-0000-20102	Accounts Payable Pending	0.00	0.00	0.00
110-0000-20102	Accounts Payable Pending	0.00	0.00	0.00
111-0000-20102	Accounts Payable Pending	0.00	0.00	0.00
112-0000-20102	Accounts Payable Pending	0.00	0.00	0.00
113-0000-20102	Accounts Payable Pending	0.00	0.00	0.00
114-0000-20102	Accounts Payable Pending	0.00	0.00	0.00
120-0000-20102	Accounts Payable Pending	0.00	0.00	0.00
121-0000-20102	Accounts Payable Pending	0.00	0.00	0.00
200-0000-20102	Accounts Payable Pending	0.00	0.00	0.00
210-0000-20102	Accounts Payable Pending	0.00	0.00	0.00
211-0000-20102	Accounts Payable Pending	0.00	0.00	0.00
400-0000-20102	Accounts Payable Pending	0.00	0.00	0.00
401-0000-20102	Accounts Payable Pending	0.00	0.00	0.00
500-0000-20102	Accounts Payable Pending	0.00	0.00	0.00
501-0000-20102	Accounts Payable Pending	0.00	0.00	0.00
502-0000-20102	Accounts Payable Pending	0.00	0.00	0.00
503-0000-20102	Accounts Payable Pending	0.00	0.00	0.00
504-0000-20102	Accounts Payable Pending	0.00	0.00	0.00
505-0000-20102	Accounts Payable Pending	0.00	0.00	0.00
506-0000-20102	Accounts Payable Pending	0.00	0.00	0.00
TOTAL ACCOUNTS PAYABLE PENDING		0.00	0.00	0.00
DUE FROM OTHER FUNDS				
121-0000-13121	Due From Fund 121	0.00	0.00	0.00
999-0000-13100	Due From Fund 100	0.00	0.00	0.00
999-0000-13101	Due From Fund 101	0.00	0.00	0.00
999-0000-13102	Due From Fund 102	0.00	0.00	0.00
999-0000-13103	Due From Fund 103	0.00	0.00	0.00
999-0000-13104	Due From Fund 104	0.00	0.00	0.00
999-0000-13110	Due From Fund 110	0.00	0.00	0.00
999-0000-13111	Due From Fund 111	0.00	0.00	0.00
999-0000-13112	Due From Fund 112	0.00	0.00	0.00
999-0000-13113	Due From Fund 113	0.00	0.00	0.00
999-0000-13114	Due From Fund 114	0.00	0.00	0.00
999-0000-13120	Due From Fund 120	0.00	0.00	0.00
999-0000-13121	Due From Fund 121	0.00	0.00	0.00
999-0000-13200	Due From Fund 200	0.00	0.00	0.00
999-0000-13201	Due From Fund 201	0.00	0.00	0.00
999-0000-13210	Due From Fund 210	0.00	0.00	0.00
999-0000-13300	Due From Fund 300	0.00	0.00	0.00
999-0000-13400	Due From Fund 400	0.00	0.00	0.00
999-0000-13500	Due From Fund 500	0.00	0.00	0.00
999-0000-13501	Due From Fund 501	0.00	0.00	0.00
999-0000-13502	Due From Fund 502	0.00	0.00	0.00
999-0000-13503	Due From Fund 503	0.00	0.00	0.00
999-0000-13504	Due From Fund 504	0.00	0.00	0.00
999-0000-13505	Due From Fund 505	0.00	0.00	0.00
999-0000-13506	Due From Fund 506	0.00	0.00	0.00
TOTAL DUE FROM OTHER FUNDS		0.00	0.00	0.00
ACCOUNTS PAYABLE				
999-0000-20102	Accounts Payable	0.00	0.00	0.00
TOTAL ACCOUNTS PAYABLE		0.00	0.00	0.00

ACCOUNT #	ACCOUNT NAME	BEGINNING BALANCE	CURRENT ACTIVITY	CURRENT BALANCE
AP Pending	0.00	AP Pending	0.00	Due From Other Funds 0.00
Due From Other Funds	0.00	Accounts Payable	0.00	Accounts Payable 0.00
Difference	0.00	Difference	0.00	Difference 0.00



Georgetown Divide PUD

Check Report

By Check Number

Date Range: 07/01/2022 - 04/30/2023

Vendor Number	Vendor Name	Payment Date	Payment Type	Discount Amount	Payment Amount	Number
Bank Code: EDSB-EI Dorado Savings Bank						
AFL01	AMERICAN FAMILY LIFE INS	07/01/2022	Regular	0.00	1,162.32	33540
ALL01	ALLEN KRAUSE	07/01/2022	Regular	0.00	262.70	33541
ARA01	ARAMARK	07/01/2022	Regular	0.00	161.78	33542
ATT02	AT&T	07/01/2022	Regular	0.00	2,675.49	33543
ATT03	AT&T LONG DISTANCE	07/01/2022	Regular	0.00	122.15	33544
BLU06	BLUE SHIELD OF CALIFORNIA	07/01/2022	Regular	0.00	277.00	33545
CAR08	CSI	07/01/2022	Regular	0.00	59.00	33546
CWS01	CORBIN WILLITS SYS. INC.	07/01/2022	Regular	0.00	608.28	33547
ESC01	ESCO Development Inc	07/01/2022	Regular	0.00	4,068.00	33548
FSL01	Fidelity Security Life Insurance Company	07/01/2022	Regular	0.00	303.55	33549
ICM02	ICMA-R.T.-457 (ee)	07/01/2022	Regular	0.00	887.02	33550
IUO01	IUOE, LOCAL 39	07/01/2022	Regular	0.00	352.33	33551
IUO02	AFSCME	07/01/2022	Regular	0.00	262.36	33552
PAC02	PACIFIC GAS & ELECTRIC	07/01/2022	Regular	0.00	427.96	33553
PAC02	PACIFIC GAS & ELECTRIC	07/01/2022	Regular	0.00	192.04	33554
PAC02	PACIFIC GAS & ELECTRIC	07/01/2022	Regular	0.00	16.80	33555
PAC02	PACIFIC GAS & ELECTRIC	07/01/2022	Regular	0.00	66.93	33556
PAC02	PACIFIC GAS & ELECTRIC	07/01/2022	Regular	0.00	774.03	33557
PAC02	PACIFIC GAS & ELECTRIC	07/01/2022	Regular	0.00	35.66	33558
PAC02	PACIFIC GAS & ELECTRIC	07/01/2022	Regular	0.00	21.83	33559
PAC02	PACIFIC GAS & ELECTRIC	07/01/2022	Regular	0.00	103.58	33560
PAC02	PACIFIC GAS & ELECTRIC	07/01/2022	Regular	0.00	106.34	33561
PAC02	PACIFIC GAS & ELECTRIC	07/01/2022	Regular	0.00	23.82	33562
PAC06	PACE SUPPLY 23714-00	07/01/2022	Regular	0.00	8,139.93	33563
VER01	VERIZON WIRELESS	07/01/2022	Regular	0.00	1,096.97	33564
WAL02	WALKER'S OFFICE SUPPLY	07/01/2022	Regular	0.00	293.96	33565
WEX01	Wex Bank	07/01/2022	Regular	0.00	7,711.27	33566
ACW01	ACWA/JPIA	07/08/2022	Regular	0.00	37,181.92	33567
ADT01	ADT SECURITY SERVICES	07/08/2022	Regular	0.00	608.77	33568
ALL01	ALLEN KRAUSE	07/08/2022	Regular	0.00	1,480.04	33569
AND01	ANDERSON'S SIERRA PIPE CO	07/08/2022	Regular	0.00	117.86	33570
ARA01	ARAMARK	07/08/2022	Regular	0.00	138.72	33571
CAR01	Cartegraph Systems LLC	07/08/2022	Regular	0.00	8,403.75	33572
CLS01	CLS LABS	07/08/2022	Regular	0.00	593.00	33573
ELD05	EDC AUDITOR-CONTROLLER	07/08/2022	Regular	0.00	4,981.68	33574
ELD16	EL DORADO DISPOSAL SERVICE	07/08/2022	Regular	0.00	412.23	33575
FER02	FERGUSON ENTERPRISES INC	07/08/2022	Regular	0.00	1,208.24	33576
GAR02	GARDEN VALLEY FEED & HDW.	07/08/2022	Regular	0.00	127.89	33577
GEO02	GEORGETOWN GAZETTE	07/08/2022	Regular	0.00	180.10	33578
GEO04	DIVIDE SUPPLY ACE HARDWARE	07/08/2022	Regular	0.00	637.53	33579
	Void	07/08/2022	Regular	0.00	0.00	33580
HAR03	HARRIS INDUSTRIAL GASES	07/08/2022	Regular	0.00	53.00	33581
MJT01	MJT ENTERPRISES, INC.	07/08/2022	Regular	0.00	954.24	33582
MOU02	MOUNTAIN DEMOCRAT	07/08/2022	Regular	0.00	350.00	33583
NAT04	NATIONAL PRINT & PROMO	07/08/2022	Regular	0.00	2,257.95	33584
NBS01	NBS	07/08/2022	Regular	0.00	1,144.62	33585
PAC02	PACIFIC GAS & ELECTRIC	07/08/2022	Regular	0.00	17,755.92	33586
POW01	POWERNET GLOBAL COMM.	07/08/2022	Regular	0.00	164.83	33587
PSO01	PSOMAS	07/08/2022	Regular	0.00	1,260.00	33588
STR01	STREAMLINE	07/08/2022	Regular	0.00	300.00	33589
TYL02	TYLER TECHNOLOGIES, INC	07/08/2022	Regular	0.00	690.00	33590
WAL02	WALKER'S OFFICE SUPPLY	07/08/2022	Regular	0.00	274.93	33591
WEL02	WELLS FARGO BANK	07/08/2022	Regular	0.00	2,296.95	33592
WES08	WESTERN HYDROLOGICS, LLP	07/08/2022	Regular	0.00	5,619.40	33593

Check Report

Date Range: 07/01/2022 - 04/30/2023

Vendor Number	Vendor Name	Payment Date	Payment Type	Discount Amount	Payment Amount	Number
ACW01	ACWA/JPIA	07/22/2022	Regular	0.00	31,218.12	33594
ALL01	ALLEN KRAUSE	07/22/2022	Regular	0.00	159.49	33595
ARA01	ARAMARK	07/22/2022	Regular	0.00	309.30	33596
ATT02	AT&T	07/22/2022	Regular	0.00	137.92	33597
ATT04	AT&T	07/22/2022	Regular	0.00	84.55	33598
BLU01	ANTHEM BLUE CROSS	07/22/2022	Regular	0.00	1,437.32	33599
WHI01	White Brenner LLP	07/22/2022	Regular	0.00	1,869.30	33600
CLS01	CLS LABS	07/22/2022	Regular	0.00	170.00	33601
EDC01	EL DORADO COUNTY TRANSPORTATION DEPARTM	07/22/2022	Regular	0.00	122.00	33602
FER02	FERGUSON ENTERPRISES INC	07/22/2022	Regular	0.00	883,200.02	33603
GEO01	GEORGETOWN ACE HARDWARE	07/22/2022	Regular	0.00	337.78	33604
GEO02	GEORGETOWN GAZETTE	07/22/2022	Regular	0.00	105.00	33605
GOL03	GOLD COUNTRY MEDIA	07/22/2022	Regular	0.00	712.80	33606
HUN02	Hunting Environmental LLC	07/22/2022	Regular	0.00	750.00	33607
ICM02	ICMA-R.T.-457 (ee)	07/22/2022	Regular	0.00	887.02	33608
INF01	Infinity Technologies	07/22/2022	Regular	0.00	1,653.75	33609
IUO01	IUOE, LOCAL 39	07/22/2022	Regular	0.00	352.33	33610
IUO02	AFSCME	07/22/2022	Regular	0.00	235.68	33611
KAI01	Kaiser Permanente	07/22/2022	Regular	0.00	122.70	33612
KAS01	KASL CONSULTING ENGINEERS	07/22/2022	Regular	0.00	3,532.96	33613
MJT01	MJT ENTERPRISES, INC.	07/22/2022	Regular	0.00	2,047.64	33614
MOU03	MOUNTAIN COUNTIES WRA	07/22/2022	Regular	0.00	5,094.00	33615
NAT04	NATIONAL PRINT & PROMO	07/22/2022	Regular	0.00	349.29	33616
NEE01	BLAKE CHARLES NEEP	07/22/2022	Regular	0.00	717.84	33617
NTU01	NTU TECHNOLOGIES, INC.	07/22/2022	Regular	0.00	8,900.98	33618
PAC02	PACIFIC GAS & ELECTRIC	07/22/2022	Regular	0.00	11.71	33619
PAC02	PACIFIC GAS & ELECTRIC	07/22/2022	Regular	0.00	4,708.18	33620
PAC06	PACE SUPPLY 23714-00	07/22/2022	Regular	0.00	19,807.30	33621
PRE01	PREMIER ACCESS INS CO	07/22/2022	Regular	0.00	2,800.73	33622
PRO04	PAUL FUNK	07/22/2022	Regular	0.00	400.00	33623
RIE01	RIEBES AUTO PARTS,LLC	07/22/2022	Regular	0.00	209.03	33624
ROB01	DON ROBINSON	07/22/2022	Regular	0.00	1,180.37	33625
SIG01	SIGNAL SERVICE INC	07/22/2022	Regular	0.00	282.00	33626
TEI01	A. TEICHERT & SON, INC	07/22/2022	Regular	0.00	354.29	33627
TIR01	TIREHUB, LLC	07/22/2022	Regular	0.00	918.02	33628
TYL01	ERIC TYLER	07/22/2022	Regular	0.00	300.00	33629
TYL02	TYLER TECHNOLOGIES, INC	07/22/2022	Regular	0.00	162.50	33630
UNI06	UNITEDHEALTHCARE INSURANCE	07/22/2022	Regular	0.00	626.64	33631
USB06	U.S. BANK EQUIPMENT FINANCE	07/22/2022	Regular	0.00	920.57	33632
VER01	VERIZON WIRELESS	07/22/2022	Regular	0.00	50.04	33633
WIL01	Wilkinson Portables Inc.	07/22/2022	Regular	0.00	314.65	33634
AFL01	AMERICAN FAMILY LIFE INS	07/28/2022	Regular	0.00	1,162.32	33636
ALL01	ALLEN KRAUSE	07/28/2022	Regular	0.00	140.00	33637
ARA01	ARAMARK	07/28/2022	Regular	0.00	186.23	33638
ATT02	AT&T	07/28/2022	Regular	0.00	2,693.40	33639
ATT03	AT&T LONG DISTANCE	07/28/2022	Regular	0.00	170.01	33640
AWW01	AMERICAN WATER WORKS ASSN	07/28/2022	Regular	0.00	473.00	33641
BLU06	BLUE SHIELD OF CALIFORNIA	07/28/2022	Regular	0.00	277.00	33642
BUC01	Buckmaster Office Solutions	07/28/2022	Regular	0.00	20.00	33643
CLS01	CLS LABS	07/28/2022	Regular	0.00	45.00	33644
CWS01	CORBIN WILLITS SYS. INC.	07/28/2022	Regular	0.00	608.28	33645
DIV05	PLACERVILLE AUTO PARTS, I	07/28/2022	Regular	0.00	428.00	33646
DIV05	PLACERVILLE AUTO PARTS, I	07/28/2022	Regular	0.00	-428.00	33646
FSL01	Fidelity Security Life Insurance Company	07/28/2022	Regular	0.00	303.55	33647
GRA01	GRAINGER, INC.	07/28/2022	Regular	0.00	357.84	33648
ICM02	ICMA-R.T.-457 (ee)	07/28/2022	Regular	0.00	889.58	33649
IUO01	IUOE, LOCAL 39	07/28/2022	Regular	0.00	360.73	33650
IUO02	AFSCME	07/28/2022	Regular	0.00	245.11	33651
MJT01	MJT ENTERPRISES, INC.	07/28/2022	Regular	0.00	1,567.92	33652
PAC02	PACIFIC GAS & ELECTRIC	07/28/2022	Regular	0.00	25.08	33653
PAC02	PACIFIC GAS & ELECTRIC	07/28/2022	Regular	0.00	167.21	33654

Check Report

Date Range: 07/01/2022 - 04/30/2023

Vendor Number	Vendor Name	Payment Date	Payment Type	Discount Amount	Payment Amount	Number
PAC02	PACIFIC GAS & ELECTRIC	07/28/2022	Regular	0.00	29.24	33655
PAC02	PACIFIC GAS & ELECTRIC	07/28/2022	Regular	0.00	27.10	33656
PAC02	PACIFIC GAS & ELECTRIC	07/28/2022	Regular	0.00	61.87	33657
PAC02	PACIFIC GAS & ELECTRIC	07/28/2022	Regular	0.00	1,248.00	33658
PAC02	PACIFIC GAS & ELECTRIC	07/28/2022	Regular	0.00	9.22	33659
PAC02	PACIFIC GAS & ELECTRIC	07/28/2022	Regular	0.00	52.31	33660
PAC06	PACE SUPPLY 23714-00	07/28/2022	Regular	0.00	4,212.78	33661
TEI01	A. TEICHERT & SON, INC	07/28/2022	Regular	0.00	357.77	33662
USA01	UNDERGROUND SERVICE ALERT	07/28/2022	Regular	0.00	3,700.56	33663
USB05	U.S. BANK CORPORATE PAYMENT SYSTEMS	07/28/2022	Regular	0.00	6,065.56	33664
VER02	Verizon Connect Fleet USA LLC	07/28/2022	Regular	0.00	1,413.61	33665
WAL02	WALKER'S OFFICE SUPPLY	07/28/2022	Regular	0.00	25.90	33666
WEX01	Wex Bank	07/28/2022	Regular	0.00	6,948.40	33667
ACW01	ACWA/JPIA	08/12/2022	Regular	0.00	3,079.65	33670
ACW05	ACWA/JPIA HEALTH	08/12/2022	Regular	0.00	37,993.42	33671
ADT01	ADT SECURITY SERVICES	08/12/2022	Regular	0.00	385.56	33672
ADV01	ADVENT TECHNOLOGIES	08/12/2022	Regular	0.00	75.00	33673
ARA01	ARAMARK	08/12/2022	Regular	0.00	291.88	33674
CAR08	CSI	08/12/2022	Regular	0.00	59.00	33675
ELD16	EL DORADO DISPOSAL SERVICE	08/12/2022	Regular	0.00	143.00	33676
ENV01	ENVIRO TECH SERVICES COMPANY, INC.	08/12/2022	Regular	0.00	284.82	33677
FER01	FERRELLGAS	08/12/2022	Regular	0.00	12.00	33678
GEO02	GEORGETOWN GAZETTE	08/12/2022	Regular	0.00	821.38	33679
GEO04	DIVIDE SUPPLY ACE HARDWARE	08/12/2022	Regular	0.00	34.30	33680
GOL03	GOLD COUNTRY MEDIA	08/12/2022	Regular	0.00	500.06	33681
ICM02	ICMA-R.T.-457 (ee)	08/12/2022	Regular	0.00	964.58	33682
IUO01	IUOE, LOCAL 39	08/12/2022	Regular	0.00	360.73	33683
IUO02	AFSCME	08/12/2022	Regular	0.00	245.12	33684
LSL01	LANCE, SOLL & LUNGHARD, L	08/12/2022	Regular	0.00	23,496.80	33685
MJT01	MJT ENTERPRISES, INC.	08/12/2022	Regular	0.00	3,973.96	33686
PAC02	PACIFIC GAS & ELECTRIC	08/12/2022	Regular	0.00	432.53	33687
POW01	POWERNET GLOBAL COMM.	08/12/2022	Regular	0.00	145.05	33688
STR01	STREAMLINE	08/12/2022	Regular	0.00	300.00	33689
TYL02	TYLER TECHNOLOGIES, INC	08/12/2022	Regular	0.00	11,597.50	33690
USA03	USA BLUE BOOK	08/12/2022	Regular	0.00	604.85	33691
VER01	VERIZON WIRELESS	08/12/2022	Regular	0.00	1,102.89	33692
WAL02	WALKER'S OFFICE SUPPLY	08/12/2022	Regular	0.00	538.24	33693
WEL02	WELLS FARGO BANK	08/12/2022	Regular	0.00	2,296.95	33694
ADT01	ADT SECURITY SERVICES	08/16/2022	Regular	0.00	238.71	33695
ALL01	ALLEN KRAUSE	08/16/2022	Regular	0.00	176.39	33696
BAR07	BARBOUR, CHRIS	08/16/2022	Regular	0.00	246.19	33697
BEA01	BUTTE EQUIPMENT RENTALS	08/16/2022	Regular	0.00	1,580.00	33698
CAR01	Cartegraph Systems LLC	08/16/2022	Regular	0.00	8,403.75	33699
CLS01	CLS LABS	08/16/2022	Regular	0.00	45.00	33700
DIV05	PLACERVILLE AUTO PARTS, I	08/16/2022	Regular	0.00	48.20	33701
EDC01	EL DORADO COUNTY TRANSPORTATION DEPARTM	08/16/2022	Regular	0.00	415.18	33702
ELD16	EL DORADO DISPOSAL SERVICE	08/16/2022	Regular	0.00	286.00	33703
FER02	FERGUSON ENTERPRISES INC	08/16/2022	Regular	0.00	122,698.04	33704
GAR02	GARDEN VALLEY FEED & HDW.	08/16/2022	Regular	0.00	233.29	33705
GEO04	DIVIDE SUPPLY ACE HARDWARE	08/16/2022	Regular	0.00	998.42	33706
	Void	08/16/2022	Regular	0.00	0.00	33707
HAR03	HARRIS INDUSTRIAL GASES	08/16/2022	Regular	0.00	94.38	33708
INF01	Infinity Technologies	08/16/2022	Regular	0.00	420.00	33709
KLA02	CHRISTIAN KLAHN	08/16/2022	Regular	0.00	300.00	33710
PAC02	PACIFIC GAS & ELECTRIC	08/16/2022	Regular	0.00	21,590.00	33711
PAC02	PACIFIC GAS & ELECTRIC	08/16/2022	Regular	0.00	5,613.25	33712
PAC02	PACIFIC GAS & ELECTRIC	08/16/2022	Regular	0.00	220.35	33713
PAC02	PACIFIC GAS & ELECTRIC	08/16/2022	Regular	0.00	20.67	33714
PAC02	PACIFIC GAS & ELECTRIC	08/16/2022	Regular	0.00	142.93	33715
PAC06	PACE SUPPLY 23714-00	08/16/2022	Regular	0.00	14,340.68	33716
PUL01	PULFER, JEFF	08/16/2022	Regular	0.00	277.11	33717

Check Report

Date Range: 07/01/2022 - 04/30/2023

Vendor Number	Vendor Name	Payment Date	Payment Type	Discount Amount	Payment Amount	Number
THA01	THATCHER COMPANY OF CALIF	08/16/2022	Regular	0.00	8,415.25	33718
USA01	UNDERGROUND SERVICE ALERT	08/16/2022	Regular	0.00	1,431.33	33719
USA03	USA BLUE BOOK	08/16/2022	Regular	0.00	1,038.22	33720
VER02	Verizon Connect Fleet USA LLC	08/16/2022	Regular	0.00	265.30	33721
WES08	WESTERN HYDROLOGICS, LLP	08/16/2022	Regular	0.00	5,320.00	33722
ALL01	ALLEN KRAUSE	08/18/2022	Regular	0.00	21.43	33723
AND01	ANDERSON'S SIERRA PIPE CO	08/18/2022	Regular	0.00	208.91	33724
AQU01	AQUA SIERRA CONTROLS INC.	08/18/2022	Regular	0.00	1,462.03	33725
ATT02	AT&T	08/18/2022	Regular	0.00	137.92	33726
ATT04	AT&T	08/18/2022	Regular	0.00	94.54	33727
BLU01	ANTHEM BLUE CROSS	08/18/2022	Regular	0.00	1,437.32	33728
CLS01	CLS LABS	08/18/2022	Regular	0.00	170.00	33729
DIV05	PLACERVILLE AUTO PARTS, I	08/18/2022	Regular	0.00	157.59	33730
KAS01	KASL CONSULTING ENGINEERS	08/18/2022	Regular	0.00	1,822.18	33731
KLA03	Trent Klasna	08/18/2022	Regular	0.00	600.00	33732
MCB01	Jeffrey McBride	08/18/2022	Regular	0.00	300.00	33733
MJT01	MJT ENTERPRISES, INC.	08/18/2022	Regular	0.00	1,911.64	33734
OCC01	OCCU-MED, LTD	08/18/2022	Regular	0.00	487.25	33735
PAC06	PACE SUPPLY 23714-00	08/18/2022	Regular	0.00	2,409.21	33736
PRO04	PAUL FUNK	08/18/2022	Regular	0.00	400.00	33737
ROY01	KENNETH ROYAL	08/18/2022	Regular	0.00	805.00	33738
SIE10	SIERRA SAFETY	08/18/2022	Regular	0.00	456.18	33739
UNI06	UNITEDHEALTHCARE INSURANCE	08/18/2022	Regular	0.00	626.64	33740
USB06	U.S. BANK EQUIPMENT FINANCE	08/18/2022	Regular	0.00	675.14	33741
VER01	VERIZON WIRELESS	08/18/2022	Regular	0.00	50.02	33742
WIL01	Wilkinson Portables Inc.	08/18/2022	Regular	0.00	314.65	33743
AFL01	AMERICAN FAMILY LIFE INS	08/26/2022	Regular	0.00	1,162.32	33744
ARA01	ARAMARK	08/26/2022	Regular	0.00	291.89	33745
ATT02	AT&T	08/26/2022	Regular	0.00	2,947.36	33746
BLU06	BLUE SHIELD OF CALIFORNIA	08/26/2022	Regular	0.00	277.00	33747
CLS01	CLS LABS	08/26/2022	Regular	0.00	818.00	33748
CWS01	CORBIN WILLITS SYS. INC.	08/26/2022	Regular	0.00	608.28	33749
FED01	FED EX	08/26/2022	Regular	0.00	285.97	33750
FER02	FERGUSON ENTERPRISES INC	08/26/2022	Regular	0.00	3,633.10	33751
GEO01	GEORGETOWN ACE HARDWARE	08/26/2022	Regular	0.00	274.19	33752
ICM02	ICMA-R.T.-457 (ee)	08/26/2022	Regular	0.00	964.58	33753
IUO01	IUOE, LOCAL 39	08/26/2022	Regular	0.00	360.73	33754
IUO02	AFSCME	08/26/2022	Regular	0.00	245.12	33755
MJT01	MJT ENTERPRISES, INC.	08/26/2022	Regular	0.00	1,937.28	33756
PAC06	PACE SUPPLY 23714-00	08/26/2022	Regular	0.00	2,667.72	33757
PRE01	PREMIER ACCESS INS CO	08/26/2022	Regular	0.00	2,800.73	33758
TEI01	A. TEICHERT & SON, INC	08/26/2022	Regular	0.00	719.88	33759
USB05	U.S. BANK CORPORATE PAYMENT SYSTEMS	08/26/2022	Regular	0.00	2,457.35	33760
VER01	VERIZON WIRELESS	08/26/2022	Regular	0.00	-1,120.77	33761
VER01	VERIZON WIRELESS	08/26/2022	Regular	0.00	1,120.77	33761
WHI01	White Brenner LLP	08/26/2022	Regular	0.00	2,392.40	33762
ALL01	ALLEN KRAUSE	09/06/2022	Regular	0.00	20.00	33763
ARA01	ARAMARK	09/06/2022	Regular	0.00	145.51	33764
CLS01	CLS LABS	09/06/2022	Regular	0.00	90.00	33765
ENV01	ENVIRO TECH SERVICES COMPANY, INC.	09/06/2022	Regular	0.00	32.30	33766
FSL01	Fidelity Security Life Insurance Company	09/06/2022	Regular	0.00	303.55	33767
PAC02	PACIFIC GAS & ELECTRIC	09/06/2022	Regular	0.00	24.64	33768
PAC02	PACIFIC GAS & ELECTRIC	09/06/2022	Regular	0.00	130.33	33769
PAC02	PACIFIC GAS & ELECTRIC	09/06/2022	Regular	0.00	54.43	33770
PAC02	PACIFIC GAS & ELECTRIC	09/06/2022	Regular	0.00	1,407.20	33771
PAC02	PACIFIC GAS & ELECTRIC	09/06/2022	Regular	0.00	79.63	33772
PAC02	PACIFIC GAS & ELECTRIC	09/06/2022	Regular	0.00	203.99	33773
PAC02	PACIFIC GAS & ELECTRIC	09/06/2022	Regular	0.00	177.57	33774
PAC02	PACIFIC GAS & ELECTRIC	09/06/2022	Regular	0.00	28.00	33775
PAC02	PACIFIC GAS & ELECTRIC	09/06/2022	Regular	0.00	9.24	33776
PAC02	PACIFIC GAS & ELECTRIC	09/06/2022	Regular	0.00	359.50	33777

Check Report

Date Range: 07/01/2022 - 04/30/2023

Vendor Number	Vendor Name	Payment Date	Payment Type	Discount Amount	Payment Amount	Number
PAC02	PACIFIC GAS & ELECTRIC	09/06/2022	Regular	0.00	30.79	33778
POW01	POWERNET GLOBAL COMM.	09/06/2022	Regular	0.00	183.73	33779
TYL02	TYLER TECHNOLOGIES, INC	09/06/2022	Regular	0.00	250.00	33780
USA03	USA BLUE BOOK	09/06/2022	Regular	0.00	254.02	33781
WEL02	WELLS FARGO BANK	09/06/2022	Regular	0.00	2,296.95	33782
WEX01	Wex Bank	09/06/2022	Regular	0.00	7,500.18	33783
AMS01	A-APPLIED MAILING SERVICE	09/06/2022	Regular	0.00	5,025.60	33785
SCH03	Nicholas Schneider	09/22/2022	Regular	0.00	1,470.55	33786
ACW05	ACWA/JPIA HEALTH	09/22/2022	Regular	0.00	38,010.57	33787
ADT01	ADT SECURITY SERVICES	09/22/2022	Regular	0.00	631.03	33788
AFL01	AMERICAN FAMILY LIFE INS	09/22/2022	Regular	0.00	1,361.64	33789
ARA01	ARAMARK	09/22/2022	Regular	0.00	321.41	33790
ATT02	AT&T	09/22/2022	Regular	0.00	137.92	33791
ATT04	AT&T	09/22/2022	Regular	0.00	84.55	33792
AUB04	AUBURN CHRYSLER DODGE JEE	09/22/2022	Regular	0.00	8,019.17	33793
BJP01	BJ PEST CONTROL	09/22/2022	Regular	0.00	300.00	33794
BLU01	ANTHEM BLUE CROSS	09/22/2022	Regular	0.00	1,437.32	33795
BLU06	BLUE SHIELD OF CALIFORNIA	09/22/2022	Regular	0.00	277.00	33796
CLS01	CLS LABS	09/22/2022	Regular	0.00	170.00	33797
DWR01	DEPT. OF WATER RESOURCES	09/22/2022	Regular	0.00	15,397.73	33798
ELD16	EL DORADO DISPOSAL SERVICE	09/22/2022	Regular	0.00	429.00	33799
EMP02	EMPLOYEE RELATIONS, INC	09/22/2022	Regular	0.00	41.15	33800
ENV01	ENVIRO TECH SERVICES COMPANY, INC.	09/22/2022	Regular	0.00	54.38	33801
FER02	FERGUSON ENTERPRISES INC	09/22/2022	Regular	0.00	86,843.63	33802
GEO02	GEORGETOWN GAZETTE	09/22/2022	Regular	0.00	233.33	33803
GOL03	GOLD COUNTRY MEDIA	09/22/2022	Regular	0.00	643.50	33804
HOM01	HOME DEPOT CREDIT SERVICE	09/22/2022	Regular	0.00	276.69	33805
HUN01	HUNT & SONS, INC.	09/22/2022	Regular	0.00	1,726.86	33806
ICM02	ICMA-R.T.-457 (ee)	09/22/2022	Regular	0.00	2,229.16	33807
INF01	Infinity Technologies	09/22/2022	Regular	0.00	2,730.00	33808
IUO01	IUOE, LOCAL 39	09/22/2022	Regular	0.00	722.19	33809
IUO02	AFSCME	09/22/2022	Regular	0.00	517.67	33810
KAI01	Kaiser Permanente	09/22/2022	Regular	0.00	245.40	33811
KAS01	KASL CONSULTING ENGINEERS	09/22/2022	Regular	0.00	22,039.73	33812
LSL01	LANCE, SOLL & LUNGHARD, L	09/22/2022	Regular	0.00	6,555.00	33813
MJT01	MJT ENTERPRISES, INC.	09/22/2022	Regular	0.00	5,188.89	33814
MOU02	MOUNTAIN DEMOCRAT	09/22/2022	Regular	0.00	525.00	33815
NTU01	NTU TECHNOLOGIES, INC.	09/22/2022	Regular	0.00	616.15	33816
PAC02	PACIFIC GAS & ELECTRIC	09/22/2022	Regular	0.00	20,528.10	33817
PAC02	PACIFIC GAS & ELECTRIC	09/22/2022	Regular	0.00	20.67	33818
PAC06	PACE SUPPLY 23714-00	09/22/2022	Regular	0.00	8,455.07	33819
PRE01	PREMIER ACCESS INS CO	09/22/2022	Regular	0.00	2,953.69	33820
SIE10	SIERRA SAFETY	09/22/2022	Regular	0.00	12,012.00	33821
STR01	STREAMLINE	09/22/2022	Regular	0.00	300.00	33822
TIR01	TIREHUB, LLC	09/22/2022	Regular	0.00	866.58	33823
TYL02	TYLER TECHNOLOGIES, INC	09/22/2022	Regular	0.00	617.50	33824
VER01	VERIZON WIRELESS	09/22/2022	Regular	0.00	50.02	33825
VER02	Verizon Connect Fleet USA LLC	09/22/2022	Regular	0.00	265.30	33826
WES08	WESTERN HYDROLOGICS, LLP	09/22/2022	Regular	0.00	4,397.50	33827
WIL01	Wilkinson Portables Inc.	09/22/2022	Regular	0.00	314.65	33828
UNI06	UNITEDHEALTHCARE INSURANCE	09/22/2022	Regular	0.00	626.64	33829
ALL01	ALLEN KRAUSE	09/29/2022	Regular	0.00	853.25	33830
AND01	ANDERSON'S SIERRA PIPE CO	09/29/2022	Regular	0.00	150.01	33831
ARA01	ARAMARK	09/29/2022	Regular	0.00	159.20	33832
ATT02	AT&T	09/29/2022	Regular	0.00	2,862.27	33833
ATT03	AT&T LONG DISTANCE	09/29/2022	Regular	0.00	46.52	33834
AWW01	AMERICAN WATER WORKS ASSN	09/29/2022	Regular	0.00	106.00	33835
BEA01	BUTTE EQUIPMENT RENTALS	09/29/2022	Regular	0.00	780.00	33836
CLS01	CLS LABS	09/29/2022	Regular	0.00	4,777.00	33837
CWS01	CORBIN WILLITS SYS. INC.	09/29/2022	Regular	0.00	608.28	33838
DIV05	PLACERVILLE AUTO PARTS, I	09/29/2022	Regular	0.00	161.12	33839

Check Report

Date Range: 07/01/2022 - 04/30/2023

Vendor Number	Vendor Name	Payment Date	Payment Type	Discount Amount	Payment Amount	Number
EDC01	EL DORADO COUNTY TRANSPORTATION DEPARTM	09/29/2022	Regular	0.00	75.75	33840
FSLO1	Fidelity Security Life Insurance Company	09/29/2022	Regular	0.00	311.04	33841
GAR02	GARDEN VALLEY FEED & HDW.	09/29/2022	Regular	0.00	228.88	33842
GEN01	Genuine Parts Company	09/29/2022	Regular	0.00	607.56	33843
GEO01	GEORGETOWN ACE HARDWARE	09/29/2022	Regular	0.00	344.45	33844
GEO02	GEORGETOWN GAZETTE	09/29/2022	Regular	0.00	139.88	33845
GEO04	DIVIDE SUPPLY ACE HARDWARE	09/29/2022	Regular	0.00	577.30	33846
HOL03	HOLT OF CALIFORNIA	09/29/2022	Regular	0.00	7,360.73	33847
MJT01	MJT ENTERPRISES, INC.	09/29/2022	Regular	0.00	208.74	33848
NAT04	NATIONAL PRINT & PROMO	09/29/2022	Regular	0.00	3,535.28	33849
NBS01	NBS	09/29/2022	Regular	0.00	1,199.75	33850
PAC02	PACIFIC GAS & ELECTRIC	09/29/2022	Regular	0.00	214.63	33851
PAC02	PACIFIC GAS & ELECTRIC	09/29/2022	Regular	0.00	31.96	33852
PAC02	PACIFIC GAS & ELECTRIC	09/29/2022	Regular	0.00	123.68	33853
PAC02	PACIFIC GAS & ELECTRIC	09/29/2022	Regular	0.00	47.49	33854
PAC02	PACIFIC GAS & ELECTRIC	09/29/2022	Regular	0.00	214.71	33855
PAC02	PACIFIC GAS & ELECTRIC	09/29/2022	Regular	0.00	1,166.92	33856
PAC02	PACIFIC GAS & ELECTRIC	09/29/2022	Regular	0.00	69.34	33857
PAC02	PACIFIC GAS & ELECTRIC	09/29/2022	Regular	0.00	396.25	33858
PAC02	PACIFIC GAS & ELECTRIC	09/29/2022	Regular	0.00	9.26	33859
PAC02	PACIFIC GAS & ELECTRIC	09/29/2022	Regular	0.00	25.02	33860
PAC02	PACIFIC GAS & ELECTRIC	09/29/2022	Regular	0.00	26.28	33861
PAC06	PACE SUPPLY 23714-00	09/29/2022	Regular	0.00	27.28	33862
RIE01	RIEBES AUTO PARTS,LLC	09/29/2022	Regular	0.00	146.32	33863
ROB01	DON ROBINSON	09/29/2022	Regular	0.00	1,026.92	33864
SAW01	Sierra Saw Power Equipment Center	09/29/2022	Regular	0.00	336.00	33865
TEI01	A. TEICHERT & SON, INC	09/29/2022	Regular	0.00	1,421.23	33866
THA01	THATCHER COMPANY OF CALIF	09/29/2022	Regular	0.00	9,061.93	33867
TIRO1	TIREHUB, LLC	09/29/2022	Regular	0.00	197.70	33868
TYL02	TYLER TECHNOLOGIES, INC	09/29/2022	Regular	0.00	6,065.00	33869
USA03	USA BLUE BOOK	09/29/2022	Regular	0.00	99.86	33870
USB05	U.S. BANK CORPORATE PAYMENT SYSTEMS	09/29/2022	Regular	0.00	10,710.35	33871
USB06	U.S. BANK EQUIPMENT FINANCE	09/29/2022	Regular	0.00	965.81	33872
VER01	VERIZON WIRELESS	09/29/2022	Regular	0.00	1,513.53	33873
WEL02	WELLS FARGO BANK	09/29/2022	Regular	0.00	2,296.95	33874
WEX01	Wex Bank	09/29/2022	Regular	0.00	8,990.51	33875
WIL01	Wilkinson Portables Inc.	09/29/2022	Regular	0.00	400.00	33876
ACW02	ACWA	10/06/2022	Regular	0.00	50.00	33879
ACW05	ACWA/JPIA HEALTH	10/06/2022	Regular	0.00	41,895.56	33880
ADT01	ADT SECURITY SERVICES	10/06/2022	Regular	0.00	631.03	33881
ADV01	ADVENT TECHNOLOGIES	10/06/2022	Regular	0.00	187.50	33882
ARA01	ARAMARK	10/06/2022	Regular	0.00	159.20	33883
CAR01	Cartegraph Systems LLC	10/06/2022	Regular	0.00	8,403.75	33884
CAR08	CSI	10/06/2022	Regular	0.00	118.00	33885
CLS01	CLS LABS	10/06/2022	Regular	0.00	135.00	33886
DIV05	PLACERVILLE AUTO PARTS, I	10/06/2022	Regular	0.00	211.23	33887
ELD16	EL DORADO DISPOSAL SERVICE	10/06/2022	Regular	0.00	429.00	33888
EMP02	EMPLOYEE RELATIONS, INC	10/06/2022	Regular	0.00	56.00	33889
GAR02	GARDEN VALLEY FEED & HDW.	10/06/2022	Regular	0.00	355.64	33890
GEO04	DIVIDE SUPPLY ACE HARDWARE	10/06/2022	Regular	0.00	772.80	33891
HAR03	HARRIS INDUSTRIAL GASES	10/06/2022	Regular	0.00	16,891.08	33892
ICM02	ICMA-R.T.-457 (ee)	10/06/2022	Regular	0.00	816.50	33893
INF01	Infinity Technologies	10/06/2022	Regular	0.00	1,837.50	33894
IUO01	IUOE, LOCAL 39	10/06/2022	Regular	0.00	362.04	33895
IUO02	AFSCME	10/06/2022	Regular	0.00	296.82	33896
LEU01	Jeri Leu	10/06/2022	Regular	0.00	252.00	33897
LSL01	LANCE, SOLL & LUNGHARD, L	10/06/2022	Regular	0.00	8,005.00	33898
MAN01	William Manzer	10/06/2022	Regular	0.00	252.00	33899
MJT01	MJT ENTERPRISES, INC.	10/06/2022	Regular	0.00	2,972.48	33900
PAC02	PACIFIC GAS & ELECTRIC	10/06/2022	Regular	0.00	20,111.55	33901
PAC06	PACE SUPPLY 23714-00	10/06/2022	Regular	0.00	8,419.11	33902

Check Report

Date Range: 07/01/2022 - 04/30/2023

Vendor Number	Vendor Name	Payment Date	Payment Type	Discount Amount	Payment Amount	Number
POW01	POWERNET GLOBAL COMM.	10/06/2022	Regular	0.00	178.56	33903
PRI01	Richard Prince	10/06/2022	Regular	0.00	252.00	33904
PRO04	PAUL FUNK	10/06/2022	Regular	0.00	400.00	33905
SCH02	Don Schwagel	10/06/2022	Regular	0.00	306.00	33906
STR01	STREAMLINE	10/06/2022	Regular	0.00	300.00	33907
TEI01	A. TEICHERT & SON, INC	10/06/2022	Regular	0.00	351.69	33908
TIR01	TIREHUB, LLC	10/06/2022	Regular	0.00	926.64	33909
VER01	VERIZON WIRELESS	10/06/2022	Regular	0.00	1,120.77	33910
WES08	WESTERN HYDROLOGICS, LLP	10/06/2022	Regular	0.00	4,397.50	33911
WHI01	White Brenner LLP	10/06/2022	Regular	0.00	6,666.94	33912
WIL02	Marlin Wilson	10/06/2022	Regular	0.00	252.00	33913
ARA01	ARAMARK	10/13/2022	Regular	0.00	159.20	33914
CLS01	CLS LABS	10/13/2022	Regular	0.00	176.00	33915
DIV05	PLACERVILLE AUTO PARTS, I	10/13/2022	Regular	0.00	195.14	33916
FER02	FERGUSON ENTERPRISES INC	10/13/2022	Regular	0.00	100,045.00	33917
GEO14	GEORGETOWN DIVIDE ROTARY	10/13/2022	Regular	0.00	45.00	33918
MJT01	MJT ENTERPRISES, INC.	10/13/2022	Regular	0.00	4,034.76	33919
NAT04	NATIONAL PRINT & PROMO	10/13/2022	Regular	0.00	71.78	33920
PAC02	PACIFIC GAS & ELECTRIC	10/13/2022	Regular	0.00	22.04	33921
PAC02	PACIFIC GAS & ELECTRIC	10/13/2022	Regular	0.00	10,632.37	33922
TEI01	A. TEICHERT & SON, INC	10/13/2022	Regular	0.00	702.79	33923
UNI06	UNITEDHEALTHCARE INSURANCE	10/13/2022	Regular	0.00	648.74	33924
USB06	U.S. BANK EQUIPMENT FINANCE	10/13/2022	Regular	0.00	2,536.74	33925
USB06	U.S. BANK EQUIPMENT FINANCE	10/13/2022	Regular	0.00	-2,536.74	33925
WAL02	WALKER'S OFFICE SUPPLY	10/13/2022	Regular	0.00	25.90	33926
WIL01	Wilkinson Portables Inc.	10/13/2022	Regular	0.00	314.65	33927
ACW01	ACWA/JPIA	10/20/2022	Regular	0.00	9,232.88	33930
ACW02	ACWA	10/20/2022	Regular	0.00	16,860.00	33931
AFL01	AMERICAN FAMILY LIFE INS	10/20/2022	Regular	0.00	1,361.64	33932
ALL01	ALLEN KRAUSE	10/20/2022	Regular	0.00	960.88	33933
ARA01	ARAMARK	10/20/2022	Regular	0.00	162.21	33934
ATT02	AT&T	10/20/2022	Regular	0.00	137.92	33935
ATT04	AT&T	10/20/2022	Regular	0.00	84.55	33936
BLU01	ANTHEM BLUE CROSS	10/20/2022	Regular	0.00	1,437.32	33937
BLU06	BLUE SHIELD OF CALIFORNIA	10/20/2022	Regular	0.00	277.00	33938
BST01	BST Services Inc	10/20/2022	Regular	0.00	4,790.31	33939
CHA03	MICHAEL CHAIDEZ	10/20/2022	Regular	0.00	294.88	33940
CLS01	CLS LABS	10/20/2022	Regular	0.00	45.00	33941
FOL01	Folsom Lake Ford, Inc.	10/20/2022	Regular	0.00	6,489.22	33942
GEO02	GEORGETOWN GAZETTE	10/20/2022	Regular	0.00	250.00	33943
GRA01	GRAINGER, INC.	10/20/2022	Regular	0.00	417.43	33944
HOL03	HOLT OF CALIFORNIA	10/20/2022	Regular	0.00	4,699.93	33945
ICM02	ICMA-R.T.-457 (ee)	10/20/2022	Regular	0.00	816.50	33946
IUO01	IUOE, LOCAL 39	10/20/2022	Regular	0.00	362.04	33947
IUO02	AFSCME	10/20/2022	Regular	0.00	296.82	33948
KAI01	Kaiser Permanente	10/20/2022	Regular	0.00	122.70	33949
KAS01	KASL CONSULTING ENGINEERS	10/20/2022	Regular	0.00	25,713.38	33950
NAT04	NATIONAL PRINT & PROMO	10/20/2022	Regular	0.00	211.86	33951
PAC06	PACE SUPPLY 23714-00	10/20/2022	Regular	0.00	962.35	33952
PRE01	PREMIER ACCESS INS CO	10/20/2022	Regular	0.00	2,999.65	33953
REE01	Reed & Graham Inc	10/20/2022	Regular	0.00	3,309.88	33954
REE01	Reed & Graham Inc	10/20/2022	Regular	0.00	877.91	33955
SIG01	SIGNAL SERVICE INC	10/20/2022	Regular	0.00	300.00	33956
THA01	THATCHER COMPANY OF CALIF	10/20/2022	Regular	0.00	8,685.19	33957
USB05	U.S. BANK CORPORATE PAYMENT SYSTEMS	10/20/2022	Regular	0.00	6,590.10	33958
	Void	10/20/2022	Regular	0.00	0.00	33959
VER01	VERIZON WIRELESS	10/20/2022	Regular	0.00	50.02	33960
WAL02	WALKER'S OFFICE SUPPLY	10/20/2022	Regular	0.00	408.10	33961
WHI01	White Brenner LLP	10/20/2022	Regular	0.00	2,752.80	33962
ALL01	ALLEN KRAUSE	10/28/2022	Regular	0.00	572.13	33963
ARA01	ARAMARK	10/28/2022	Regular	0.00	159.20	33964

Check Report

Date Range: 07/01/2022 - 04/30/2023

Vendor Number	Vendor Name	Payment Date	Payment Type	Discount Amount	Payment Amount	Number
ATT02	AT&T	10/28/2022	Regular	0.00	2,855.07	33965
ATT03	AT&T LONG DISTANCE	10/28/2022	Regular	0.00	53.13	33966
BEA01	BUTTE EQUIPMENT RENTALS	10/28/2022	Regular	0.00	780.00	33967
BEN04	BENNETT ENGINEERING SERVI	10/28/2022	Regular	0.00	6,450.19	33968
BST01	BST Services Inc	10/28/2022	Regular	0.00	1,253.01	33969
CLS01	CLS LABS	10/28/2022	Regular	0.00	45.00	33970
CWS01	CORBIN WILLITS SYS. INC.	10/28/2022	Regular	0.00	608.28	33971
DIT01	DITCH WITCH EQUIPMENT COM	10/28/2022	Regular	0.00	911.11	33972
ELL02	ALEXIS ELLIOTT	10/28/2022	Regular	0.00	101.13	33973
FSL01	Fidelity Security Life Insurance Company	10/28/2022	Regular	0.00	359.76	33974
GEO01	GEORGETOWN ACE HARDWARE	10/28/2022	Regular	0.00	64.13	33975
MJT01	MJT ENTERPRISES, INC.	10/28/2022	Regular	0.00	1,978.48	33976
NEE01	BLAKE CHARLES NEEP	10/28/2022	Regular	0.00	645.35	33977
PAC02	PACIFIC GAS & ELECTRIC	10/28/2022	Regular	0.00	3.72	33978
PAC02	PACIFIC GAS & ELECTRIC	10/28/2022	Regular	0.00	667.43	33979
PAC02	PACIFIC GAS & ELECTRIC	10/28/2022	Regular	0.00	9.23	33980
PAC02	PACIFIC GAS & ELECTRIC	10/28/2022	Regular	0.00	38.49	33981
PAC06	PACE SUPPLY 23714-00	10/28/2022	Regular	0.00	1,561.13	33982
PRO04	PAUL FUNK	10/28/2022	Regular	0.00	400.00	33983
ROB01	DON ROBINSON	10/28/2022	Regular	0.00	1,120.76	33984
SIE10	SIERRA SAFETY	10/28/2022	Regular	0.00	808.59	33985
TEI01	A. TEICHERT & SON, INC	10/28/2022	Regular	0.00	356.90	33986
VER01	VERIZON WIRELESS	10/28/2022	Regular	0.00	1,406.41	33987
ACW01	ACWA/JPIA	11/03/2022	Regular	0.00	43,864.52	33989
ALL01	ALLEN KRAUSE	11/03/2022	Regular	0.00	135.24	33990
AMP01	AMPRA'S Staffing Services, Inc	11/03/2022	Regular	0.00	947.20	33991
AMS01	A-APPLIED MAILING SERVICE	11/03/2022	Regular	0.00	4,202.21	33992
ARA01	ARAMARK	11/03/2022	Regular	0.00	318.40	33993
CAR08	CSI	11/03/2022	Regular	0.00	59.00	33994
CLS01	CLS LABS	11/03/2022	Regular	0.00	45.00	33995
DAV01	Dave's Tree Work & Forest Management, Inc	11/03/2022	Regular	0.00	12,431.25	33996
DIV05	PLACERVILLE AUTO PARTS, I	11/03/2022	Regular	0.00	345.26	33997
ELD16	EL DORADO DISPOSAL SERVICE	11/03/2022	Regular	0.00	429.00	33998
ESC02	E Source Companies LLC	11/03/2022	Regular	0.00	2,500.00	33999
FER02	FERGUSON ENTERPRISES INC	11/03/2022	Regular	0.00	140,619.92	34000
HOM01	HOME DEPOT CREDIT SERVICE	11/03/2022	Regular	0.00	213.43	34001
ICM02	ICMA-R.T.-457 (ee)	11/03/2022	Regular	0.00	866.50	34002
IUO01	IUOE, LOCAL 39	11/03/2022	Regular	0.00	362.04	34003
IUO02	AFSCME	11/03/2022	Regular	0.00	296.82	34004
MAD01	KYLE MADISON	11/03/2022	Regular	0.00	171.40	34005
MJT01	MJT ENTERPRISES, INC.	11/03/2022	Regular	0.00	3,803.80	34006
NAT04	NATIONAL PRINT & PROMO	11/03/2022	Regular	0.00	413.01	34007
PAC02	PACIFIC GAS & ELECTRIC	11/03/2022	Regular	0.00	17.49	34008
PAC02	PACIFIC GAS & ELECTRIC	11/03/2022	Regular	0.00	97.10	34009
PAC02	PACIFIC GAS & ELECTRIC	11/03/2022	Regular	0.00	286.81	34010
PAC02	PACIFIC GAS & ELECTRIC	11/03/2022	Regular	0.00	12,623.21	34011
PAC06	PACE SUPPLY 23714-00	11/03/2022	Regular	0.00	2,368.08	34012
POW01	POWERNET GLOBAL COMM.	11/03/2022	Regular	0.00	193.70	34013
SIE02	Sierra Asphalt, Inc	11/03/2022	Regular	0.00	59,093.10	34014
STR01	STREAMLINE	11/03/2022	Regular	0.00	300.00	34015
USB06	U.S. BANK EQUIPMENT FINANCE	11/03/2022	Regular	0.00	560.07	34016
WAL02	WALKER'S OFFICE SUPPLY	11/03/2022	Regular	0.00	22.13	34017
WEL02	WELLS FARGO BANK	11/03/2022	Regular	0.00	2,296.95	34018
WEX01	Wex Bank	11/03/2022	Regular	0.00	8,451.11	34019
ADT01	ADT SECURITY SERVICES	11/09/2022	Regular	0.00	917.24	34029
ALL01	ALLEN KRAUSE	11/09/2022	Regular	0.00	53.57	34030
AMP01	AMPRA'S Staffing Services, Inc	11/09/2022	Regular	0.00	1,184.00	34031
CHE01	CHEMTRAC	11/09/2022	Regular	0.00	100.00	34032
CLS01	CLS LABS	11/09/2022	Regular	0.00	131.00	34033
DIV05	PLACERVILLE AUTO PARTS, I	11/09/2022	Regular	0.00	276.55	34034
FER02	FERGUSON ENTERPRISES INC	11/09/2022	Regular	0.00	4,675.63	34035

Check Report

Date Range: 07/01/2022 - 04/30/2023

Vendor Number	Vendor Name	Payment Date	Payment Type	Discount Amount	Payment Amount	Number
FOL01	Folsom Lake Ford, Inc.	11/09/2022	Regular	0.00	557.24	34036
GAR02	GARDEN VALLEY FEED & HDW.	11/09/2022	Regular	0.00	70.73	34037
GEO02	GEORGETOWN GAZETTE	11/09/2022	Regular	0.00	135.10	34038
GEO04	DIVIDE SUPPLY ACE HARDWARE	11/09/2022	Regular	0.00	705.68	34039
GRA01	GRAINGER, INC.	11/09/2022	Regular	0.00	370.87	34040
HAR03	HARRIS INDUSTRIAL GASES	11/09/2022	Regular	0.00	1,982.28	34041
INF01	Infinity Technologies	11/09/2022	Regular	0.00	2,362.50	34042
LSL01	LANCE, SOLL & LUNGHARD, L	11/09/2022	Regular	0.00	5,680.00	34043
MJT01	MJT ENTERPRISES, INC.	11/09/2022	Regular	0.00	2,018.24	34044
NTU01	NTU TECHNOLOGIES, INC.	11/09/2022	Regular	0.00	8,699.82	34045
PAC02	PACIFIC GAS & ELECTRIC	11/09/2022	Regular	0.00	19.98	34046
PAC02	PACIFIC GAS & ELECTRIC	11/09/2022	Regular	0.00	4,160.90	34047
PAC06	PACE SUPPLY 23714-00	11/09/2022	Regular	0.00	42,802.41	34048
RAL02	RALPH ANDERSON & ASSOCIAT	11/09/2022	Regular	0.00	1,026.48	34049
REE01	Reed & Graham Inc	11/09/2022	Regular	0.00	2,350.11	34050
SAF01	Safety-Kleen Systems Inc.	11/09/2022	Regular	0.00	149.61	34051
UNI06	UNITEDHEALTHCARE INSURANCE	11/09/2022	Regular	0.00	648.74	34052
VIL01	Troy Anthony Villalovos	11/09/2022	Regular	0.00	258.00	34053
WES08	WESTERN HYDROLOGICS, LLP	11/09/2022	Regular	0.00	3,471.25	34054
ACW01	ACWA/JPIA	11/18/2022	Regular	0.00	74,245.00	34055
AFL01	AMERICAN FAMILY LIFE INS	11/18/2022	Regular	0.00	1,361.64	34056
AMP01	AMPRA'S Staffing Services, Inc	11/18/2022	Regular	0.00	947.20	34057
ARA01	ARAMARK	11/18/2022	Regular	0.00	318.40	34058
ATT02	AT&T	11/18/2022	Regular	0.00	137.92	34059
ATT04	AT&T	11/18/2022	Regular	0.00	84.55	34060
BJP01	BJ PEST CONTROL	11/18/2022	Regular	0.00	300.00	34061
GLE02	GLENN LUGLIANI DBA:	11/18/2022	Regular	0.00	285.68	34062
HAR03	HARRIS INDUSTRIAL GASES	11/18/2022	Regular	0.00	153.91	34063
HRD01	H.R. DIRECT	11/18/2022	Regular	0.00	165.72	34064
ICM02	ICMA-R.T.-457 (ee)	11/18/2022	Regular	0.00	866.50	34065
IUO01	IUOE, LOCAL 39	11/18/2022	Regular	0.00	362.04	34066
IUO02	AFSCME	11/18/2022	Regular	0.00	296.82	34067
KAI01	Kaiser Permanente	11/18/2022	Regular	0.00	122.70	34068
KAS01	KASL CONSULTING ENGINEERS	11/18/2022	Regular	0.00	10,879.45	34069
MJT01	MJT ENTERPRISES, INC.	11/18/2022	Regular	0.00	1,778.84	34070
NAT04	NATIONAL PRINT & PROMO	11/18/2022	Regular	0.00	183.36	34071
PAP03	PAPE MACHINERY, INC	11/18/2022	Regular	0.00	5,679.43	34072
PLA11	GROVE TOYS INC	11/18/2022	Regular	0.00	7.61	34073
RIE01	RIEBES AUTO PARTS,LLC	11/18/2022	Regular	0.00	112.46	34074
USB05	U.S. BANK CORPORATE PAYMENT SYSTEMS	11/18/2022	Regular	0.00	5,451.51	34075
	Void	11/18/2022	Regular	0.00	0.00	34076
USB06	U.S. BANK EQUIPMENT FINANCE	11/18/2022	Regular	0.00	810.18	34077
VER01	VERIZON WIRELESS	11/18/2022	Regular	0.00	50.02	34078
VER02	Verizon Connect Fleet USA LLC	11/18/2022	Regular	0.00	530.60	34079
WAL02	WALKER'S OFFICE SUPPLY	11/18/2022	Regular	0.00	414.75	34080
WHI01	White Brenner LLP	11/18/2022	Regular	0.00	4,454.20	34081
WIE01	WIENHOFF & ASSOCIATES INC	11/18/2022	Regular	0.00	510.00	34082
ALL01	ALLEN KRAUSE	11/23/2022	Regular	0.00	210.15	34085
AMP01	AMPRA'S Staffing Services, Inc	11/23/2022	Regular	0.00	1,184.00	34086
BJP01	BJ PEST CONTROL	11/23/2022	Regular	0.00	300.00	34087
BLU01	ANTHEM BLUE CROSS	11/23/2022	Regular	0.00	1,437.32	34088
BLU06	BLUE SHIELD OF CALIFORNIA	11/23/2022	Regular	0.00	277.00	34089
FER01	FERRELLGAS	11/23/2022	Regular	0.00	171.09	34090
GEO01	GEORGETOWN ACE HARDWARE	11/23/2022	Regular	0.00	188.18	34091
NAT04	NATIONAL PRINT & PROMO	11/23/2022	Regular	0.00	3,686.47	34092
PAP03	PAPE MACHINERY, INC	11/23/2022	Regular	0.00	5,773.00	34093
PRO04	PAUL FUNK	11/23/2022	Regular	0.00	400.00	34094
SCO01	Scotty's Transmissions	11/23/2022	Regular	0.00	1,484.99	34095
SUN01	Sunbelt Rentals, Inc.	11/23/2022	Regular	0.00	456.48	34096
ALL01	ALLEN KRAUSE	12/02/2022	Regular	0.00	623.03	34098
AMP01	AMPRA'S Staffing Services, Inc	12/02/2022	Regular	0.00	710.40	34099

Check Report

Date Range: 07/01/2022 - 04/30/2023

Vendor Number	Vendor Name	Payment Date	Payment Type	Discount Amount	Payment Amount	Number
ARA01	ARAMARK	12/02/2022	Regular	0.00	318.40	34100
ATT02	AT&T	12/02/2022	Regular	0.00	2,851.18	34101
ATT03	AT&T LONG DISTANCE	12/02/2022	Regular	0.00	49.26	34102
BUC01	Buckmaster Office Solutions	12/02/2022	Regular	0.00	20.00	34103
CAR08	CSI	12/02/2022	Regular	0.00	59.00	34104
CLS01	CLS LABS	12/02/2022	Regular	0.00	90.00	34105
CWS01	CORBIN WILLITS SYS. INC.	12/02/2022	Regular	0.00	608.28	34106
DIV05	PLACERVILLE AUTO PARTS, I	12/02/2022	Regular	0.00	14.99	34107
ENV01	ENVIRO TECH SERVICES COMPANY, INC.	12/02/2022	Regular	0.00	228.38	34108
FER01	FERRELLGAS	12/02/2022	Regular	0.00	1,851.15	34109
FER02	FERGUSON ENTERPRISES INC	12/02/2022	Regular	0.00	1,699.50	34110
FSLO1	Fidelity Security Life Insurance Company	12/02/2022	Regular	0.00	354.14	34111
HAR03	HARRIS INDUSTRIAL GASES	12/02/2022	Regular	0.00	306.80	34112
HOL03	HOLT OF CALIFORNIA	12/02/2022	Regular	0.00	1,155.80	34113
HOM01	HOME DEPOT CREDIT SERVICE	12/02/2022	Regular	0.00	106.67	34114
HRD01	H.R. DIRECT	12/02/2022	Regular	0.00	59.39	34115
ICM02	ICMA-R.T.-457 (ee)	12/02/2022	Regular	0.00	866.50	34116
IUO01	IUOE, LOCAL 39	12/02/2022	Regular	0.00	362.04	34117
IUO02	AFSCME	12/02/2022	Regular	0.00	296.82	34118
MJT01	MJT ENTERPRISES, INC.	12/02/2022	Regular	0.00	3,258.43	34119
PAC02	PACIFIC GAS & ELECTRIC	12/02/2022	Regular	0.00	156.98	34120
PAC02	PACIFIC GAS & ELECTRIC	12/02/2022	Regular	0.00	9.24	34121
PAC02	PACIFIC GAS & ELECTRIC	12/02/2022	Regular	0.00	20.55	34122
PAC02	PACIFIC GAS & ELECTRIC	12/02/2022	Regular	0.00	643.85	34123
PAC02	PACIFIC GAS & ELECTRIC	12/02/2022	Regular	0.00	81.30	34124
POW01	POWERNET GLOBAL COMM.	12/02/2022	Regular	0.00	156.84	34125
PRE01	PREMIER ACCESS INS CO	12/02/2022	Regular	0.00	3,060.87	34126
STR01	STREAMLINE	12/02/2022	Regular	0.00	300.00	34127
VER01	VERIZON WIRELESS	12/02/2022	Regular	0.00	1,258.59	34128
WEL02	WELLS FARGO BANK	12/02/2022	Regular	0.00	2,296.95	34129
WES09	NATHAN THOMAS	12/02/2022	Regular	0.00	5,120.00	34130
WEX01	Wex Bank	12/02/2022	Regular	0.00	6,476.02	34131
ADV01	ADVENT TECHNOLOGIES	12/08/2022	Regular	0.00	862.50	34136
ALL01	ALLEN KRAUSE	12/08/2022	Regular	0.00	137.24	34137
AMP01	AMPRA'S Staffing Services, Inc	12/08/2022	Regular	0.00	1,184.00	34138
AMS01	A-APPLIED MAILING SERVICE	12/08/2022	Regular	0.00	812.74	34139
AND01	ANDERSON'S SIERRA PIPE CO	12/08/2022	Regular	0.00	343.51	34140
BEN04	BENNETT ENGINEERING SERVI	12/08/2022	Regular	0.00	10,584.00	34141
BST01	BST Services Inc	12/08/2022	Regular	0.00	1,514.81	34142
CLS01	CLS LABS	12/08/2022	Regular	0.00	863.00	34143
DIV05	PLACERVILLE AUTO PARTS, I	12/08/2022	Regular	0.00	238.79	34144
GAR02	GARDEN VALLEY FEED & HDW.	12/08/2022	Regular	0.00	90.03	34145
GEO02	GEORGETOWN GAZETTE	12/08/2022	Regular	0.00	115.45	34146
GEO04	DIVIDE SUPPLY ACE HARDWARE	12/08/2022	Regular	0.00	317.06	34147
GOL03	GOLD COUNTRY MEDIA	12/08/2022	Regular	0.00	229.14	34148
HOL03	HOLT OF CALIFORNIA	12/08/2022	Regular	0.00	-2,931.69	34149
HOL03	HOLT OF CALIFORNIA	12/08/2022	Regular	0.00	2,931.69	34149
IFS01	Infosend, Inc.	12/08/2022	Regular	0.00	2,275.00	34150
INF01	Infinity Technologies	12/08/2022	Regular	0.00	2,047.50	34151
LSL01	LANCE, SOLL & LUNGHARD, L	12/08/2022	Regular	0.00	5,035.00	34152
MOU02	MOUNTAIN DEMOCRAT	12/08/2022	Regular	0.00	140.00	34153
PAC02	PACIFIC GAS & ELECTRIC	12/08/2022	Regular	0.00	10,198.09	34154
PAC02	PACIFIC GAS & ELECTRIC	12/08/2022	Regular	0.00	22.74	34155
SAF01	Safety-Kleen Systems Inc.	12/08/2022	Regular	0.00	83.00	34156
SAU02	MICHAEL SAUNDERS	12/08/2022	Regular	0.00	2,004.81	34157
SUN01	Sunbelt Rentals, Inc.	12/08/2022	Regular	0.00	837.96	34158
TYL01	ERIC TYLER	12/08/2022	Regular	0.00	1,585.00	34159
UNI06	UNITEDHEALTHCARE INSURANCE	12/08/2022	Regular	0.00	648.74	34160
VER02	Verizon Connect Fleet USA LLC	12/08/2022	Regular	0.00	265.30	34161
WAL02	WALKER'S OFFICE SUPPLY	12/08/2022	Regular	0.00	206.42	34162
WES08	WESTERN HYDROLOGICS, LLP	12/08/2022	Regular	0.00	3,163.75	34163

Check Report

Date Range: 07/01/2022 - 04/30/2023

Vendor Number	Vendor Name	Payment Date	Payment Type	Discount Amount	Payment Amount	Number
WIL01	Wilkinson Portables Inc.	12/08/2022	Regular	0.00	314.65	34164
ZAN01	Zanjero, Inc.	12/08/2022	Regular	0.00	4,970.00	34165
SCH03	Nicholas Schneider	12/14/2022	Regular	0.00	293.31	34166
ACW01	ACWA/JPIA	12/16/2022	Regular	0.00	43,042.16	34167
ADT01	ADT SECURITY SERVICES	12/16/2022	Regular	0.00	632.86	34168
AFL01	AMERICAN FAMILY LIFE INS	12/16/2022	Regular	0.00	1,361.64	34169
ALL01	ALLEN KRAUSE	12/16/2022	Regular	0.00	626.04	34170
AMP01	AMPRA'S Staffing Services, Inc	12/16/2022	Regular	0.00	1,184.00	34171
ATT04	AT&T	12/16/2022	Regular	0.00	84.55	34172
CSD00	CALIFORNIA SPECIAL DISTRI	12/16/2022	Regular	0.00	8,186.00	34173
DIT01	DITCH WITCH EQUIPMENT COM	12/16/2022	Regular	0.00	5,733.45	34174
DIV05	PLACERVILLE AUTO PARTS, I	12/16/2022	Regular	0.00	71.84	34175
FER01	FERRELLGAS	12/16/2022	Regular	0.00	822.03	34176
HOL03	HOLT OF CALIFORNIA	12/16/2022	Regular	0.00	3,281.28	34177
ICM02	ICMA-R.T.-457 (ee)	12/16/2022	Regular	0.00	866.50	34178
IUO01	IUOE, LOCAL 39	12/16/2022	Regular	0.00	362.04	34179
IUO02	AFSCME	12/16/2022	Regular	0.00	296.82	34180
KAI01	Kaiser Permanente	12/16/2022	Regular	0.00	110.70	34181
MAC02	Mitch MacDonald	12/16/2022	Regular	0.00	752.23	34182
PAC02	PACIFIC GAS & ELECTRIC	12/16/2022	Regular	0.00	4,031.29	34183
PAC06	PACE SUPPLY 23714-00	12/16/2022	Regular	0.00	6,048.76	34184
PAP03	PAPE MACHINERY, INC	12/16/2022	Regular	0.00	5,148.00	34185
SIE10	SIERRA SAFETY	12/16/2022	Regular	0.00	3,215.49	34186
SWR04	STATE WATER RESOURCES CON	12/16/2022	Regular	0.00	28,934.00	34187
TEI01	A. TEICHERT & SON, INC	12/16/2022	Regular	0.00	349.08	34188
USB06	U.S. BANK EQUIPMENT FINANCE	12/16/2022	Regular	0.00	704.55	34189
WIE01	WIENHOFF & ASSOCIATES INC	12/16/2022	Regular	0.00	10.00	34190
WIL01	Wilkinson Portables Inc.	12/16/2022	Regular	0.00	314.65	34191
ALL01	ALLEN KRAUSE	12/22/2022	Regular	0.00	46.42	34193
AMP01	AMPRA'S Staffing Services, Inc	12/22/2022	Regular	0.00	710.40	34194
ARA01	ARAMARK	12/22/2022	Regular	0.00	277.59	34195
ATT02	AT&T	12/22/2022	Regular	0.00	137.92	34196
BEA01	BUTTE EQUIPMENT RENTALS	12/22/2022	Regular	0.00	780.00	34197
BLU01	ANTHEM BLUE CROSS	12/22/2022	Regular	0.00	1,437.32	34198
BLU06	BLUE SHIELD OF CALIFORNIA	12/22/2022	Regular	0.00	277.00	34199
CLS01	CLS LABS	12/22/2022	Regular	0.00	4,498.00	34200
CWS01	CORBIN WILLITS SYS. INC.	12/22/2022	Regular	0.00	608.28	34201
DAV01	Dave's Tree Work & Forest Management, Inc	12/22/2022	Regular	0.00	3,984.38	34202
DIV05	PLACERVILLE AUTO PARTS, I	12/22/2022	Regular	0.00	64.18	34203
ELD16	EL DORADO DISPOSAL SERVICE	12/22/2022	Regular	0.00	429.00	34204
ENV01	ENVIRO TECH SERVICES COMPANY, INC.	12/22/2022	Regular	0.00	54.38	34205
FER01	FERRELLGAS	12/22/2022	Regular	0.00	2,120.29	34206
FER02	FERGUSON ENTERPRISES INC	12/22/2022	Regular	0.00	104,677.67	34207
GEO01	GEORGETOWN ACE HARDWARE	12/22/2022	Regular	0.00	252.16	34208
KAS01	KASL CONSULTING ENGINEERS	12/22/2022	Regular	0.00	11,038.00	34209
MUR04	MURCHIE'S SMOG & REPAIR	12/22/2022	Regular	0.00	61.75	34210
OCC01	OCCU-MED, LTD	12/22/2022	Regular	0.00	229.75	34211
PAC02	PACIFIC GAS & ELECTRIC	12/22/2022	Regular	0.00	166.54	34212
PAC02	PACIFIC GAS & ELECTRIC	12/22/2022	Regular	0.00	88.04	34213
PAC02	PACIFIC GAS & ELECTRIC	12/22/2022	Regular	0.00	415.38	34214
PAC02	PACIFIC GAS & ELECTRIC	12/22/2022	Regular	0.00	9.23	34215
PAP03	PAPE MACHINERY, INC	12/22/2022	Regular	0.00	2,650.65	34216
PRE01	PREMIER ACCESS INS CO	12/22/2022	Regular	0.00	3,206.60	34217
PRO04	PAUL FUNK	12/22/2022	Regular	0.00	400.00	34218
RWA01	Regional Water Authority	12/22/2022	Regular	0.00	2,109.00	34219
SPS01	SearchPros LLC	12/22/2022	Regular	0.00	6,732.00	34220
TEI01	A. TEICHERT & SON, INC	12/22/2022	Regular	0.00	1,063.46	34221
TYL02	TYLER TECHNOLOGIES, INC	12/22/2022	Regular	0.00	1,968.00	34222
USB05	U.S. BANK CORPORATE PAYMENT SYSTEMS	12/22/2022	Regular	0.00	6,761.96	34223
	Void	12/22/2022	Regular	0.00	0.00	34224
VER01	VERIZON WIRELESS	12/22/2022	Regular	0.00	50.02	34225

Check Report

Date Range: 07/01/2022 - 04/30/2023

Vendor Number	Vendor Name	Payment Date	Payment Type	Discount Amount	Payment Amount	Number
WAL02	WALKER'S OFFICE SUPPLY	12/22/2022	Regular	0.00	496.13	34226
WAL03	JACOB WALSH	12/22/2022	Regular	0.00	256.62	34227
WHI01	White Brenner LLP	12/22/2022	Regular	0.00	2,860.70	34228
ACW01	ACWA/JPIA	01/06/2023	Regular	0.00	10,243.65	34230
ALL01	ALLEN KRAUSE	01/06/2023	Regular	0.00	128.73	34231
AMP01	AMPRA'S Staffing Services, Inc	01/06/2023	Regular	0.00	1,657.60	34232
AND01	ANDERSON'S SIERRA PIPE CO	01/06/2023	Regular	0.00	171.60	34233
ARA01	ARAMARK	01/06/2023	Regular	0.00	88.76	34234
ATT02	AT&T	01/06/2023	Regular	0.00	3,077.22	34235
ATT03	AT&T LONG DISTANCE	01/06/2023	Regular	0.00	43.65	34236
CAR08	CSI	01/06/2023	Regular	0.00	59.00	34237
CEI01	CEIRANTE, MARTIN	01/06/2023	Regular	0.00	235.56	34238
CLS01	CLS LABS	01/06/2023	Regular	0.00	1,177.00	34239
DEL01	DEL PASO PIPE & STEELE	01/06/2023	Regular	0.00	15,714.38	34240
DIT01	DITCH WITCH EQUIPMENT COM	01/06/2023	Regular	0.00	6,656.20	34241
ELD16	EL DORADO DISPOSAL SERVICE	01/06/2023	Regular	0.00	429.00	34242
FSL01	Fidelity Security Life Insurance Company	01/06/2023	Regular	0.00	344.77	34243
GEO02	GEORGETOWN GAZETTE	01/06/2023	Regular	0.00	137.83	34244
HAR03	HARRIS INDUSTRIAL GASES	01/06/2023	Regular	0.00	53.00	34245
HRD01	H.R. DIRECT	01/06/2023	Regular	0.00	176.18	34246
ICM02	ICMA-R.T.-457 (ee)	01/06/2023	Regular	0.00	866.50	34247
IUO01	IUOE, LOCAL 39	01/06/2023	Regular	0.00	363.83	34248
IUO02	AFSCME	01/06/2023	Regular	0.00	296.82	34249
LSL01	LANCE, SOLL & LUNGHARD, L	01/06/2023	Regular	0.00	30,761.25	34250
NBS01	NBS	01/06/2023	Regular	0.00	1,205.31	34251
PAC02	PACIFIC GAS & ELECTRIC	01/06/2023	Regular	0.00	901.00	34252
PAC02	PACIFIC GAS & ELECTRIC	01/06/2023	Regular	0.00	85.35	34253
PAC02	PACIFIC GAS & ELECTRIC	01/06/2023	Regular	0.00	18.75	34254
PAC02	PACIFIC GAS & ELECTRIC	01/06/2023	Regular	0.00	171.91	34255
PAC02	PACIFIC GAS & ELECTRIC	01/06/2023	Regular	0.00	729.15	34256
PAC02	PACIFIC GAS & ELECTRIC	01/06/2023	Regular	0.00	2.57	34257
PAC02	PACIFIC GAS & ELECTRIC	01/06/2023	Regular	0.00	161.34	34258
PAC02	PACIFIC GAS & ELECTRIC	01/06/2023	Regular	0.00	75.34	34259
PAC06	PACE SUPPLY 23714-00	01/06/2023	Regular	0.00	4,075.71	34260
POW01	POWERNET GLOBAL COMM.	01/06/2023	Regular	0.00	139.70	34261
RIE01	RIEBES AUTO PARTS,LLC	01/06/2023	Regular	0.00	171.49	34262
ROB01	DON ROBINSON	01/06/2023	Regular	0.00	1,067.14	34263
SPS01	SearchPros LLC	01/06/2023	Regular	0.00	3,066.70	34264
STR01	STREAMLINE	01/06/2023	Regular	0.00	300.00	34265
SWR04	STATE WATER RESOURCES CON	01/06/2023	Regular	0.00	318,716.35	34266
TIR01	TIREHUB, LLC	01/06/2023	Regular	0.00	635.05	34267
VER01	VERIZON WIRELESS	01/06/2023	Regular	0.00	1,167.31	34268
VER02	Verizon Connect Fleet USA LLC	01/06/2023	Regular	0.00	265.30	34269
WAL02	WALKER'S OFFICE SUPPLY	01/06/2023	Regular	0.00	230.38	34270
WEL02	WELLS FARGO BANK	01/06/2023	Regular	0.00	2,296.95	34271
WEX01	Wex Bank	01/06/2023	Regular	0.00	5,695.83	34272
WIL01	Wilkinson Portables Inc.	01/06/2023	Regular	0.00	314.65	34273
	Void	01/13/2023	Regular	0.00	0.00	34274
	Void	01/13/2023	Regular	0.00	0.00	34275
	Void	01/13/2023	Regular	0.00	0.00	34276
ADT01	ADT SECURITY SERVICES	01/13/2023	Regular	0.00	636.22	34277
ARA01	ARAMARK	01/13/2023	Regular	0.00	94.26	34278
BAR07	BARBOUR, CHRIS	01/13/2023	Regular	0.00	180.00	34279
CLS01	CLS LABS	01/13/2023	Regular	0.00	223.00	34280
ELL02	ALEXIS ELLIOTT	01/13/2023	Regular	0.00	360.00	34281
FER01	FERRELLGAS	01/13/2023	Regular	0.00	1,099.79	34282
FER02	FERGUSON ENTERPRISES INC	01/13/2023	Regular	0.00	96,656.43	34283
GAR02	GARDEN VALLEY FEED & HDW.	01/13/2023	Regular	0.00	11.79	34284
GEO02	GEORGETOWN GAZETTE	01/13/2023	Regular	0.00	140.00	34285
GEO04	DIVIDE SUPPLY ACE HARDWARE	01/13/2023	Regular	0.00	721.67	34286
GRA01	GRAINGER, INC.	01/13/2023	Regular	0.00	374.82	34287

Check Report

Date Range: 07/01/2022 - 04/30/2023

Vendor Number	Vendor Name	Payment Date	Payment Type	Discount Amount	Payment Amount	Number
HUN01	HUNT & SONS, INC.	01/13/2023	Regular	0.00	1,867.21	34288
ICM02	ICMA-R.T.-457 (ee)	01/13/2023	Regular	0.00	866.50	34289
INF01	Infinity Technologies	01/13/2023	Regular	0.00	2,887.50	34290
IUO01	IUOE, LOCAL 39	01/13/2023	Regular	0.00	363.83	34291
IUO02	AFSCME	01/13/2023	Regular	0.00	296.82	34292
KLA02	CHRISTIAN KLAHN	01/13/2023	Regular	0.00	180.00	34293
MOU02	MOUNTAIN DEMOCRAT	01/13/2023	Regular	0.00	350.00	34294
NAT04	NATIONAL PRINT & PROMO	01/13/2023	Regular	0.00	72.03	34295
PAC02	PACIFIC GAS & ELECTRIC	01/13/2023	Regular	0.00	7,573.17	34296
PAC02	PACIFIC GAS & ELECTRIC	01/13/2023	Regular	0.00	3,642.72	34297
PAC02	PACIFIC GAS & ELECTRIC	01/13/2023	Regular	0.00	19.98	34298
PAC06	PACE SUPPLY 23714-00	01/13/2023	Regular	0.00	3,905.62	34299
PAP03	PAPE MACHINERY, INC	01/13/2023	Regular	0.00	9,027.00	34300
PIC02	PICOVALE SERVICES, INC.	01/13/2023	Regular	0.00	14,981.90	34301
SAF01	Safety-Kleen Systems Inc.	01/13/2023	Regular	0.00	1,785.48	34302
SIE10	SIERRA SAFETY	01/13/2023	Regular	0.00	268.61	34303
SMI01	JASON D. SMITH	01/13/2023	Regular	0.00	257.35	34304
SPS01	SearchPros LLC	01/13/2023	Regular	0.00	1,800.92	34305
TEI01	A. TEICHERT & SON, INC	01/13/2023	Regular	0.00	187.17	34306
THA01	THATCHER COMPANY OF CALIF	01/13/2023	Regular	0.00	8,954.69	34307
UNI06	UNITEDHEALTHCARE INSURANCE	01/13/2023	Regular	0.00	648.74	34308
USB06	U.S. BANK EQUIPMENT FINANCE	01/13/2023	Regular	0.00	737.31	34309
WES08	WESTERN HYDROLOGICS, LLP	01/13/2023	Regular	0.00	5,402.50	34310
ZAN01	Zanjero, Inc.	01/13/2023	Regular	0.00	10,022.50	34311
ACW05	ACWA/JPIA HEALTH	01/20/2023	Regular	0.00	41,229.46	34313
AFL01	AMERICAN FAMILY LIFE INS	01/20/2023	Regular	0.00	1,428.68	34314
ALL01	ALLEN KRAUSE	01/20/2023	Regular	0.00	1,354.26	34315
ARA01	ARAMARK	01/20/2023	Regular	0.00	188.52	34316
ATT02	AT&T	01/20/2023	Regular	0.00	138.22	34317
ATT04	AT&T	01/20/2023	Regular	0.00	84.55	34318
BOE02	CA. DEPT. OF TAX & FEE AD	01/20/2023	Regular	0.00	14,645.96	34319
CLS01	CLS LABS	01/20/2023	Regular	0.00	1,217.00	34320
COS01	COSTCO	01/20/2023	Regular	0.00	120.00	34321
ESR01	ENVIRONMENTAL SYSTEMS RESE	01/20/2023	Regular	0.00	1,800.00	34322
FER01	FERRELLGAS	01/20/2023	Regular	0.00	2,492.32	34323
GOL03	GOLD COUNTRY MEDIA	01/20/2023	Regular	0.00	458.28	34324
GRA05	GRANICUS, LLC	01/20/2023	Regular	0.00	8,658.60	34325
KAI01	Kaiser Permanente	01/20/2023	Regular	0.00	109.50	34326
KAS01	KASL CONSULTING ENGINEERS	01/20/2023	Regular	0.00	3,729.65	34327
PAC06	PACE SUPPLY 23714-00	01/20/2023	Regular	0.00	3,206.93	34328
PRO04	PAUL FUNK	01/20/2023	Regular	0.00	400.00	34329
SIG01	SIGNAL SERVICE INC	01/20/2023	Regular	0.00	300.00	34330
SPS01	SearchPros LLC	01/20/2023	Regular	0.00	1,980.54	34331
USA03	USA BLUE BOOK	01/20/2023	Regular	0.00	755.55	34332
VER01	VERIZON WIRELESS	01/20/2023	Regular	0.00	50.02	34333
ALL01	ALLEN KRAUSE	01/27/2023	Regular	0.00	186.53	34335
ARA01	ARAMARK	01/27/2023	Regular	0.00	892.38	34336
ATT02	AT&T	01/27/2023	Regular	0.00	3,089.53	34337
ATT03	AT&T LONG DISTANCE	01/27/2023	Regular	0.00	93.91	34338
BEN04	BENNETT ENGINEERING SERVI	01/27/2023	Regular	0.00	5,118.00	34339
BLU01	ANTHEM BLUE CROSS	01/27/2023	Regular	0.00	1,437.32	34340
BLU06	BLUE SHIELD OF CALIFORNIA	01/27/2023	Regular	0.00	277.00	34341
CLS01	CLS LABS	01/27/2023	Regular	0.00	45.00	34342
CWS01	CORBIN WILLITS SYS. INC.	01/27/2023	Regular	0.00	608.28	34343
ECO01	ECORP CONSULTING, INC.	01/27/2023	Regular	0.00	787.50	34344
ELD11	EL DORADO COUNTY AIR QUALITY MGMT	01/27/2023	Regular	0.00	1,992.02	34345
FSL01	Fidelity Security Life Insurance Company	01/27/2023	Regular	0.00	344.77	34346
GEO01	GEORGETOWN ACE HARDWARE	01/27/2023	Regular	0.00	307.43	34347
ICM02	ICMA-R.T.-457 (ee)	01/27/2023	Regular	0.00	866.50	34348
IUO01	IUOE, LOCAL 39	01/27/2023	Regular	0.00	365.15	34349
IUO02	AFSCME	01/27/2023	Regular	0.00	296.82	34350

Check Report

Date Range: 07/01/2022 - 04/30/2023

Vendor Number	Vendor Name	Payment Date	Payment Type	Discount Amount	Payment Amount	Number
NAT04	NATIONAL PRINT & PROMO	01/27/2023	Regular	0.00	358.50	34351
NEE01	BLAKE CHARLES NEEP	01/27/2023	Regular	0.00	525.00	34352
PAC02	PACIFIC GAS & ELECTRIC	01/27/2023	Regular	0.00	37.17	34353
PAC02	PACIFIC GAS & ELECTRIC	01/27/2023	Regular	0.00	83.76	34354
PAC02	PACIFIC GAS & ELECTRIC	01/27/2023	Regular	0.00	9.23	34355
PAC02	PACIFIC GAS & ELECTRIC	01/27/2023	Regular	0.00	255.97	34356
PAC02	PACIFIC GAS & ELECTRIC	01/27/2023	Regular	0.00	23.60	34357
PAC02	PACIFIC GAS & ELECTRIC	01/27/2023	Regular	0.00	20.78	34358
PAC02	PACIFIC GAS & ELECTRIC	01/27/2023	Regular	0.00	990.42	34359
PAC06	PACE SUPPLY 23714-00	01/27/2023	Regular	0.00	2,525.74	34360
POW01	POWERNET GLOBAL COMM.	01/27/2023	Regular	0.00	133.00	34361
PRE01	PREMIER ACCESS INS CO	01/27/2023	Regular	0.00	3,206.60	34362
RIE01	RIEBES AUTO PARTS,LLC	01/27/2023	Regular	0.00	165.00	34363
RUL01	RULE, BRIAN	01/27/2023	Regular	0.00	300.00	34364
SIG01	SIGNAL SERVICE INC	01/27/2023	Regular	0.00	231.25	34365
SPS01	SearchPros LLC	01/27/2023	Regular	0.00	1,513.54	34366
SWR04	STATE WATER RESOURCES CON	01/27/2023	Regular	0.00	2,297.00	34367
USB05	U.S. BANK CORPORATE PAYMENT SYSTEMS	01/27/2023	Regular	0.00	4,800.01	34368
	Void	01/27/2023	Regular	0.00	0.00	34369
VER01	VERIZON WIRELESS	01/27/2023	Regular	0.00	1,174.66	34370
WEX01	Wex Bank	01/27/2023	Regular	0.00	5,510.87	34371
WHI01	White Brenner LLP	01/27/2023	Regular	0.00	2,749.10	34372
ZAN01	Zanjero, Inc.	01/27/2023	Regular	0.00	3,335.54	34373
ACW05	ACWA/JPIA HEALTH	02/03/2023	Regular	0.00	42,113.81	34374
ADT01	ADT SECURITY SERVICES	02/03/2023	Regular	0.00	237.70	34375
ALL01	ALLEN KRAUSE	02/03/2023	Regular	0.00	757.47	34376
ARA01	ARAMARK	02/03/2023	Regular	0.00	94.26	34377
BEC01	STEPHANIE BECK	02/03/2023	Regular	0.00	41.56	34378
BEN04	BENNETT ENGINEERING SERVI	02/03/2023	Regular	0.00	18,814.26	34379
CAN02	BRIAN CANN	02/03/2023	Regular	0.00	300.00	34380
CAR08	CSI	02/03/2023	Regular	0.00	59.00	34381
CLS01	CLS LABS	02/03/2023	Regular	0.00	45.00	34382
FOL01	Folsom Lake Ford, Inc.	02/03/2023	Regular	0.00	922.10	34383
GEO02	GEORGETOWN GAZETTE	02/03/2023	Regular	0.00	661.00	34384
NTU01	NTU TECHNOLOGIES, INC.	02/03/2023	Regular	0.00	607.91	34385
PAC02	PACIFIC GAS & ELECTRIC	02/03/2023	Regular	0.00	84.62	34386
PAC02	PACIFIC GAS & ELECTRIC	02/03/2023	Regular	0.00	172.00	34387
PAC02	PACIFIC GAS & ELECTRIC	02/03/2023	Regular	0.00	1,899.45	34388
SPS01	SearchPros LLC	02/03/2023	Regular	0.00	2,013.72	34389
STR01	STREAMLINE	02/03/2023	Regular	0.00	300.00	34390
WAL02	WALKER'S OFFICE SUPPLY	02/03/2023	Regular	0.00	130.97	34391
WEL02	WELLS FARGO BANK	02/03/2023	Regular	0.00	2,296.95	34392
WIL01	Wilkinson Portables Inc.	02/03/2023	Regular	0.00	314.65	34393
ADT01	ADT SECURITY SERVICES	02/10/2023	Regular	0.00	409.66	34395
AFL01	AMERICAN FAMILY LIFE INS	02/10/2023	Regular	0.00	1,334.00	34396
ALL01	ALLEN KRAUSE	02/10/2023	Regular	0.00	23.57	34397
ARA01	ARAMARK	02/10/2023	Regular	0.00	94.26	34398
CLS01	CLS LABS	02/10/2023	Regular	0.00	30.00	34399
EDC04	EDC ENVIRONMENTAL MGMT	02/10/2023	Regular	0.00	682.00	34400
ELD16	EL DORADO DISPOSAL SERVICE	02/10/2023	Regular	0.00	429.00	34401
FER01	FERRELLGAS	02/10/2023	Regular	0.00	3,080.56	34402
GAR02	GARDEN VALLEY FEED & HDW.	02/10/2023	Regular	0.00	129.43	34403
GEO04	DIVIDE SUPPLY ACE HARDWARE	02/10/2023	Regular	0.00	778.19	34404
GOL03	GOLD COUNTRY MEDIA	02/10/2023	Regular	0.00	3.44	34405
GRA01	GRAINGER, INC.	02/10/2023	Regular	0.00	102.38	34406
HAR03	HARRIS INDUSTRIAL GASES	02/10/2023	Regular	0.00	200.00	34407
HAR08	KEITH HARSTON, DC	02/10/2023	Regular	0.00	100.00	34408
HOM01	HOME DEPOT CREDIT SERVICE	02/10/2023	Regular	0.00	3,633.63	34409
ICM03	ICMA	02/10/2023	Regular	0.00	866.50	34410
INF01	Infinity Technologies	02/10/2023	Regular	0.00	1,522.50	34411
IUO01	IUOE, LOCAL 39	02/10/2023	Regular	0.00	365.15	34412

Check Report

Date Range: 07/01/2022 - 04/30/2023

Vendor Number	Vendor Name	Payment Date	Payment Type	Discount Amount	Payment Amount	Number
IUO02	AFSCME	02/10/2023	Regular	0.00	296.82	34413
LSL01	LANCE, SOLL & LUNGWARD, L	02/10/2023	Regular	0.00	23,360.00	34414
PAC02	PACIFIC GAS & ELECTRIC	02/10/2023	Regular	0.00	7,780.40	34415
PAC02	PACIFIC GAS & ELECTRIC	02/10/2023	Regular	0.00	20.66	34416
PAC06	PACE SUPPLY 23714-00	02/10/2023	Regular	0.00	7,580.24	34417
SPS01	SearchPros LLC	02/10/2023	Regular	0.00	1,925.28	34418
UNI06	UNITEDHEALTHCARE INSURANCE	02/10/2023	Regular	0.00	648.74	34419
WAL02	WALKER'S OFFICE SUPPLY	02/10/2023	Regular	0.00	427.49	34420
WES08	WESTERN HYDROLOGICS, LLP	02/10/2023	Regular	0.00	10,327.90	34421
ALL01	ALLEN KRAUSE	02/16/2023	Regular	0.00	339.47	34422
ARA01	ARAMARK	02/16/2023	Regular	0.00	94.26	34423
ATT02	AT&T	02/16/2023	Regular	0.00	138.22	34424
ATT04	AT&T	02/16/2023	Regular	0.00	94.54	34425
BEC01	STEPHANIE BECK	02/16/2023	Regular	0.00	80.06	34426
CAL17	Cal Fire	02/16/2023	Regular	0.00	907.76	34427
CLS01	CLS LABS	02/16/2023	Regular	0.00	212.00	34428
DIV05	PLACERVILLE AUTO PARTS, I	02/16/2023	Regular	0.00	11.79	34429
EMC01	MESA ENERGY SYSTEMS, INC	02/16/2023	Regular	0.00	1,728.00	34430
KAS01	KASL CONSULTING ENGINEERS	02/16/2023	Regular	0.00	15,865.50	34431
PAC02	PACIFIC GAS & ELECTRIC	02/16/2023	Regular	0.00	3,912.08	34432
PAC06	PACE SUPPLY 23714-00	02/16/2023	Regular	0.00	19,139.67	34433
PAP03	PAPE MACHINERY, INC	02/16/2023	Regular	0.00	5,148.00	34434
RMR01	W. Rosenau Motor Rewinding Inc	02/16/2023	Regular	0.00	5,131.25	34435
SIE10	SIERRA SAFETY	02/16/2023	Regular	0.00	216.37	34436
SPS01	SearchPros LLC	02/16/2023	Regular	0.00	2,470.96	34437
TEI01	A. TEICHERT & SON, INC	02/16/2023	Regular	0.00	1,067.80	34438
TIR01	TIREHUB, LLC	02/16/2023	Regular	0.00	633.05	34439
USB05	U.S. BANK CORPORATE PAYMENT SYSTEMS	02/16/2023	Regular	0.00	9,609.05	34440
	Void	02/16/2023	Regular	0.00	0.00	34441
USB06	U.S. BANK EQUIPMENT FINANCE	02/16/2023	Regular	0.00	518.50	34442
VER01	VERIZON WIRELESS	02/16/2023	Regular	0.00	50.02	34443
ZAN01	Zanjero, Inc.	02/16/2023	Regular	0.00	13,187.50	34444
ALL01	ALLEN KRAUSE	02/24/2023	Regular	0.00	58.97	34445
ARA01	ARAMARK	02/24/2023	Regular	0.00	94.26	34446
ATT02	AT&T	02/24/2023	Regular	0.00	1,836.40	34447
BEN04	BENNETT ENGINEERING SERVI	02/24/2023	Regular	0.00	19,904.50	34448
BLU01	ANTHEM BLUE CROSS	02/24/2023	Regular	0.00	1,445.16	34449
BLU06	BLUE SHIELD OF CALIFORNIA	02/24/2023	Regular	0.00	277.00	34450
CLS01	CLS LABS	02/24/2023	Regular	0.00	1,173.00	34451
CSD00	CALIFORNIA SPECIAL DISTRI	02/24/2023	Regular	0.00	100.00	34452
DWR01	DEPT. OF WATER RESOURCES	02/24/2023	Regular	0.00	15,397.73	34453
ECO01	ECORP CONSULTING, INC.	02/24/2023	Regular	0.00	562.50	34454
ELL02	ALEXIS ELLIOTT	02/24/2023	Regular	0.00	105.50	34455
GEO01	GEORGETOWN ACE HARDWARE	02/24/2023	Regular	0.00	-280.93	34456
GEO01	GEORGETOWN ACE HARDWARE	02/24/2023	Regular	0.00	280.93	34456
GRA01	GRAINGER, INC.	02/24/2023	Regular	0.00	343.57	34457
ICM03	ICMA	02/24/2023	Regular	0.00	891.50	34458
IFS01	Infosend, Inc.	02/24/2023	Regular	0.00	2,511.80	34459
IUO01	IUOE, LOCAL 39	02/24/2023	Regular	0.00	365.15	34460
IUO02	AFSCME	02/24/2023	Regular	0.00	303.63	34461
MCB01	Jeffrey McBride	02/24/2023	Regular	0.00	168.28	34462
PAC02	PACIFIC GAS & ELECTRIC	02/24/2023	Regular	0.00	9.17	34463
PIC02	PICOVALE SERVICES, INC.	02/24/2023	Regular	0.00	938.14	34464
POW01	POWERNET GLOBAL COMM.	02/24/2023	Regular	0.00	128.31	34465
PRE01	PREMIER ACCESS INS CO	02/24/2023	Regular	0.00	3,206.60	34466
PRO04	PAUL FUNK	02/24/2023	Regular	0.00	400.00	34467
SPS01	SearchPros LLC	02/24/2023	Regular	0.00	1,856.25	34468
USA03	USA BLUE BOOK	02/24/2023	Regular	0.00	1,026.79	34469
WHI01	White Brenner LLP	02/24/2023	Regular	0.00	2,383.58	34470
ALL01	ALLEN KRAUSE	03/03/2023	Regular	0.00	134.55	34472
ATT03	AT&T LONG DISTANCE	03/03/2023	Regular	0.00	6.56	34473

Check Report

Date Range: 07/01/2022 - 04/30/2023

Vendor Number	Vendor Name	Payment Date	Payment Type	Discount Amount	Payment Amount	Number
CAR08	CSI	03/03/2023	Regular	0.00	59.00	34474
CLS01	CLS LABS	03/03/2023	Regular	0.00	45.00	34475
CWS01	CORBIN WILLITS SYS. INC.	03/03/2023	Regular	0.00	608.28	34476
FER01	FERRELLGAS	03/03/2023	Regular	0.00	2,808.11	34477
GEO02	GEORGETOWN GAZETTE	03/03/2023	Regular	0.00	111.85	34478
KAI01	Kaiser Permanente	03/03/2023	Regular	0.00	110.10	34479
NAT04	NATIONAL PRINT & PROMO	03/03/2023	Regular	0.00	4,033.52	34480
PAC02	PACIFIC GAS & ELECTRIC	03/03/2023	Regular	0.00	23.82	34481
PAC02	PACIFIC GAS & ELECTRIC	03/03/2023	Regular	0.00	27.03	34482
PAC02	PACIFIC GAS & ELECTRIC	03/03/2023	Regular	0.00	38.70	34483
PAC02	PACIFIC GAS & ELECTRIC	03/03/2023	Regular	0.00	22.33	34484
PAC02	PACIFIC GAS & ELECTRIC	03/03/2023	Regular	0.00	181.16	34485
PAC02	PACIFIC GAS & ELECTRIC	03/03/2023	Regular	0.00	111.49	34486
PAC02	PACIFIC GAS & ELECTRIC	03/03/2023	Regular	0.00	72.63	34487
PAC02	PACIFIC GAS & ELECTRIC	03/03/2023	Regular	0.00	745.43	34488
PAC02	PACIFIC GAS & ELECTRIC	03/03/2023	Regular	0.00	867.61	34489
PAC06	PACE SUPPLY 23714-00	03/03/2023	Regular	0.00	1,375.16	34490
SPS01	SearchPros LLC	03/03/2023	Regular	0.00	1,798.79	34491
STR01	STREAMLINE	03/03/2023	Regular	0.00	300.00	34492
VER02	Verizon Connect Fleet USA LLC	03/03/2023	Regular	0.00	530.60	34493
WEL02	WELLS FARGO BANK	03/03/2023	Regular	0.00	2,296.95	34494
WEX01	Wex Bank	03/03/2023	Regular	0.00	5,718.71	34495
WIL01	Wilkinson Portables Inc.	03/03/2023	Regular	0.00	314.65	34496
ACW05	ACWA/JPIA HEALTH	03/10/2023	Regular	0.00	42,137.97	34498
AFL01	AMERICAN FAMILY LIFE INS	03/10/2023	Regular	0.00	1,334.00	34499
ARA01	ARAMARK	03/10/2023	Regular	0.00	94.26	34500
CLS01	CLS LABS	03/10/2023	Regular	0.00	45.00	34501
DIV05	PLACERVILLE AUTO PARTS, I	03/10/2023	Regular	0.00	46.08	34502
ELD16	EL DORADO DISPOSAL SERVICE	03/10/2023	Regular	0.00	429.00	34503
EMP02	EMPLOYEE RELATIONS, INC	03/10/2023	Regular	0.00	64.75	34504
FSL01	Fidelity Security Life Insurance Company	03/10/2023	Regular	0.00	344.77	34505
GAR02	GARDEN VALLEY FEED & HDW.	03/10/2023	Regular	0.00	141.13	34506
GEO02	GEORGETOWN GAZETTE	03/10/2023	Regular	0.00	164.70	34507
GEO04	DIVIDE SUPPLY ACE HARDWARE	03/10/2023	Regular	0.00	427.42	34508
ICM03	ICMA	03/10/2023	Regular	0.00	891.50	34509
IUO01	IUOE, LOCAL 39	03/10/2023	Regular	0.00	365.15	34510
IUO02	AFSCME	03/10/2023	Regular	0.00	303.63	34511
LSL01	LANCE, SOLL & LUNGHARD, L	03/10/2023	Regular	0.00	6,748.05	34512
PAC02	PACIFIC GAS & ELECTRIC	03/10/2023	Regular	0.00	7,432.45	34513
SPS01	SearchPros LLC	03/10/2023	Regular	0.00	1,697.12	34514
SSY01	Sloan Sakai Yeung & Wong LLP	03/10/2023	Regular	0.00	1,255.00	34515
UNI06	UNITEDHEALTHCARE INSURANCE	03/10/2023	Regular	0.00	648.74	34516
VER01	VERIZON WIRELESS	03/10/2023	Regular	0.00	1,165.21	34517
WES08	WESTERN HYDROLOGICS, LLP	03/10/2023	Regular	0.00	4,714.80	34518
WES09	NATHAN THOMAS	03/10/2023	Regular	0.00	2,560.00	34519
ZAN01	Zanjero, Inc.	03/10/2023	Regular	0.00	16,502.50	34520
ADV01	ADVENT TECHNOLOGIES	03/17/2023	Regular	0.00	180.00	34521
ALL01	ALLEN KRAUSE	03/17/2023	Regular	0.00	35.00	34522
ARA01	ARAMARK	03/17/2023	Regular	0.00	94.26	34523
ATT02	AT&T	03/17/2023	Regular	0.00	789.73	34524
ATT04	AT&T	03/17/2023	Regular	0.00	82.41	34525
BEA01	BUTTE EQUIPMENT RENTALS	03/17/2023	Regular	0.00	780.00	34526
BUC02	Jessica Buckle	03/17/2023	Regular	0.00	44.38	34527
CHM01	Citrus Heights Mower LLC	03/17/2023	Regular	0.00	7,111.48	34528
CLS01	CLS LABS	03/17/2023	Regular	0.00	170.00	34529
DIT01	DITCH WITCH EQUIPMENT COM	03/17/2023	Regular	0.00	712.59	34530
ELD01	EDC REGISTRAR OF VOTERS	03/17/2023	Regular	0.00	7,388.38	34531
FER02	FERGUSON ENTERPRISES INC	03/17/2023	Regular	0.00	1,625.00	34532
HAR03	HARRIS INDUSTRIAL GASES	03/17/2023	Regular	0.00	16.90	34533
INF01	Infinity Technologies	03/17/2023	Regular	0.00	315.00	34534
KAI01	Kaiser Permanente	03/17/2023	Regular	0.00	110.10	34535

Check Report

Date Range: 07/01/2022 - 04/30/2023

Vendor Number	Vendor Name	Payment Date	Payment Type	Discount Amount	Payment Amount	Number
KAS01	KASL CONSULTING ENGINEERS	03/17/2023	Regular	0.00	6,091.25	34536
MOU02	MOUNTAIN DEMOCRAT	03/17/2023	Regular	0.00	235.95	34537
NTU01	NTU TECHNOLOGIES, INC.	03/17/2023	Regular	0.00	8,583.56	34538
OPE01	OpenGov, Inc.	03/17/2023	Regular	0.00	666.67	34539
PAC02	PACIFIC GAS & ELECTRIC	03/17/2023	Regular	0.00	3,793.48	34540
PAC06	PACE SUPPLY 23714-00	03/17/2023	Regular	0.00	23,709.39	34541
PAC06	PACE SUPPLY 23714-00	03/17/2023	Regular	0.00	-23,709.39	34541
	Void	03/17/2023	Regular	0.00	0.00	34542
PAP03	PAPE MACHINERY, INC	03/17/2023	Regular	0.00	5,148.00	34543
PSO01	PSOMAS	03/17/2023	Regular	0.00	462.00	34544
RIE01	RIEBES AUTO PARTS,LLC	03/17/2023	Regular	0.00	1,434.92	34545
ROY01	KENNETH ROYAL	03/17/2023	Regular	0.00	805.00	34546
SIE10	SIERRA SAFETY	03/17/2023	Regular	0.00	589.88	34547
SPS01	SearchPros LLC	03/17/2023	Regular	0.00	1,471.12	34548
SSY01	Sloan Sakai Yeung & Wong LLP	03/17/2023	Regular	0.00	945.00	34549
TEI01	A. TEICHERT & SON, INC	03/17/2023	Regular	0.00	356.61	34550
USB05	U.S. BANK CORPORATE PAYMENT SYSTEMS	03/17/2023	Regular	0.00	2,956.29	34551
	Void	03/17/2023	Regular	0.00	0.00	34552
USB06	U.S. BANK EQUIPMENT FINANCE	03/17/2023	Regular	0.00	723.47	34553
VER01	VERIZON WIRELESS	03/17/2023	Regular	0.00	50.02	34554
WHI01	White Brenner LLP	03/17/2023	Regular	0.00	5,509.80	34555
WIE01	WIENHOFF & ASSOCIATES INC	03/17/2023	Regular	0.00	75.00	34556
ALL01	ALLEN KRAUSE	03/24/2023	Regular	0.00	559.22	34559
ATT02	AT&T	03/24/2023	Regular	0.00	138.22	34560
BLU01	ANTHEM BLUE CROSS	03/24/2023	Regular	0.00	1,445.16	34561
BLU06	BLUE SHIELD OF CALIFORNIA	03/24/2023	Regular	0.00	304.00	34562
CLS01	CLS LABS	03/24/2023	Regular	0.00	75.00	34563
CWS01	CORBIN WILLITS SYS. INC.	03/24/2023	Regular	0.00	608.28	34564
DIV05	PLACERVILLE AUTO PARTS, I	03/24/2023	Regular	0.00	80.30	34565
EDC01	EL DORADO COUNTY TRANSPORTATION DEPARTM	03/24/2023	Regular	0.00	156.58	34566
ELD01	EDC REGISTRAR OF VOTERS	03/24/2023	Regular	0.00	30.00	34567
ENV01	ENVIRO TECH SERVICES COMPANY, INC.	03/24/2023	Regular	0.00	115.28	34568
FER01	FERRELLGAS	03/24/2023	Regular	0.00	2,189.04	34569
GEO01	GEORGETOWN ACE HARDWARE	03/24/2023	Regular	0.00	322.72	34570
HOL03	HOLT OF CALIFORNIA	03/24/2023	Regular	0.00	7,242.71	34571
ICM03	ICMA	03/24/2023	Regular	0.00	895.08	34572
IFS01	Infosend, Inc.	03/24/2023	Regular	0.00	509.80	34573
IUO01	IUOE, LOCAL 39	03/24/2023	Regular	0.00	365.15	34574
IUO02	AFSCME	03/24/2023	Regular	0.00	339.68	34575
MCN01	MC NICHOLS CO.	03/24/2023	Regular	0.00	456.60	34576
NBS01	NBS	03/24/2023	Regular	0.00	1,199.75	34577
PAC06	PACE SUPPLY 23714-00	03/24/2023	Regular	0.00	24,251.10	34578
	Void	03/24/2023	Regular	0.00	0.00	34579
	Void	03/24/2023	Regular	0.00	0.00	34580
POW01	POWERNET GLOBAL COMM.	03/24/2023	Regular	0.00	173.90	34581
PRE01	PREMIER ACCESS INS CO	03/24/2023	Regular	0.00	3,206.60	34582
SPS01	SearchPros LLC	03/24/2023	Regular	0.00	556.64	34583
SUN01	Sunbelt Rentals, Inc.	03/24/2023	Regular	0.00	1,388.77	34584
ALL01	ALLEN KRAUSE	03/31/2023	Regular	0.00	505.62	34585
ARA01	ARAMARK	03/31/2023	Regular	0.00	188.52	34586
ATT02	AT&T	03/31/2023	Regular	0.00	2,296.11	34587
BEN04	BENNETT ENGINEERING SERVI	03/31/2023	Regular	0.00	3,745.25	34588
CLS01	CLS LABS	03/31/2023	Regular	0.00	4,292.00	34589
DMV	DEPARTMENT OF MOTOR VEHICLES	03/31/2023	Regular	0.00	54.00	34590
DWR01	DEPT. OF WATER RESOURCES	03/31/2023	Regular	0.00	71,262.00	34591
ENV01	ENVIRO TECH SERVICES COMPANY, INC.	03/31/2023	Regular	0.00	247.79	34592
FER02	FERGUSON ENTERPRISES INC	03/31/2023	Regular	0.00	244,074.48	34593
FSL01	Fidelity Security Life Insurance Company	03/31/2023	Regular	0.00	344.77	34594
GEO02	GEORGETOWN GAZETTE	03/31/2023	Regular	0.00	188.48	34595
PAC02	PACIFIC GAS & ELECTRIC	03/31/2023	Regular	0.00	9.31	34596
PAC02	PACIFIC GAS & ELECTRIC	03/31/2023	Regular	0.00	783.57	34597

Check Report

Date Range: 07/01/2022 - 04/30/2023

Vendor Number	Vendor Name	Payment Date	Payment Type	Discount Amount	Payment Amount	Number
PAC02	PACIFIC GAS & ELECTRIC	03/31/2023	Regular	0.00	26.95	34598
PAC02	PACIFIC GAS & ELECTRIC	03/31/2023	Regular	0.00	168.46	34599
PAC02	PACIFIC GAS & ELECTRIC	03/31/2023	Regular	0.00	1,518.12	34600
PAC02	PACIFIC GAS & ELECTRIC	03/31/2023	Regular	0.00	183.21	34601
PAC02	PACIFIC GAS & ELECTRIC	03/31/2023	Regular	0.00	81.72	34602
PAC06	PACE SUPPLY 23714-00	03/31/2023	Regular	0.00	375.38	34603
SAF01	Safety-Kleen Systems Inc.	03/31/2023	Regular	0.00	31.75	34604
SIE10	SIERRA SAFETY	03/31/2023	Regular	0.00	407.34	34605
SPS01	SearchPros LLC	03/31/2023	Regular	0.00	318.08	34606
TEI01	A. TEICHERT & SON, INC	03/31/2023	Regular	0.00	359.51	34607
VER01	VERIZON WIRELESS	03/31/2023	Regular	0.00	1,312.04	34608
WAL02	WALKER'S OFFICE SUPPLY	03/31/2023	Regular	0.00	102.68	34609
WAL02	WALKER'S OFFICE SUPPLY	03/31/2023	Regular	0.00	-102.68	34609
WEX01	Wex Bank	03/31/2023	Regular	0.00	7,977.23	34610
WIL01	Wilkinson Portables Inc.	03/31/2023	Regular	0.00	314.65	34611
ACW05	ACWA/JPIA HEALTH	04/07/2023	Regular	0.00	43,613.81	34613
ADT01	ADT SECURITY SERVICES	04/07/2023	Regular	0.00	885.06	34614
AFL01	AMERICAN FAMILY LIFE INS	04/07/2023	Regular	0.00	1,334.00	34615
ALL01	ALLEN KRAUSE	04/07/2023	Regular	0.00	152.00	34616
CAP04	CAPITAL RUBBER CO. LTD.	04/07/2023	Regular	0.00	1,184.04	34617
CAR08	CSI	04/07/2023	Regular	0.00	59.00	34618
CLS01	CLS LABS	04/07/2023	Regular	0.00	45.00	34619
DEL01	DEL PASO PIPE & STEELE	04/07/2023	Regular	0.00	913.04	34620
ELD16	EL DORADO DISPOSAL SERVICE	04/07/2023	Regular	0.00	429.00	34621
FER01	FERRELLGAS	04/07/2023	Regular	0.00	1,074.85	34622
FER02	FERGUSON ENTERPRISES INC	04/07/2023	Regular	0.00	6,179.65	34623
GRA01	GRAINGER, INC.	04/07/2023	Regular	0.00	43.11	34624
ICM03	ICMA	04/07/2023	Regular	0.00	895.08	34625
IUO01	IUOE, LOCAL 39	04/07/2023	Regular	0.00	365.78	34626
IUO02	AFSCME	04/07/2023	Regular	0.00	339.68	34627
LSL01	LANCE, SOLL & LUNGHARD, L	04/07/2023	Regular	0.00	3,265.50	34628
NEE02	Neep Equipment Repair Inc.	04/07/2023	Regular	0.00	1,238.56	34629
PAC02	PACIFIC GAS & ELECTRIC	04/07/2023	Regular	0.00	7,162.74	34630
PAC06	PACE SUPPLY 23714-00	04/07/2023	Regular	0.00	86.74	34631
PRO04	PAUL FUNK	04/07/2023	Regular	0.00	200.00	34632
SPS01	SearchPros LLC	04/07/2023	Regular	0.00	318.08	34633
STR01	STREAMLINE	04/07/2023	Regular	0.00	300.00	34634
TEI01	A. TEICHERT & SON, INC	04/07/2023	Regular	0.00	995.76	34635
VER02	Verizon Connect Fleet USA LLC	04/07/2023	Regular	0.00	265.30	34636
WAL02	WALKER'S OFFICE SUPPLY	04/07/2023	Regular	0.00	1,455.87	34637
WEL02	WELLS FARGO BANK	04/07/2023	Regular	0.00	2,088.14	34638
ZAN01	Zanjero, Inc.	04/07/2023	Regular	0.00	4,407.50	34639
ACW01	ACWA/JPIA	04/14/2023	Regular	0.00	10,519.21	34641
ADT01	ADT SECURITY SERVICES	04/14/2023	Regular	0.00	409.66	34642
ARA01	ARAMARK	04/14/2023	Regular	0.00	576.05	34643
ATT01	AT&T	04/14/2023	Regular	0.00	127.64	34644
BEA01	BUTTE EQUIPMENT RENTALS	04/14/2023	Regular	0.00	780.00	34645
BRO05	BROWN, ADAM	04/14/2023	Regular	0.00	1,585.00	34646
CAR09	CARNAHAN COMPUTER SERVICE	04/14/2023	Regular	0.00	4,742.50	34647
GAR02	GARDEN VALLEY FEED & HDW.	04/14/2023	Regular	0.00	138.46	34648
GLE02	GLENN LUGLIANI DBA:	04/14/2023	Regular	0.00	294.76	34649
LSL01	LANCE, SOLL & LUNGHARD, L	04/14/2023	Regular	0.00	10,981.25	34650
MCD01	McDaniel's Auto Repair, INC.	04/14/2023	Regular	0.00	170.69	34651
PAC02	PACIFIC GAS & ELECTRIC	04/14/2023	Regular	0.00	3.64	34652
PAP03	PAPE MACHINERY, INC	04/14/2023	Regular	0.00	5,148.00	34653
SPS01	SearchPros LLC	04/14/2023	Regular	0.00	318.08	34654
TEI01	A. TEICHERT & SON, INC	04/14/2023	Regular	0.00	373.08	34655
TYL02	TYLER TECHNOLOGIES, INC	04/14/2023	Regular	0.00	100.25	34656
UNI06	UNITEDHEALTHCARE INSURANCE	04/14/2023	Regular	0.00	648.74	34657
USB06	U.S. BANK EQUIPMENT FINANCE	04/14/2023	Regular	0.00	635.62	34658
VEC01	Vectis DC LLC	04/14/2023	Regular	0.00	8,000.00	34659

Check Report

Date Range: 07/01/2022 - 04/30/2023

Vendor Number	Vendor Name	Payment Date	Payment Type	Discount Amount	Payment Amount	Number
WEL02	WELLS FARGO BANK	04/14/2023	Regular	0.00	500.00	34660
WES08	WESTERN HYDROLOGICS, LLP	04/14/2023	Regular	0.00	5,207.90	34661
SCH03	Nicholas Schneider	04/14/2023	Regular	0.00	650.29	34662
ALL01	ALLEN KRAUSE	04/20/2023	Regular	0.00	18.22	34665
ATT04	AT&T	04/20/2023	Regular	0.00	69.55	34666
BEA01	BUTTE EQUIPMENT RENTALS	04/20/2023	Regular	0.00	880.00	34667
BJP01	BJ PEST CONTROL	04/20/2023	Regular	0.00	300.00	34668
BLU01	ANTHEM BLUE CROSS	04/20/2023	Regular	0.00	1,445.16	34669
BLU06	BLUE SHIELD OF CALIFORNIA	04/20/2023	Regular	0.00	304.00	34670
CAL17	Cal Fire	04/20/2023	Regular	0.00	2,496.34	34671
CLS01	CLS LABS	04/20/2023	Regular	0.00	45.00	34672
DEL01	DEL PASO PIPE & STEELE	04/20/2023	Regular	0.00	951.02	34673
DIV05	PLACERVILLE AUTO PARTS, I	04/20/2023	Regular	0.00	64.27	34674
GEO04	DIVIDE SUPPLY ACE HARDWARE	04/20/2023	Regular	0.00	1,048.76	34675
GRA01	GRAINGER, INC.	04/20/2023	Regular	0.00	18.10	34676
ICM03	ICMA	04/20/2023	Regular	0.00	1,268.44	34677
IFS01	Infosend, Inc.	04/20/2023	Regular	0.00	3,098.55	34678
IUO01	IUOE, LOCAL 39	04/20/2023	Regular	0.00	365.78	34679
IUO02	AFSCME	04/20/2023	Regular	0.00	344.72	34680
KAI01	Kaiser Permanente	04/20/2023	Regular	0.00	110.10	34681
PAC02	PACIFIC GAS & ELECTRIC	04/20/2023	Regular	0.00	3,431.57	34682
PAC06	PACE SUPPLY 23714-00	04/20/2023	Regular	0.00	7,067.19	34683
PRE01	PREMIER ACCESS INS CO	04/20/2023	Regular	0.00	3,173.96	34684
SIG01	SIGNAL SERVICE INC	04/20/2023	Regular	0.00	300.00	34685
SMI01	JASON D. SMITH	04/20/2023	Regular	0.00	205.00	34686
SPS01	SearchPros LLC	04/20/2023	Regular	0.00	318.08	34687
STO01	Robert Stovall	04/20/2023	Regular	0.00	365.00	34688
TEI01	A. TEICHERT & SON, INC	04/20/2023	Regular	0.00	4,918.67	34689
THA01	THATCHER COMPANY OF CALIF	04/20/2023	Regular	0.00	12,315.48	34690
USB05	U.S. BANK CORPORATE PAYMENT SYSTEMS	04/20/2023	Regular	0.00	5,727.96	34691
	Void	04/20/2023	Regular	0.00	0.00	34692
VER01	VERIZON WIRELESS	04/20/2023	Regular	0.00	50.02	34693
WHI01	White Brenner LLP	04/20/2023	Regular	0.00	4,401.90	34694
ADT01	ADT SECURITY SERVICES	04/28/2023	Regular	0.00	2,198.31	34695
ALL01	ALLEN KRAUSE	04/28/2023	Regular	0.00	640.01	34696
ARA01	ARAMARK	04/28/2023	Regular	0.00	94.26	34697
ATT02	AT&T	04/28/2023	Regular	0.00	1,705.36	34698
BEN04	BENNETT ENGINEERING SERVI	04/28/2023	Regular	0.00	8,581.76	34699
BJP01	BJ PEST CONTROL	04/28/2023	Regular	0.00	300.00	34700
CEI01	CEIRANTE, MARTIN	04/28/2023	Regular	0.00	53.00	34701
CLS01	CLS LABS	04/28/2023	Regular	0.00	197.00	34702
CWS01	CORBIN WILLITS SYS. INC.	04/28/2023	Regular	0.00	608.28	34703
DIV05	PLACERVILLE AUTO PARTS, I	04/28/2023	Regular	0.00	31.09	34704
FER01	FERRELLGAS	04/28/2023	Regular	0.00	1,434.34	34705
GEO01	GEORGETOWN ACE HARDWARE	04/28/2023	Regular	0.00	389.99	34706
GRA01	GRAINGER, INC.	04/28/2023	Regular	0.00	1,735.89	34707
GRI01	Griswold Industries	04/28/2023	Regular	0.00	106,714.82	34708
GUT01	Robert Gutierrez	04/28/2023	Regular	0.00	600.00	34709
KAS01	KASL CONSULTING ENGINEERS	04/28/2023	Regular	0.00	13,614.00	34710
LAN01	LANE ENTERPRISES HOLDINGS, INC	04/28/2023	Regular	0.00	1,039.20	34711
PAC02	PACIFIC GAS & ELECTRIC	04/28/2023	Regular	0.00	9.34	34712
PAC02	PACIFIC GAS & ELECTRIC	04/28/2023	Regular	0.00	251.70	34713
PAC02	PACIFIC GAS & ELECTRIC	04/28/2023	Regular	0.00	83.91	34714
PAC02	PACIFIC GAS & ELECTRIC	04/28/2023	Regular	0.00	893.58	34715
PAC06	PACE SUPPLY 23714-00	04/28/2023	Regular	0.00	559.69	34716
POW01	POWERNET GLOBAL COMM.	04/28/2023	Regular	0.00	158.84	34717
RIE01	RIEBES AUTO PARTS,LLC	04/28/2023	Regular	0.00	329.24	34718
SSY01	Sloan Sakai Yeung & Wong LLP	04/28/2023	Regular	0.00	2,724.00	34719
SWR03	STATE WATER RESOURCES CON	04/28/2023	Regular	0.00	60.00	34720
TEI01	A. TEICHERT & SON, INC	04/28/2023	Regular	0.00	1,885.49	34721
USA04	HD SUPPLY, INC	04/28/2023	Regular	0.00	500.87	34722

Check Report

Date Range: 07/01/2022 - 04/30/2023

Vendor Number	Vendor Name	Payment Date	Payment Type	Discount Amount	Payment Amount	Number
VER01	VERIZON WIRELESS	04/28/2023	Regular	0.00	1,179.35	34723
WEX01	Wex Bank	04/28/2023	Regular	0.00	6,900.03	34724
WIL01	Wilkinson Portables Inc.	04/28/2023	Regular	0.00	314.65	34725
NEE01	BLAKE CHARLES NEEP	01/24/2023	Bank Draft	0.00	-525.00	DFT0000006
NEE02	Neep Equipment Repair Inc.	01/27/2023	Bank Draft	0.00	525.00	DFT0000007

Bank Code EDSB Summary

Payment Type	Payable Count	Payment Count	Discount	Payment
Regular Checks	1,804	1,133	0.00	4,967,127.56
Manual Checks	0	0	0.00	0.00
Voided Checks	0	22	0.00	-31,110.20
Bank Drafts	2	2	0.00	0.00
EFT's	0	0	0.00	0.00
	1806	1157	0.00	4,936,017.36

All Bank Codes Check Summary

Payment Type	Payable Count	Payment Count	Discount	Payment
Regular Checks	1,804	1,133	0.00	4,967,127.56
Manual Checks	0	0	0.00	0.00
Voided Checks	0	22	0.00	-31,110.20
Bank Drafts	2	2	0.00	0.00
EFT's	0	0	0.00	0.00
	1806	1157	0.00	4,936,017.36

Fund Summary

Fund	Name	Period	Amount
999	Pooled Cash Fund	7/2022	1,130,805.07
999	Pooled Cash Fund	8/2022	323,989.46
999	Pooled Cash Fund	9/2022	339,929.44
999	Pooled Cash Fund	10/2022	371,015.36
999	Pooled Cash Fund	11/2022	509,212.85
999	Pooled Cash Fund	12/2022	363,943.67
999	Pooled Cash Fund	1/2023	722,076.26
999	Pooled Cash Fund	2/2023	274,061.87
999	Pooled Cash Fund	3/2023	558,884.43
999	Pooled Cash Fund	4/2023	342,098.95
			4,936,017.36



Vendor Set: Vendor Set 01

Vendor	Name	Volume
ACW01	ACWA/JPIA	252,740.43
ACW02	ACWA	16,910.00
ACW05	ACWA/JPIA HEALTH	286,994.60
ADT01	ADT SECURITY SERVICES	8,729.74
ADV01	ADVENT TECHNOLOGIES	1,305.00
AFL01	AMERICAN FAMILY LIFE INS	13,201.88
ALL01	ALLEN KRAUSE	9,222.71
AMP01	AMPRA'S Staffing Services, Inc	9,708.80
AMS01	A-APPLIED MAILING SERVICE	10,040.55
AND01	ANDERSON'S SIERRA PIPE CO	814.95
AQU01	AQUA SIERRA CONTROLS INC.	1,462.03
ARA01	ARAMARK	6,102.08
ATT02	AT&T	28,373.45
ATT03	AT&T LONG DISTANCE	463.04
ATT04	AT&T	848.34
AUB04	AUBURN CHRYSLER DODGE JEE	8,019.17
AWW01	AMERICAN WATER WORKS ASSN	579.00
BAR07	BARBOUR, CHRIS	426.19
BEA01	BUTTE EQUIPMENT RENTALS	6,360.00
BEC01	STEPHANIE BECK	121.62
BEN04	BENNETT ENGINEERING SERVI	73,197.96
BJP01	BJ PEST CONTROL	1,500.00
BLU01	ANTHEM BLUE CROSS	14,396.72
BLU06	BLUE SHIELD OF CALIFORNIA	2,824.00
BOE02	CA. DEPT. OF TAX & FEE AD	14,645.96
BRO05	BROWN, ADAM	1,585.00
BST01	BST Services Inc	7,241.47
BUC01	Buckmaster Office Solutions	40.00
BUC02	Jessica Buckle	44.38
CAL17	Cal Fire	3,404.10
CAN02	BRIAN CANN	300.00
CAP04	CAPITAL RUBBER CO. LTD.	1,104.00
CAR01	Cartegraph Systems LLC	16,807.50
CAR08	CSI	531.00
CAR09	CARNAHAN COMPUTER SERVICE	4,742.50
CEI01	CEIRANTE, MARTIN	288.56
CHA03	MICHAEL CHAIDEZ	294.88
CHE01	CHEMTRAC	70.00
CHM01	Citrus Heights Mower LLC	6,599.98
CLS01	CLS LABS	21,349.00
COS01	COSTCO	120.00
CSD00	CALIFORNIA SPECIAL DISTRI	8,286.00
CWS01	CORBIN WILLITS SYS. INC.	6,082.80
DAV01	Dave's Tree Work & Forest Management, Inc	16,415.63
DEL01	DEL PASO PIPE & STEELE	16,164.08
DIT01	DITCH WITCH EQUIPMENT COM	13,143.17
DIV05	PLACERVILLE AUTO PARTS, I	1,891.20
DMV	DEPARTMENT OF MOTOR VEHICLES	54.00
DWR01	DEPT. OF WATER RESOURCES	102,057.46
ECO01	ECORP CONSULTING, INC.	1,350.00
EDC01	EL DORADO COUNTY TRANSPORTATION DEPARTMENT	232.33
EDC04	EDC ENVIRONMENTAL MGMT	682.00

Vendor Set: Vendor Set 01

Vendor	Name	Volume
ELD01	EDC REGISTRAR OF VOTERS	7,418.38
ELD05	EDC AUDITOR-CONTROLLER	4,981.68
ELD11	EL DORADO COUNTY AIR QUALITY MGMT	1,992.02
ELD16	EL DORADO DISPOSAL SERVICE	3,861.00
ELLO2	ALEXIS ELLIOTT	566.63
EMC01	MESA ENERGY SYSTEMS, INC	1,728.00
EMP02	EMPLOYEE RELATIONS, INC	161.90
ENV01	ENVIRO TECH SERVICES COMPANY, INC.	722.31
ESC02	E Source Companies LLC	2,500.00
ESR01	ENVIRONMENTAL SYSTEMS RESE	1,800.00
FED01	FED EX	285.97
FER01	FERRELLGAS	19,144.00
FER02	FERGUSON ENTERPRISES INC	1,795,500.82
FOL01	Folsom Lake Ford, Inc.	7,849.65
FSL01	Fidelity Security Life Insurance Company	3,011.12
GAR02	GARDEN VALLEY FEED & HDW.	1,310.72
GEN01	Genuine Parts Company	566.50
GEO01	GEORGETOWN ACE HARDWARE	2,144.69
GEO02	GEORGETOWN GAZETTE	3,099.00
GEO04	DIVIDE SUPPLY ACE HARDWARE	5,946.04
GEO14	GEORGETOWN DIVIDE ROTARY	45.00
GLE02	GLENN LUGLIANI DBA:	477.39
GOL03	GOLD COUNTRY MEDIA	1,834.42
GRA01	GRAINGER, INC.	3,410.15
GRA05	GRANICUS, LLC	8,658.60
GRI01	Griswold Industries	99,501.00
GUT01	Robert Gutierrez	600.00
HAR03	HARRIS INDUSTRIAL GASES	18,383.87
HAR08	KEITH HARSTON, DC	100.00
HOL03	HOLT OF CALIFORNIA	20,347.00
HOM01	HOME DEPOT CREDIT SERVICE	3,935.00
HRD01	H.R. DIRECT	332.84
HUN01	HUNT & SONS, INC.	3,418.74
ICM02	ICMA-R.T.-457 (ee)	13,633.42
ICM03	ICMA	5,708.10
IFS01	Infosend, Inc.	8,395.15
INF01	Infinity Technologies	14,122.50
IUO01	IUOE, LOCAL 39	7,613.92
IUO02	AFSCME	6,088.24
KAI01	Kaiser Permanente	1,164.00
KAS01	KASL CONSULTING ENGINEERS	114,326.10
KLA02	CHRISTIAN KLAHN	480.00
KLA03	Trent Klasna	600.00
LAN01	LANE ENTERPRISES HOLDINGS, INC	955.60
LEU01	Jeri Leu	252.00
LSL01	LANCE, SOLL & LUNGHARD, L	106,675.35
MAC02	Mitch MacDonald	752.23
MAD01	KYLE MADISON	171.40
MAN01	William Manzer	252.00
MCB01	Jeffrey McBride	468.28
MCD01	McDaniel's Auto Repair, INC.	170.69
MCN01	MC NICHOLS CO.	258.25
MJT01	MJT ENTERPRISES, INC.	36,681.10
MOU02	MOUNTAIN DEMOCRAT	1,250.95
MOU03	MOUNTAIN COUNTIES WRA	5,094.00
MUR04	MURCHIE'S SMOG & REPAIR	61.75
NAT04	NATIONAL PRINT & PROMO	12,389.00
NBS01	NBS	4,749.43

Vendor Purchasing Report

For Date Range 07/01/2022 - 04/30/2023

Vendor Set: Vendor Set 01

Vendor	Name	Volume
NEE01	BLAKE CHARLES NEEP	645.35
NEE02	Neep Equipment Repair Inc.	1,736.62
NTU01	NTU TECHNOLOGIES, INC.	25,518.79
OCC01	OCCU-MED, LTD	717.00
OPE01	OpenGov, Inc.	666.67
PAC02	PACIFIC GAS & ELECTRIC	176,157.48
PAC06	PACE SUPPLY 23714-00	177,391.00
PAP03	PAPE MACHINERY, INC	38,990.00
PIC02	PICOVALE SERVICES, INC.	15,876.90
PLA11	GROVE TOYS INC	6.98
POW01	POWERNET GLOBAL COMM.	1,591.63
PRE01	PREMIER ACCESS INS CO	30,616.03
PRI01	Richard Prince	252.00
PRO04	PAUL FUNK	3,400.00
PSO01	PSOMAS	462.00
PUL01	PULFER, JEFF	277.11
RAL02	RALPH ANDERSON & ASSOCIAT	1,026.48
REE01	Reed & Graham Inc	5,532.00
RIE01	RIEBES AUTO PARTS,LLC	2,387.24
RMR01	W. Rosenau Motor Rewinding Inc	5,000.00
ROB01	DON ROBINSON	4,189.84
ROY01	KENNETH ROYAL	1,610.00
RUL01	RULE, BRIAN	300.00
RWA01	Regional Water Authority	2,109.00
SAF01	Safety-Kleen Systems Inc.	1,956.88
SAU02	MICHAEL SAUNDERS	2,004.81
SAW01	Sierra Saw Power Equipment Center	336.00
SCH02	Don Schwagel	306.00
SCH03	Nicholas Schneider	2,414.15
SCO01	Scotty's Transmissions	1,433.89
SIE02	Sierra Asphalt, Inc	59,093.10
SIE10	SIERRA SAFETY	16,862.29
SIG01	SIGNAL SERVICE INC	1,413.25
SMI01	JASON D. SMITH	462.35
SPS01	SearchPros LLC	30,155.90
SSY01	Sloan Sakai Yeung & Wong LLP	4,924.00
STO01	Robert Stovall	365.00
STR01	STREAMLINE	3,000.00
SUN01	Sunbelt Rentals, Inc.	2,481.71
SWR03	STATE WATER RESOURCES CON	60.00
SWR04	STATE WATER RESOURCES CON	349,947.35
TEI01	A. TEICHERT & SON, INC	14,848.34
THA01	THATCHER COMPANY OF CALIF	43,933.96
TIR01	TIREHUB, LLC	3,038.96
TYL01	ERIC TYLER	1,885.00
TYL02	TYLER TECHNOLOGIES, INC	20,728.25
UNI06	UNITEDHEALTHCARE INSURANCE	6,421.10
USA01	UNDERGROUND SERVICE ALERT	5,131.89
USA03	USA BLUE BOOK	3,208.48
USA04	HD SUPPLY, INC	455.21
USB05	U.S. BANK CORPORATE PAYMENT SYSTEMS	58,913.14
USB06	U.S. BANK EQUIPMENT FINANCE	7,251.22
VEC01	Vectis DC LLC	8,000.00
VER01	VERIZON WIRELESS	12,900.98
VER02	Verizon Connect Fleet USA LLC	2,653.00
VIL01	Troy Anthony Villalovos	250.00
WAL02	WALKER'S OFFICE SUPPLY	4,086.00
WAL03	JACOB WALSH	256.62

Vendor Purchasing Report

For Date Range 07/01/2022 - 04/30/2023

Vendor Set: Vendor Set 01

Vendor	Name	Volume
WEL02	WELLS FARGO BANK	23,260.69
WES08	WESTERN HYDROLOGICS, LLP	45,583.10
WES09	NATHAN THOMAS	7,680.00
WEX01	Wex Bank	70,168.89
WHI01	White Brenner LLP	34,171.42
WIE01	WIENHOFF & ASSOCIATES INC	595.00
WIL01	Wilkinson Portables Inc.	3,861.15
WIL02	Marlin Wilson	252.00
ZAN01	Zanjero, Inc.	52,425.54
Vendor Set Vendor Set 01 Total:		4,773,453.90



Meetings/Events attended

Association of California Water Agencies

Roles: Region 3 Board Member, Committees, Workgroup member

Region 3 Board meeting (El Dorado Irrigation District) - 4/17

Headwaters Workgroup: (Monterey) - 5/9

Membership Committee: (Monterey) - 5/9

Region 3 Meeting: (Monterey) - 5/10

Regional Water Authority

Roles: Executive Committee Member, Board Member

RWA Special Closed Session:(Roseville) 4/12

RWA Executive Committee Meeting (Citrus Heights) - 5/12

Mountain Counties Water Resources Association

SWRCB WUE workgroup meeting - 4/17

Met with DWR and SWRCB staff on WUE guidelines, LAM, and variances.

Legislative Meetings

District Representative for Congressman Kevin Kiley (Cool) - 5/2

LEGISLATIVE LIAISON REPORT

District Position				
AB 557	Hart	Would eliminate the sunset of AB 361 - State of Emergency Teleconferencing CSDA sponsored Bill	Support	Coalition: CSDA
SB 23	Caballero	Streamline the regulatory permitting process for water supply and flood risk reduction projects	Support	Coalition: ACWA
SB 638		Climate Resiliency and Flood Protection Bond Act of 2024	Support	Coalition: ACWA
SB 867	Allen	\$7.85 billion bond investment in water infrastructure that focuses on a number of critical water issues including, recycled water, groundwater recharge and storage, flood protection, dam safety, conveyance, storage, safe drinking water, regional watershed resilience, State Water Project improvements, and water conservation.	Support	Coalition: ACWA
AB 62	Mathis	Expansion of Statewide Water Storage Capacity (4mill acre feet - above and below ground)	Support	Coalition: RWA
AB 297	Fong	Extends the local assistance grant program for fire prevention and home hardening education activities in California from 2024 to 2034.	Support	
AB 1567	Garcia	Safe Drinking Water, Wildfire Prevention, Drought Preparation, Flood Protection, Extreme Heat Mitigation, and Workforce Development Bond Act of 2023. \$4B	Support	
SB 504		Wildfires: defensible space: grant programs: local governments. SB 504 would require CalFIRE, when reviewing applications for the local assistance grant program, to give priority to any local governmental entity that is qualified to perform defensible space assessments in very high and high fire hazard severity zones who reports that information using the common reporting platform.	Support	
SB 366		The California Water Plan: long-term supply targets. DWR, in coordination with the California Water Commission (Commission), the State Water Resources Control Board (State Water Board), other state and federal agencies as appropriate, and the stakeholder advisory committee would be required to develop a comprehensive Plan for addressing the state's water needs and meeting the water supply targets. The Plan shall provide recommendations and strategies to ensure enough water supply for all beneficial uses. The bill would require the plan to include a water supply planning target of 15-million-acre feet of water by 2050 with an interim target of 10-million-acre feet of water by 2040.	Support	
Initiative #1935	California Business Roundtable	Limits Ability of Voters and State and Local Governments to Raise Revenues for Government Services. Ballot Measure will lead to California Constitutional Amendments.	Oppose	Coalition: CSDA
SB 389	Allen	This bill would authorize the State Water Resources Control Board to investigate the diversion and use of water from a stream system to determine whether the diversion and use are based upon appropriation, riparian right, or other basis of right, as specified.	Oppose	
AB 338	Aguiar-Curry	Expand the definition of "public works" to include fuel reduction work done under contract and paid for in whole or in part out of public funds performed as part of a fire mitigation project. The California Constitution requires the state to reimburse local agencies and school districts for certain costs mandated by the state.	Oppose	
AB 1337		AB 1337 is just part of a wave of water rights legislation that has been introduced this year. Observers of this legislative session have probably noticed a coordinated effort among a certain group of stakeholders to fundamentally change the way California's water system is implemented and enforced. AB 1337 is arguably the most concerning of the bills that have been introduced this year, as it does not just provide the State Water Board the tools to enforce the water rights system—it gives the State Water Board the authority to significantly re-write the water rights system https://legiscan.com/CA/bill/AB1337/2023	Oppose	Update - was amended to include Pre 1914 water rights
AB 460		State Water Resources Control Board: interim relief. AB 460 is one of several water rights bills that have been introduced this year. This bill focuses on interim relief has been part of that discussion. While the fact sheet for the bill states this bill is intended to respond to last year's incident on the Shasta River, the scope of the bill applies far beyond violations of curtailment orders during emergency drought conditions.	Oppose	

LEGISLATIVE LIAISON REPORT

CARB Fleet Act		Advanced Clean Fleets (ACF) Regulation-State and Local Agency Fleet Requirements The proposed ACF regulation is part of a comprehensive strategy that would, consistent with public health needs, accelerate the widespread adoption of zero-emission vehicles (ZEV) in the medium- and heavy-duty truck sector and in light-duty package delivery vehicles. The proposed ACF regulation would require certain fleets to deploy ZEVs starting in 2024 and would establish a clear end date of new medium- and heavy-duty internal combustion engine (ICE) vehicle sales in 2040.	Oppose	GM Update
----------------	--	--	--------	-----------

General Manager's Legislative Update
CARB Adopts Advanced Clean Fleets Regulation



On April 28, the California Air Resources Board (CARB) formally adopted the Advanced Clean Fleets (ACF) Regulation which requires a swift shift away from conventional vehicles to Zero- Emission Vehicles (ZEV) for state and local fleets (including public water agencies) for medium- and heavy-duty fleet vehicles starting in 2024. The First Compliance Report is Due to CARB on April 1, 2024, and every year after until April 1, 2045. Given the District's aging fleet this has a potentially big impact while working to replace vehicles. Paired with the challenges of more expensive vehicle replacements and a currently non-existent charging and refueling infrastructure on The Divide this regulation has the potential to hit heavy financially while presenting operations challenges.

Highlights:

- Regulation takes effect January 1, 2024.
 - Starting January 1, 2024, 50% of the total number of vehicle additions for the California fleet in each calendar year must be ZEVs.
- 2027 and beyond 100% of new vehicle purchases for state and local fleets must be ZEVs.
 - Starting January 1, 2027, 100% of the total number of vehicle additions for the California fleet in each calendar year must be ZEVs.



As an alternative, fleet managers may choose CARB's Milestone Option which de-links the obligation to integrate ZEVs from the fleet manager's new-vehicle purchase decision, and instead, establishes a commitment to convert portions of the fleet by target dates specified by CARB. To establish a baseline that CARB can effectively monitor, fleet managers are required to provide a complete list and description of all vehicles in the current fleet by April 1, 2024.

Exemption pathways:

- Backup vehicle exemption
- Daily usage exemption
- ZEV infrastructure delay extension
- ZEV purchase exemption
- Mutual aid exemption
- Intermittent snow removal exemption
- Non-repairable vehicle exemption

GEORGETOWN DIVIDE PUBLIC UTILITY DISTRICT

Operations Report for April 2023

Presented to the GDPUD Board of Directors
by Operations Manager: Adam Brown

Informational Item 6C
May 16, 2023

Stumpy Meadows Historical Capacity Chart



Note: Full Pool – 21,206 acre feet | May 1, 2023 – 21,206 acre feet

Treatment Operations

Walton Lake Treatment Plant

18.703 / 623,433 average gpd

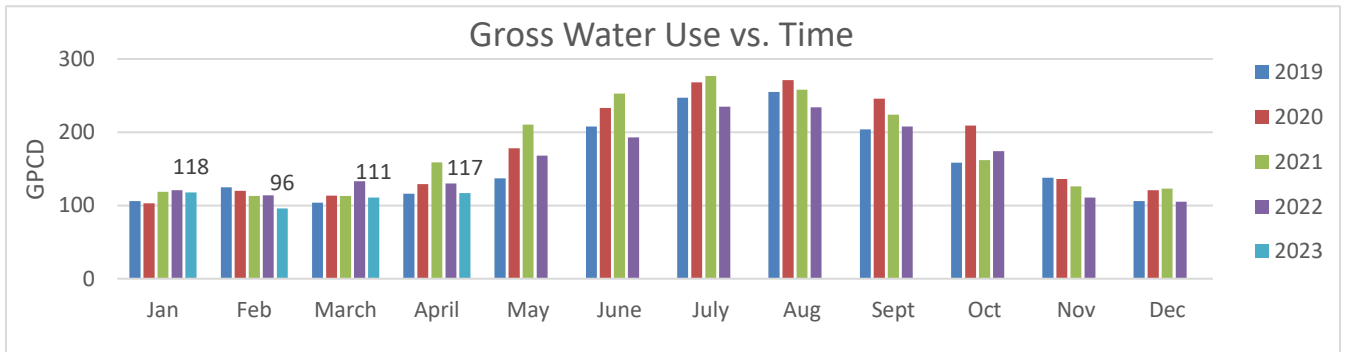
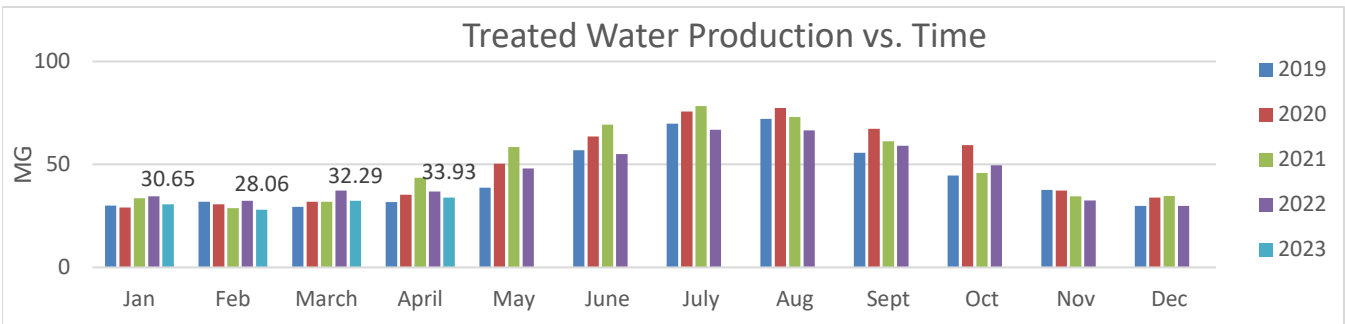
- ✓ No operational shutdowns

Water Quality Monitoring:

- ✓ All finished water was in compliance with drinking water standards.
- ✓ Collected routine bacteria distribution and quarterly disinfection by products samples.
- ✓ Distribution monitoring samples were absent of bacteriological contamination indicating adequate disinfection.

Sweetwater Treatment Plant


15.225 / 507,500 average gpd



Notes:

GPCD – Gallons per Capita per Day

MG – millions gallons per day



GEORGETOWN DIVIDE PUBLIC UTILITY DISTRICT

Operations Report for April 2023

Presented to the GDPUD Board of Directors
by Operations Manager: Adam Brown

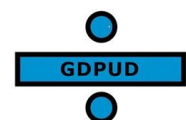
Informational Item 6C
May 16, 2023

Summary of Field Work Activities

Activity	Department	Events	Labor Hours	Total Cost
Water Main/Lateral Break Repair	5400	5	12	\$834
Underground Service Alert Response	5400	171	140	\$7,409
Add to System	5400	2	3	\$176
Lock Off/Unlock	5400	36	18.4	\$1,056
AMR Download	5400	1	1	\$33
Calibrate	5300	5	5.5	\$304
Clean	All	25	77	\$8,189
Door Hanger	5200/5400	3	1.3	\$84.65
Escrow Read	5400	17	15.4	\$852
Valve Exercise	5400	4	4.6	\$240
Flush	5400	5	7.5	\$392
Improvement	All	12	78	\$4,009
Inspect	All	6	28.5	\$1,452
Install	5400/5200	4	21	\$1,371
Investigate	All	17	33	\$2,349
Main Ditch Checks	5200	6	14.5	\$564
Maintenance	All	33	79	\$5,564
Meter Read	5400	45	50	\$2,821
Pump Station Operation	5400	9	6	\$349
Replace	5400	3	507	\$48,098
Run Ditch Checks	5100	3	18	\$956
Up Country Checks	5100	14	58.5	\$2,287
Vegetation Clearing	All	9	237.5	\$10,908
Requests	All	100	-	-

Notes:

- 5100 – Source and Supply
- 5200 – Raw Water Conveyance
- 5300 – Treatment
- 5400 – Treated Water Distribution
- 5600 – Corporation Yard



GEORGETOWN DIVIDE PUBLIC UTILITY DISTRICT

Operations Report for April 2023

Presented to the GDPUD Board of Directors
by Operations Manager: Adam Brown

Informational Item 6C
May 16, 2023

April Activities Photo Documentation




Vegetation Clearing (Before/After) – Irrigation Season Preparation

GEORGETOWN DIVIDE PUBLIC UTILITY DISTRICT

Operations Report for April 2023

Presented to the GDPUD Board of Directors
by Operations Manager: Adam Brown

Informational Item 6C
May 16, 2023



Chimney Flat Treated Water Line Replacement

GEORGETOWN DIVIDE PUBLIC UTILITY DISTRICT

Operations Report for April 2023

Presented to the GDPUD Board of Directors
by Operations Manager: Adam Brown

Informational Item 6C
May 16, 2023



Up Country Silting of Canal

GEORGETOWN DIVIDE PUBLIC UTILITY DISTRICT

Operations Report for April 2023

Presented to the GDPUD Board of Directors
by Operations Manager: Adam Brown

Informational Item 6C
May 16, 2023



Canal Lining Projects

GEORGETOWN DIVIDE PUBLIC UTILITY DISTRICT

Operations Report for April 2023

Presented to the GDPUD Board of Directors
by Operations Manager: Adam Brown

Informational Item 6C
May 16, 2023

Capital Improvement Program

Auburn Lake Trail Paving Project

- Scheduled for May 15 and 16

Water Main Replacement

- Completed
 - Engineering Estimate: \$132,827
 - District Cost: \$84,766
 - Labor - \$19,446
 - Equipment - \$10,812
 - Material - \$46,805 (Parts/Backfill)
 - Engineer - \$7,703

Conditions Assessment/Water Reliability Study

- Site visits in May

Annual Canal Lining

- Sliger Mine Projects (250 feet): \$7,777
- Tunnel Hill Project (800 Feet): \$32,735

AMI Meter Infrastructure

- Equipment Ordered

Safety Walkways

- In Progress at accessible locations

Pump Station Retrofit/Generator

- Emergency Response
- Contractor procurement – Backup Power Wiring

Pressure Regulating Valves at STP

- Installation scheduled for May.

General Activities

Capital Improvement Projects

DSOD Inspections

Monthly Reads in WaterSMART

Request for Public Assistance – Emergency Declaration

Siltation of Upper Canal

Structure #5 Road Slide

Siltation of Reservoirs

Natural Resources Conservation Service – Potential Piping Project

USBR WaterSMART Grant

General Customer Service

GEORGETOWN DIVIDE PUBLIC UTILITY DISTRICT

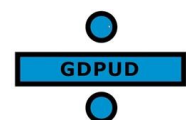
Operations Report for April 2023

Presented to the GDPUD Board of Directors
by Operations Manager: Adam Brown

Informational Item 6C
May 16, 2023

Monthly Water Demand Assessment

Month	2021		2022		2023	
	Gross Water Use	Residential	Gross Water Use	Residential	Gross Water Use	Residential
January	119	107	121	72	118	49
February	113	98	114	80	96	54
March	112	119	133	109	111	49
April	159	123	130	113	117	80
May	211	186	168	133		
June	253	192	193	161		
July	276	233	235	193		
August	257	215	234	192		
September	222	155	207	172		
October	161	150	174	141		
November	126	83	111	86		
December	122	60	105	83		



GEORGETOWN DIVIDE PUBLIC UTILITY DISTRICT

Auburn Lake Trails Wastewater Management Zone Report for March 2023

6D Presented to the GDPUD Board of Directors by: Alexis Elliott

May 16, 2023

Zone activities are completed in accordance with California Regional Water Quality Control Board Central Valley Region, *Waste Discharge Requirements for Georgetown Divide Public Utility District Auburn Lake Trails On-Site Wastewater Disposal Zone Order No. R5-2002-0031*.

- **Community Disposal System (CDS) Lots - 137**
- **Individual Wastewater Disposal System Lots - 900**

Field Activities

✓ Routine Inspections:	85
✓ Property Transfer Processing:	2 Initial 3e Follow Up 5a Follow Up
✓ New Inspection	0
○ Plan Review	2
✓ Weekly CDS Operational	8
○ New Wastewater System	0
○ New CDS Tank	0
○ New Pump Tank	1

Reporting

The monthly *Sanitary Sewer Overflow (SSO) – No Spill Certification* was submitted electronically to California Regional Water Quality Control Board on California Integrated Water Quality System (CIWQS) on May 1, 2023.

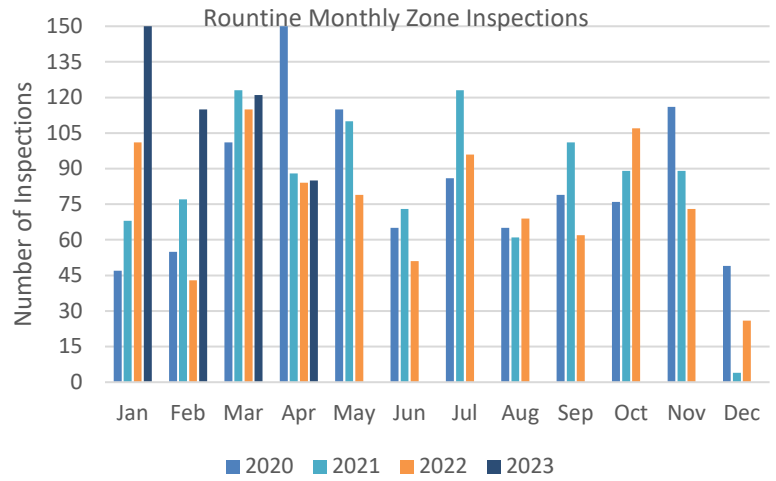
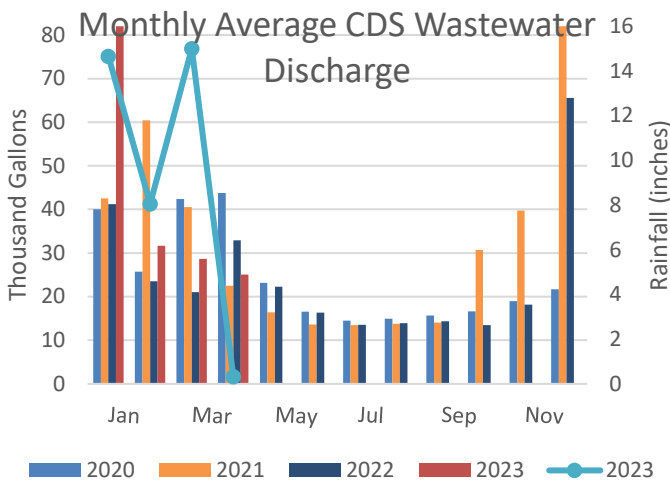
Notes: Station 16 Picovale service. Mark sewer line for ALT rd Maint. Mark Edson Dam Report submitted, Drought & Conservation Reporting submittal.

CDS – Wastewater Discharge

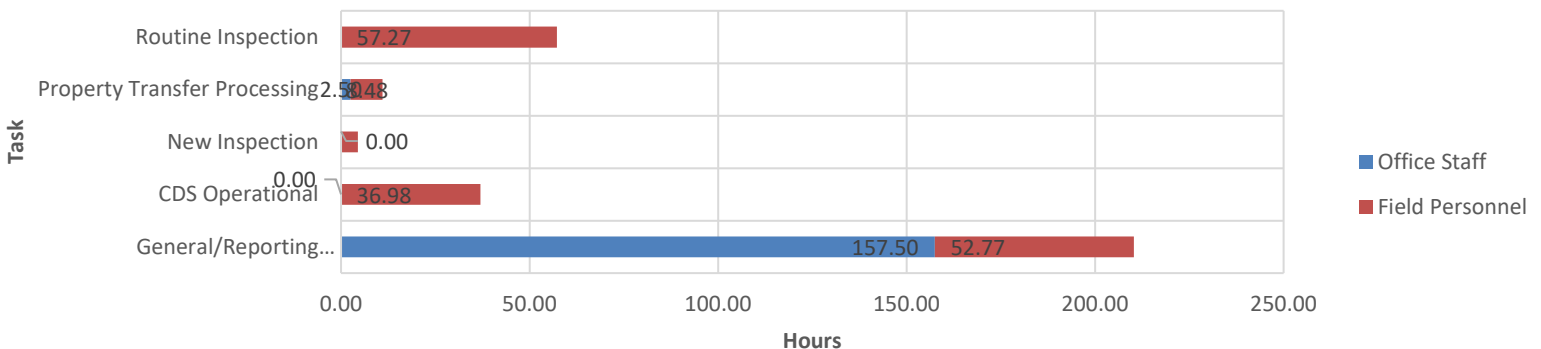
751,700 gal/month / 25,056 gallon/day average

Rainfall

0.33 Inches



Monthly Labor Allocation



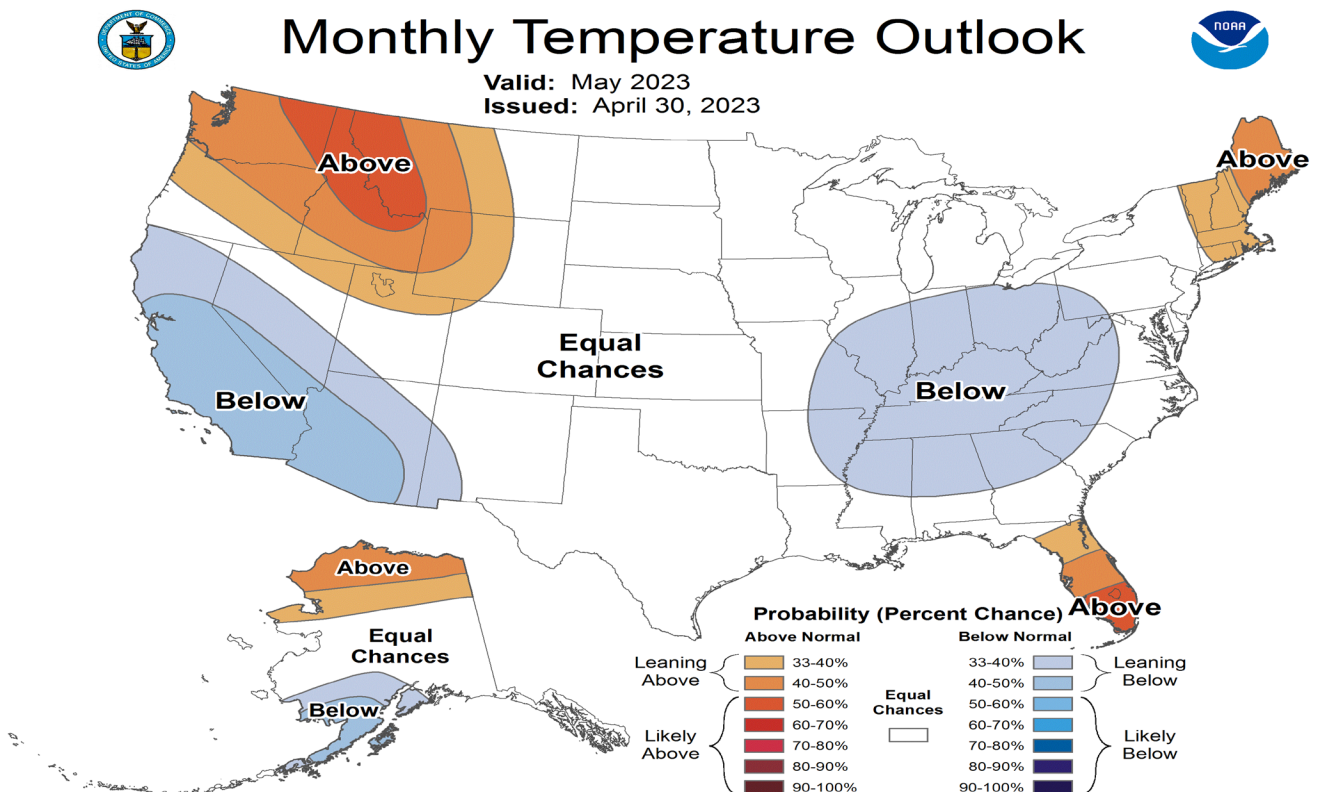
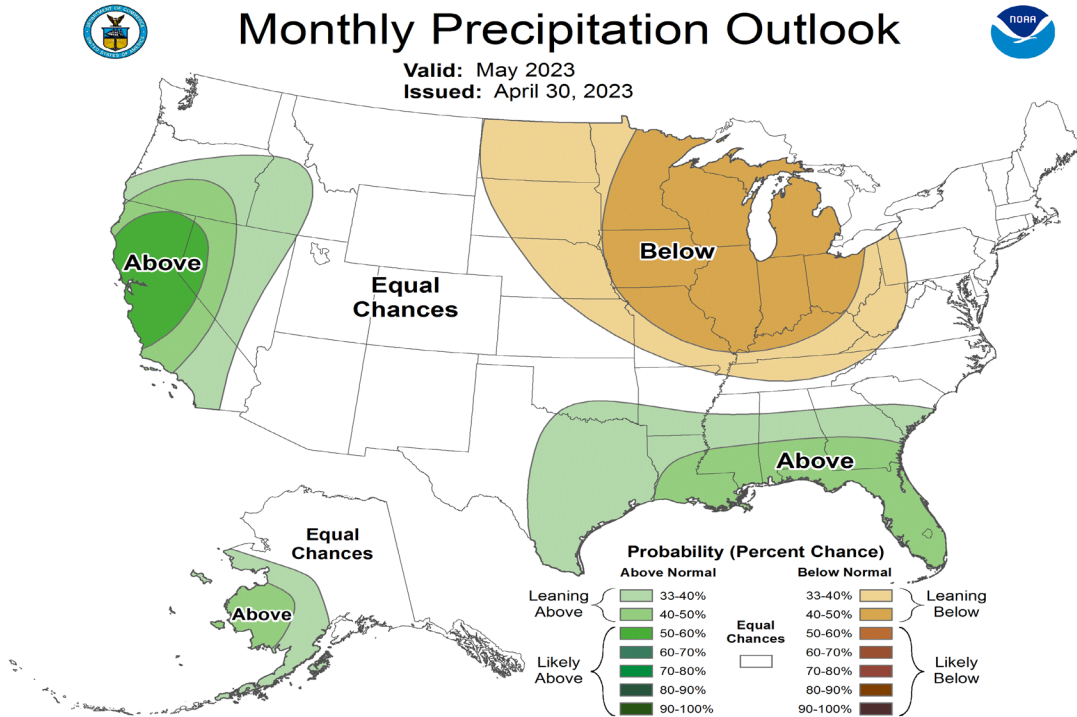
Georgetown Divide Public Utility District

6425 Main Street P.O. Box 4240, Georgetown, CA 95634 • (530) 333-4356 • www.gd-pud.org
 Nicholas Schneider, General Manager


GEORGETOWN DIVIDE PUBLIC UTILITY DISTRICT

Auburn Lake Trails Wastewater Management Zone Report for April 2023

May is projected to be lower than average temperatures despite the small heat wave we had at the end of April. No substantial rain is forecasted after the first week, and temperatures will likely reach mid 70's for most of the month. Good news is the DWR snowpack survey claims 240% of normal snow for this time of year.



**REPORT TO THE BOARD OF DIRECTORS
BOARD MEETING OF MAY 16, 2023.
AGENDA ITEM NO. 6E**



AGENDA SECTION: INFORMATIONAL ITEMS

SUBJECT: GENERAL MANAGERS REPORT

PREPARED BY: Nicholas Schneider, General Manager

BACKGROUND

General Manager's Report

SUMMARY OF ACTIVITIES

Week of April 9-15

- Held Board Meeting on April 11, 2023.
- Continued working on the FY 23-24 budget with District Managers.
- Attended the ACWA Region 2-4 legislative update. (Virtual)
- Attended the ACWA State Legislative Committee meeting on 4-14-23. (Virtual)

Week of April 17-22

- Participated in a call with MCRWA and the SWRCB. (Virtual)
- Attended the SWRCB meeting on 4-18-23. (Virtual)
- Meet with US Bank regarding the investment accounts. (Virtual)
- Participated in a Policy Committee meeting on 4-20-23. (Virtual)
- Participated in the Irrigation Committee meeting on 4-20-23. (In-Person)

Week of April 23-29

- Met regarding the Voluntary Agreements with the Upper American River watershed partners on 4-25-23. (In-Person)
- Held a Special Board Meeting to discuss new potential Legal Services on 4-25-23.
- Attended a Financial Management training session put on by CSDA. (In-Person)
- Held a Policy Committee meeting on 4-27-23.
- Attended the CARB meeting to testify in opposition to the Advanced Clean Fleets regulations on 4-27-23. (In-Person)
- Held a Finance Committee meeting on 4-27-23.
- Attended the Upper American River Watershed PAG Meeting on 4-28-23. (In-Person)

Week of April 30 thru May 6

- Held an introductory meeting with our Federal Advocates and Congressman Kiley to discuss our Appropriation Award and an appointment to the Drinking Water Committee as a rural member on 5-2-23. (Virtual)
- Attended a CSDA training for an Overview of Special District Laws for 2 days. 5-3-23 and 5-4-23. (Virtual)
- Attended my third Rotary Club meeting representing the District on 5-3-23. (In-Person)
- Meet with EDWA regarding the PWP project list on 5-4-23. (Virtual)
- Attended the ACWA State Legislative Committee. On 5-5-23. (Virtual)

Week of May 7-13

- Attended ACWA/JPIA conference on 5-8-23. (In-Person)
- Attended ACWA Conference 5-9-23 through 5-11-23. (In-Person)
 - o Agriculture Committee
 - o Headwaters Working Group
 - o Water Management Committee
 - o Local Government Committee

GOOD NEWS UPDATES

- Jessica Buckle was invited to speak at the LSL GASB Conference.

UPCOMING ACTIVITIES

- Will attend a Voluntary Agreement meeting on May 25th.
- Will attend the ACWA State Legislative Committee Meeting on May 26th.
- Will hold a Grant Committee Meeting on June 7th.

Attachment:

-Jessica Buckle LSL Certificate of Completion



Office/Financial Manager Jessica Buckle speaking at the LSL GASB Conference



Lance, Soll & Lunghard, LLP
203 N Brea Blvd, Suite 203
Brea, California 92821

Certificate of Completion

This certificate is presented to

Jessica Buckle

for successfully completing

2023 GASB Update: The Age of Enlightenment (for finance departments!)_LIVE

*Embassy Suites by Hilton Anaheim South, Harbor Boulevard, Garden Grove, CA, USA
May 4, 2023 Group-Live*

Accounting - Governmental: 2 CPE Credit(s)

Strategic & Business Mgmt: 2 CPE Credit(s)

A handwritten signature in blue ink that reads "Debbie A. Harper".

Deborah A. Harper
Partner

Sponsor Registration No:
National Registry (NASBA): 140125

In accordance with the standards of the National Registry of CPE Sponsors and as set forth in Circular 230 Section 10.6, credits have been granted based on a 50-minute hour. State boards of accountancy, state bars, and other state regulatory bodies have final authority on the acceptance of courses for continuing education credit. Please check with your state board regarding applicability of this course towards your continuing education requirement.