

CAPITAL IMPROVEMENT PLAN 2019/2020 TO 2023/2024

GEORGETOWN DIVIDE PUBLIC UTILITY DISTRICT

FINAL ADOPTED
June 4, 2019

TABLE OF CONTENTS

I. Introduction.....2

II. Infrastructure2

III. Funding Sources3

IV. Project Summary6

APPENDIX A - Project Descriptions

ADOPTED

I. Introduction

Georgetown Divide Public Utility District's (District) five-year Capital Improvement Plan (CIP) is a multi-year planning instrument to guide the construction of new facilities/infrastructure; and for the expansion, rehabilitation or replacement of existing District assets. The five-year CIP is developed by Staff and adopted by the Board of Directors, then becomes the guiding document for the prioritization of projects.

The information included in the CIP is based on the current information available and updated regularly to reflect changing priorities, funding availability and project completion. A new five-year CIP will be submitted to the Board annually with recommended adjustments to project budgets, funding sources, descriptions, and/or schedules. Inclusion of a project in the CIP does not commit the District to specific expenditures or appropriations for any particular project.

The CIP includes all projects and programs expected to be undertaken during the next five fiscal years. Specific projects and related schedules are selected based upon:

- Availability of funding
- Minimizing disruptions associated with construction activity
- Board direction

Approximately \$8.6 million in CIP programs and projects over the next five years have been identified.

II. Infrastructure

District infrastructure includes the water and wastewater physical structures, systems, and facilities needed to provide services to customers and for the functioning of a community and its economy. Infrastructure impacts public health, safety, and the quality of life for District customers and residents. Decisions made regarding infrastructure projects are very important because they are generally large and expensive, and the assets created will require decades of public use.

The District is responsible for maintaining the following infrastructure:

- Over 70 miles of canals
- Over 200 miles of water pipeline
- Two (2) water treatment plants
- Ten (10) water storage tanks
- Five (5) pumping stations
- Three (3) reservoirs
- Two (2) State regulated dams
- Two (2) miles of sewer pipelines
- Five (5) community wastewater disposal fields
- Corporation yard and office building

CAPITAL IMPROVEMENT PLAN, 2019/2020 to 2023/2024

Providing ongoing maintenance and repair, such as repairing or replacing water and wastewater piping, is vital for maintaining the condition of assets. When maintenance and repair is not fully funded, deferred maintenance and capital improvement costs increase significantly. The District has not fully funded maintenance and repair due to tight budgetary constraints and competing priorities for several years. As a result the District now has a multi-million dollar backlog in deferred maintenance of water treatment and distribution system, wastewater collection and disposal system, and District buildings and facilities. Without adequate investment, these deferred maintenance costs will increase significantly over time.

Compounding the problem, as assets continue to deteriorate, the cost of repair exponentially increases and can result in peripheral damage. For example, deferring roof replacement could later result in needing to replace the roof structural members, walls, and floor of a building.

III. Funding Sources

The Five-Year CIP is funded by various unrestricted and restricted funds. Unrestricted funds are free from external restrictions and can be used for any purpose, as directed by the Board. For example, the District’s General Fund is an unrestricted fund. The General Fund is primarily made up of funding from water sales, and property tax revenue. Restricted funds are legally required to be used for a specific purpose. For example, ALT Zone Funds can only be used to fund activities within the wastewater zone. Other examples of restricted funding sources include local, state, and federal grants and loans; and capital facility charges. A detailed description of the various funding sources is presented in the following table.

Funding Source	Description and Restrictions
Capital Reserve	Description:
	These are funds set aside at Board direction to fund capital improvements to the water system. The original source of these funds is water sales, property tax, and other General Fund revenues.
Capital Reserve	Restrictions:
	These funds are not legally restricted, however they have been designated by the Board to be used to fund capital improvements to the water system.
ALT WTP Capital Reserve	Description:
	These are funds set aside at Board direction to fund construction of the new ALT Water Treatment Plant. The original source of these funds is water sales, property tax, and other General Fund revenues.
	Restrictions:
ALT WTP Capital Reserve	These funds are not legally restricted, however they have been designated by the Board to be used to fund construction of the new ALT Water Treatment Plant.

CAPITAL IMPROVEMENT PLAN, 2019/2020 to 2023/2024

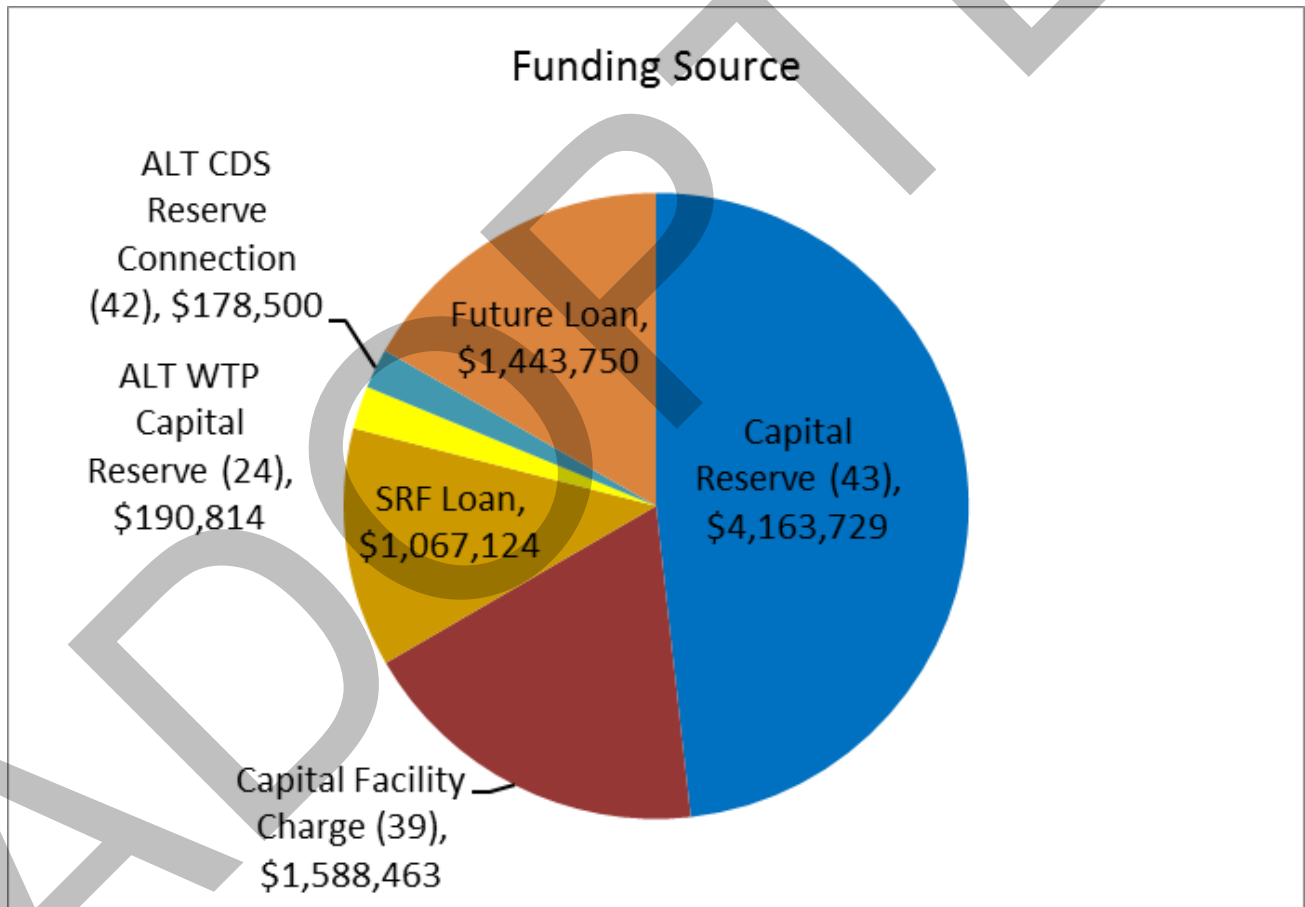
Funding Source	Description and Restrictions
Grant and Loan Funding	Description:
	Some projects are entirely or partially funded by grants, reimbursements, or loans from the State and federal government, as well as other agencies.
	Restrictions:
	Funding restrictions related to grant and loan funding can vary greatly, and each grant will have specific project restrictions related to the funding source.
Capital Facility Charge	Description:
	In 2005, the District retained Stantec to prepare a Capital Facility Charge Study, analyzing the impact of development on certain capital facilities and to calculate impact fees based on that analysis. The methods used to calculate impact fees in the study were intended to satisfy all legal requirements.
	Restrictions:
	By Law impact fees can only be collected to cover the impact of new development on existing infrastructure. Impact fees cannot be used to correct “existing deficiencies”. This fund is used to accumulate funds from new or proposed development to pay for Water System Capital Improvements needed to support new development.
ALT CDS Reserve	Description:
	These funds are collected from properties within the wastewater zone at Auburn Lake Trails subdivision that are connected to the community disposal system (CDS).
	Restrictions:
	Funds collected in this fund can only be used to inspect, monitor, operate, and maintain the wastewater collection and disposal system.

The CIP includes Projects that support the treatment and delivery of water throughout the District, upgrading infrastructure and improvements to existing water system; as well as collection and disposal of wastewater within the Auburn Lake Trails subdivision. The District complies with all applicable local, state and federal regulations related to water and wastewater. Funding for water projects is from water rates, property taxes bonds, grants, and development impact fees. Funding for wastewater projects is from fees collected from properties within the wastewater zone at Auburn Lake Trails subdivision. The table below summarizes the funding source for projects by fiscal year.

CAPITAL IMPROVEMENT PLAN, 2019/2020 to 2023/2024

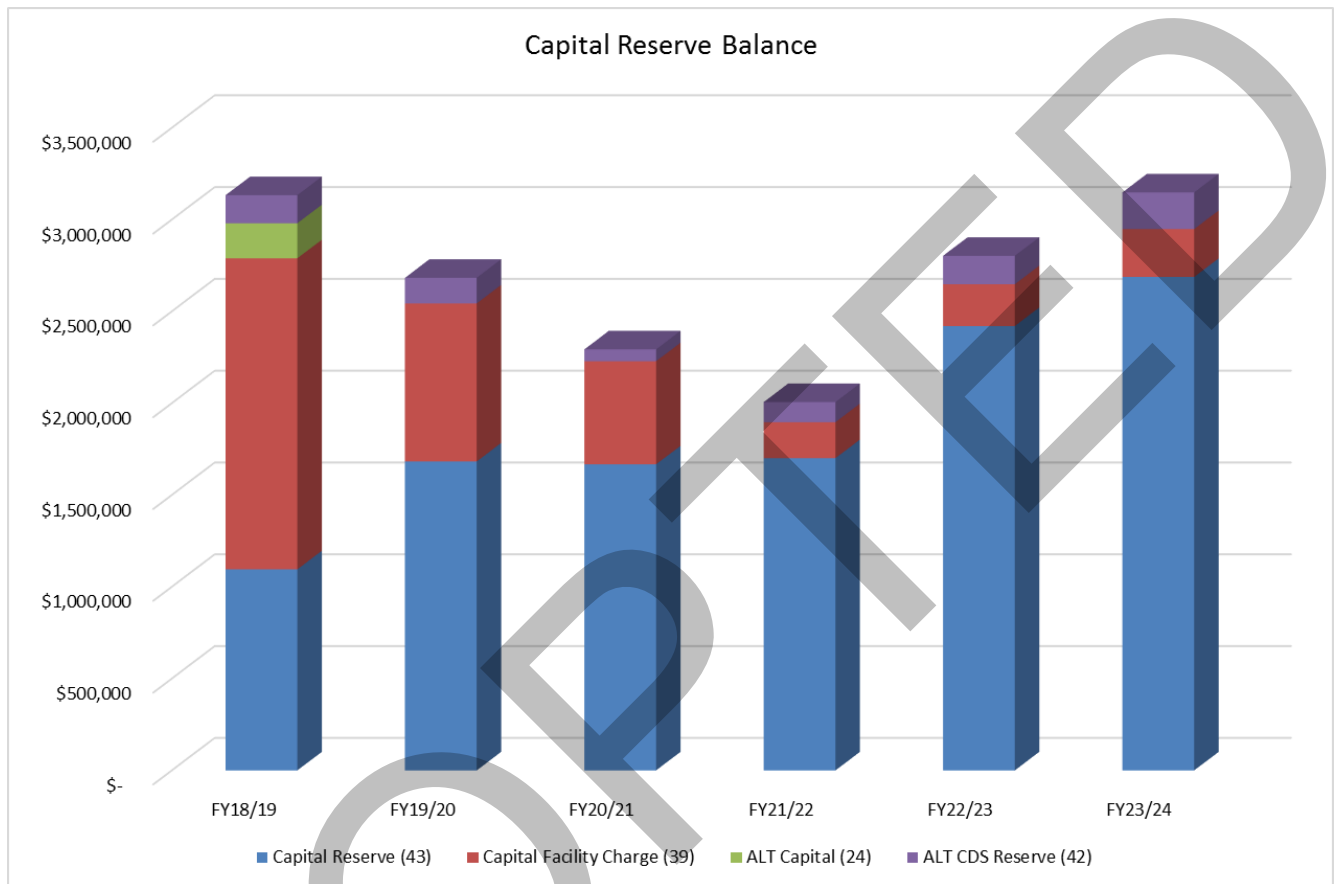
Fund	FY19/20	FY20/21	FY21/22	FY22/23	FY23/24	TOTAL 2019-2024
Capital Reserve	\$ 905,185	\$1,039,587	\$1,021,685	\$372,550	\$824,722	\$4,163,729
Capital Facility Charge	\$ 862,500	\$329,213	\$396,750	\$0	\$0	\$1,588,463
ALT WTP Capital Reserve	\$ 190,814	\$0	\$0	\$0	\$0	\$ 190,814
SRF Loan	\$1,067,124	\$0	\$0	\$0	\$0	\$1,067,124
Future Loan	\$0	\$1,443,750	\$0	\$0	\$0	\$1,443,750
ALT CDS Reserve	\$ 58,500	\$ 120,000	\$0	\$0	\$0	\$ 175,000
Total	\$3,084,123	\$2,932,550	\$1,418,435	\$372,550	\$824,722	\$8,632,380

The following chart illustrates funding sources for all five fiscal years in the CIP.



CAPITAL IMPROVEMENT PLAN, 2019/2020 to 2023/2024

The last chart depicts end of year fund balance projections for capital reserve funds. These are based on Fiscal Year 2018/2019 end of year projected fund balances, and the spending plan as outlined in this CIP.



IV. Project Summary

Capital improvement projects programmed in the 2019/2020 to 2023/2024 Capital Improvement Plan are listed below. A project is only listed if there is funding programmed during Fiscal Year 2019/20 through Fiscal Year 2023/24. Detailed project costs estimates with expenditure plans for each project listed below are included in Appendix A.

CAPITAL IMPROVEMENT PLAN, 2019/2020 to 2023/2024

Project	FY19/20	FY20/21	FY21/22	FY22/23	FY23/24	TOTAL 2019-2024
Upcountry Ditch Rehabilitation	\$ 138,000	\$ 526,500	\$526,500	--	--	\$ 1,191,000
ALT WTP	\$1,257,938	--	--	--	--	\$ 1,257,938
Reservoir & Stream Gauging	\$ 208,460	--	--	--	--	\$ 208,460
Office and Corp Yard Building Roof Repairs	\$ 15,000	--	--	--	--	\$ 30,000
Annual Tank Recoating	\$ 230,000	\$ 261,050	\$ 266,800	\$ 272,550	\$ 278,300	\$ 1,308,700
Repair Safety Walkways	\$ 10,000	--	--	--	--	\$ 10,000
Treated Water Line Replacement	\$ 379,500	--	\$ 396,750	--	\$ 412,850	\$ 1,189,100
2018 Main Canal Reliability	\$ 345,000	--	--	--	--	\$ 345,000
North Fork American River Pumping Plant Evaluation	--	\$ 100,000	--	--	--	\$ 100,000
Meter Replacement	--	\$1,925,000	--	--	--	\$1,925,000
Annual Canal Lining	--	--	\$ 100,000	\$ 100,000	--	\$ 200,000
Old ALT WTP Demolition	\$ 75,000	--	--	--	--	\$ 75,000
Replace Pump Stations	\$ 123,400	--	\$ 128,385	--	\$ 133,572	\$ 385,357
Rehabilitate District Parking Lots	\$ 121,325	--	--	--	--	\$ 121,325
Install Backup Generator	\$ 22,000	--	--	--	--	\$ 22,000
Rebuild Filter at Walton Lake Treatment Plant	\$ 100,000	--	--	--	--	\$ 100,000
Engineering Evaluation of CDS Field	\$ 48,500	--	--	--	--	\$ 48,500
Manhole Sealing	\$ 10,000	--	--	--	--	\$ 10,000
Wastewater Lift Station Upgrade	--	\$ 120,000	--	--	--	\$ 120,000
Total	\$3,084,123	\$2,932,550	\$1,418,435	\$ 372,550	\$ 824,722	\$8,632,880

APPENDIX A

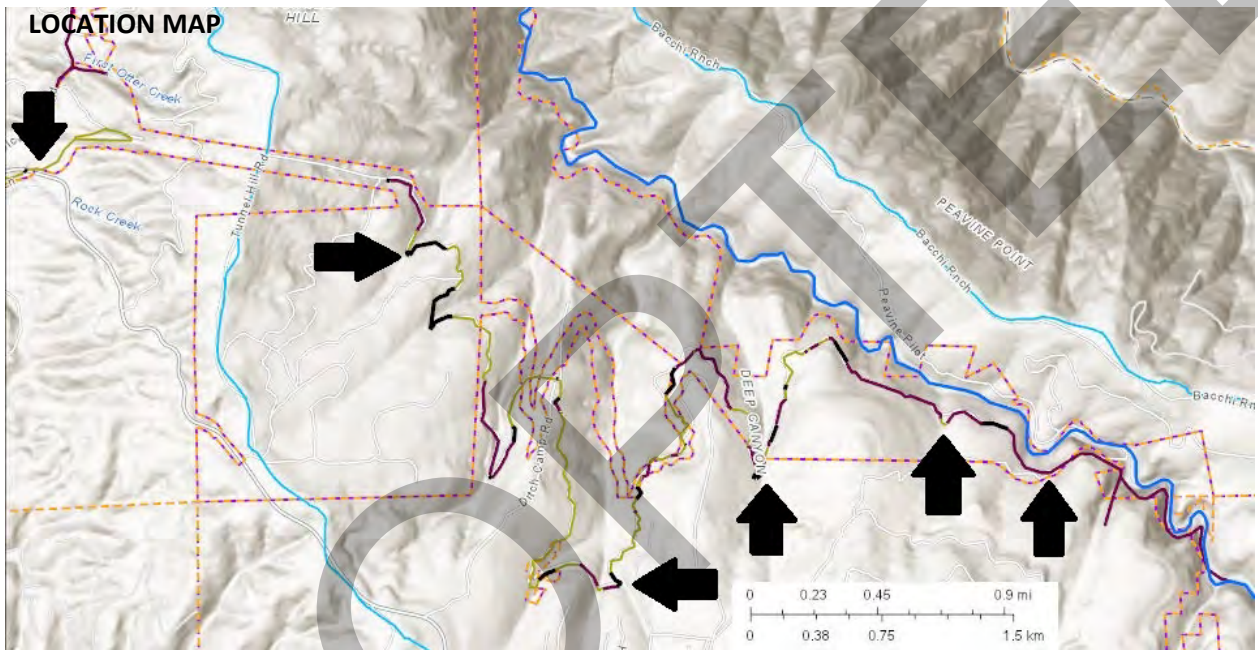
ADOPTED

PROJECT NAME: Reservoir and Stream Gauging

PROJECT NUMBER: 911

PROJECT DESCRIPTION:

This Project will install necessary gages located at direct diversions to comply with Senate Bill 88. The bill requires all water rights holders to measure and report use of diversions. This Project includes contracting development of engineering plans and construction.



PHOTOS

Project Name: Reservoir and Stream Gauging Improvements
Project Number: 911
Project Description: Improve gauging of direct diversions and storage as required by SB88
Funding Sources:

Sources	Prior Years	FY19/20	FY20/21	FY21/22	FY22/23	FY23/24	Future Years	Total
CABY Grant (9)								0
Capital Reserve (43)	26,500	208,460						234,960
Prior Reimbursements Received (35)								0
Capital Facility Charge (39)								0
ALT WTP Capital Reserve (24)								0
ALT Zone Fund (40)								0
ALT Tank Replacement Loans & Repair (41)								0
ALT CDS Reserve Connection (42)								0
Grants (EPA)								0
SRF Loan								0
General Fund (10)								0
Other (EDCWA Cost Share)								0
Unfunded								0
Total	26,500	208,460	0	0	0	0	0	234,960

Project Cost Estimate:

Elements	Prior Years	FY19/20	FY20/21	FY21/22	FY22/23	FY23/24	Future Years	Total
Preliminary Engineering (7020)	8,100	8,000						16,100
Environmental (7021)		41,650						41,650
Land/ROW Acquisition (7022)								0
Construction Engineering (7024)	2,400	33,060						35,460
Construction Contract (7023)	16,000	125,750						141,750
Other CIP Costs (7025)								0
Other - TBD								0
Total	26,500	208,460	0	0	0	0	0	234,960

PROJECT NAME: Annual Tank Recoating

PROJECT NUMBER: 914

PROJECT DESCRIPTION:

This Project will recoat the interior and exterior of one of ten treated water storage tanks. For Fiscal Year 2019/2020, the District plans on recoating the Spanish Dry Diggins Tank. This is an important maintenance technique to prolong the life of a critical piece of District infrastructure

LOCATION MAP



PHOTOS



Project Name: Annual Tank Recoating
Project Number: 914
Project Description: Recoat interior and exterior of water storage tank
Funding Sources:

Sources	Prior Years	FY19/20	FY20/21	FY21/22	FY22/23	FY23/24	Future Years	Total
CABY Grant (9)								0
Capital Reserve (43)		230,000	261,050	266,800	272,550	278,300		1,308,700
Prior Reimbursements Received (35)								0
Capital Facility Charge (39)								0
ALT WTP Capital Reserve (24)								0
ALT Zone Fund (40)								0
ALT Tank Replacement Loans & Repair (41)								0
ALT CDS Reserve Connection (42)								0
Grants (EPA)								0
SRF Loan								0
General Fund (10)								0
Other								0
Unfunded								0
Total	0	230,000	261,050	266,800	272,550	278,300	0	1,308,700

Project Cost Estimate:

Elements	Prior Years	FY19/20	FY20/21	FY21/22	FY22/23	FY23/24	Future Years	Total
Preliminary Engineering (7020)		0	0	0	0	0		0
Environmental (7021)								0
Land/ROW Acquisition (7022)								0
Construction Engineering (7024)		30,000	30,000	31,000	32,000	33,000		156,000
Construction Contract (7023)		170,000	197,000	201,000	205,000	209,000		982,000
Other CIP Costs (7025)		30,000	34,050	34,800	35,550	36,300		170,700
Other - TBD								0
Total	0	230,000	261,050	266,800	272,550	278,300	0	1,308,700

PROJECT NAME: 2018 Treated Water Line Replacement/Rehab

PROJECT NUMBER: 922

PROJECT DESCRIPTION:

This Project will replace and rehabilitate treated water lines in Kit Fox Court and Angel Camp Court (approximately 1,350 linear feet). These water lines have experienced a higher than expected rate of breakage. Staff has also determined that much of these water lines materials and bedding do not meet current engineering and construction standards.

LOCATION MAP



PHOTOS



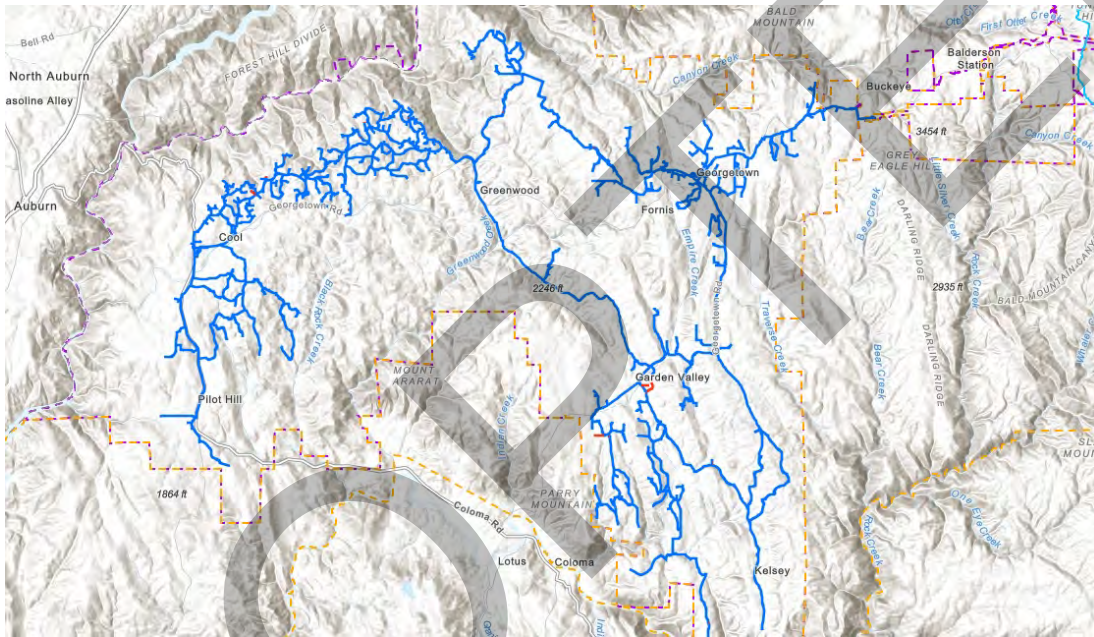
PROJECT NAME: Annual Treated Water Line Replacement/Rehab

PROJECT NUMBER: TBD

PROJECT DESCRIPTION:

This Project will annually replace or rehabilitate treated water lines. Water line selection will be based on recent failure rate, criticality of facility, pipe material, pipe age, and available funding. No water lines are planned for Fiscal Year 2019/2020.

LOCATION MAP



PHOTOS

Project Name: 2018 Treated Water Line Replacement/Rehab
Project Number: 922
Project Description: Prioritized replacement or rehabilitation of treated water lines
Funding Sources:

Sources	Prior Years	FY19/20	FY20/21	FY21/22	FY22/23	FY23/24	Future Years	Total
CABY Grant (9)								0
Capital Reserve (43)						412,850		412,850
Prior Reimbursements Received (35)								0
Capital Facility Charge (39)		379,500		396,750				776,250
ALT WTP Capital Reserve (24)								0
ALT Zone Fund (40)								0
ALT Tank Replacement Loans & Repair (41)								0
ALT CDS Reserve Connection (42)								0
Grants (EPA)								0
SRF Loan								0
General Fund (10)								0
Other (EDCWA Cost Share)								0
Unfunded								0
Total	0	379,500	0	396,750	0	412,850	0	1,189,100

Project Cost Estimate:

Elements	Prior Years	FY19/20	FY20/21	FY21/22	FY22/23	FY23/24	Future Years	Total
Preliminary Engineering (7020)		60,000		63,000		65,000		188,000
Environmental (7021)								0
Land/ROW Acquisition (7022)								0
Construction Engineering (7024)		30,000		32,000		34,000		96,000
Construction Contract (7023)		240,000		250,000		260,000		750,000
Other CIP Costs (7025)		49,500		51,750		53,850		155,100
Other - TBD								0
Total	0	379,500	0	396,750	0	412,850	0	1,189,100

PROJECT NAME: 2018 Main Canal Reliability

PROJECT NUMBER: 924

PROJECT DESCRIPTION:

This Project will line a section of the Main Ditch identified as a priority segment in the 2002 Water System Reliability Study by KASL Engineering Consultants. This section of the Main Ditch delivers raw water to the Auburn Lake Trails Treatment Plant and irrigation water customers. It is an earthen canal that is prone to erosion and leakage. Anticipated improvement is to gunite or reinforce 2,500 linear feet of ditch between Spanish Dry Diggins Road to Taylor Mine Outlet.

LOCATION MAP



PHOTOS



Project Name: 2018 Main Canal Reliability
Project Number: 924
Project Description: Prioritized repair and lining of Main Canal
Funding Sources:

Sources	Prior Years	FY19/20	FY20/21	FY21/22	FY22/23	FY23/24	Future Years	Total
CABY Grant (9)								0
Capital Reserve (43)								0
Prior Reimbursements Received (35)								0
Capital Facility Charge (39)		345,000						345,000
ALT WTP Capital Reserve (24)								0
ALT Zone Fund (40)								0
ALT Tank Replacement Loans & Repair (41)								0
ALT CDS Reserve Connection (42)								0
Grants (EPA)								0
SRF Loan								0
General Fund (10)								0
Other (EDCWA Cost Share)		0						0
Unfunded								0
Total	0	345,000	0	0	0	0	0	345,000

Project Cost Estimate:

Elements	Prior Years	FY19/20	FY20/21	FY21/22	FY22/23	FY23/24	Future Years	Total
Preliminary Engineering (7020)		54,000						54,000
Environmental (7021)								0
Land/ROW Acquisition (7022)								0
Construction Engineering (7024)		30,000						30,000
Construction Contract (7023)		216,000						216,000
Other CIP Costs (7025)		45,000						45,000
Other - TBD								0
Total	0	345,000	0	0	0	0	0	345,000

PROJECT NAME: North Fork American River Pumping Plant

PROJECT NUMBER: TBD

PROJECT DESCRIPTION:

This Project would provide the District an alternative source of water in the case of drought or failure of the raw water conveyance from Stumpy Meadows Reservoir. The Project would provide the ability to draw water from the American River. This option was reviewed in the 2009 Options to Increase Water Supply study by California Water Consulting. The first phase of this Project includes a water rights analysis, conceptual engineering design, and evaluation of capital and operating costs.

LOCATION MAP



PHOTOS

Project Name: North Fork American River Pumping Plant Evaluation
Project Number:
Project Description: Construct infrastructure needed to draw water from NF American River
Funding Sources:

Sources	Prior Years	FY19/20	FY20/21	FY21/22	FY22/23	FY23/24	Future Years	Total
CABY Grant (9)								0
Capital Reserve (43)			100,000					100,000
Prior Reimbursements Received (35)								0
Capital Facility Charge (39)								0
ALT WTP Capital Reserve (24)								0
ALT Zone Fund (40)								0
ALT Tank Replacement Loans & Repair (41)								0
ALT CDS Reserve Connection (42)								0
Grants (EPA)								0
SRF Loan								0
General Fund (10)								0
Other (EDCWA Cost Share)								0
Unfunded							28,500,000	28,500,000
Total	0	0	100,000	0	0	0	28,500,000	28,600,000

Project Cost Estimate:

Elements	Prior Years	FY19/20	FY20/21	FY21/22	FY22/23	FY23/24	Future Years	Total
Preliminary Engineering (7020)			100,000				1,900,000	2,000,000
Environmental (7021)							1,000,000	1,000,000
Land/ROW Acquisition (7022)							5,000,000	5,000,000
Construction Engineering (7024)							1,500,000	1,500,000
Construction Contract (7023)							19,100,000	19,100,000
Other CIP Costs (7025)								0
Other - TBD								0
Total	0	0	100,000	0	0	0	28,500,000	28,600,000

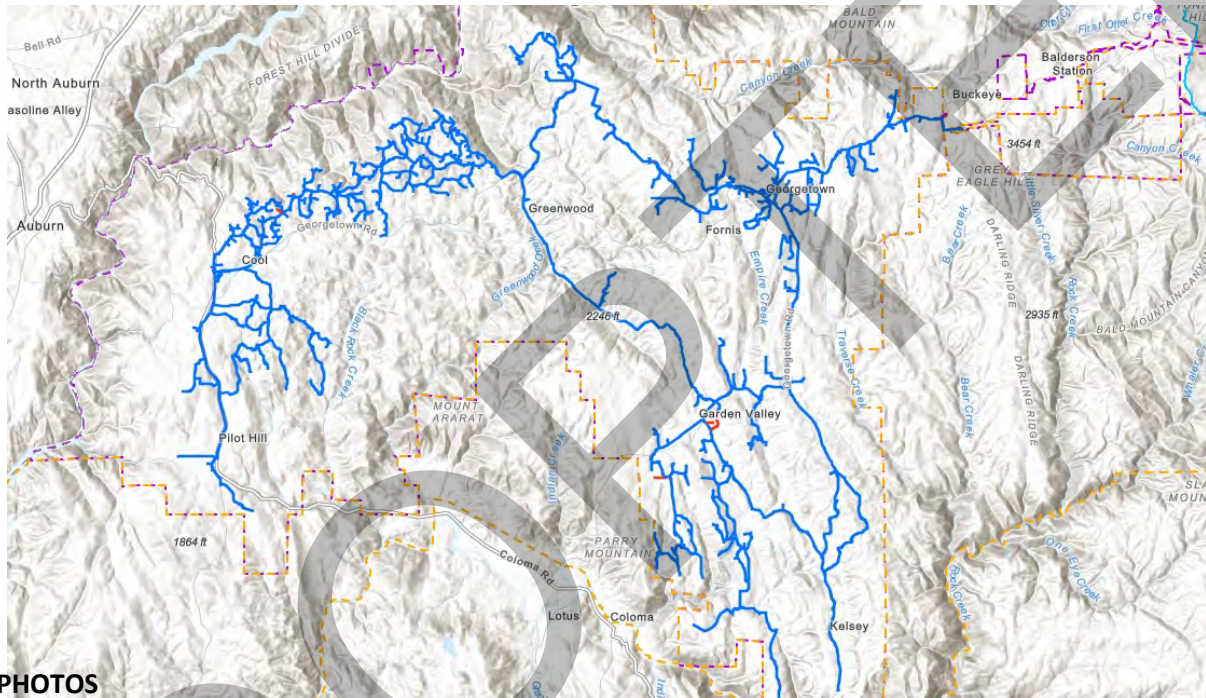
PROJECT NAME: Automated Meter Reading and Meter Replacement

PROJECT NUMBER: TBD

PROJECT DESCRIPTION:

This Project will replace all meters and upgrade the District to an automated meter reading system. District currently reads meters manually with pen and paper, which takes a large amount of staff time and is susceptible to weather and human error. A 2014 Meter Accuracy and Related Water Loss Study reported that the majority of the residential meters were over 26 years old, reading with 92% accuracy, and losing 0.25% accuracy per year. New meters read at 98.5% or better.

LOCATION MAP



PHOTOS

Project Name: Automated Meter Reading and Meter Replacement Project
Project Number:
Project Description: Replace meters and install auotmated meter reading hardware and software
Funding Sources:

Sources	Prior Years	FY19/20	FY20/21	FY21/22	FY22/23	FY23/24	Future Years	Total
CABY Grant (9)								0
Capital Reserve (43)			481,250					481,250
Prior Reimbursements Received (35)								0
Capital Facility Charge (39)								0
ALT WTP Capital Reserve (24)								0
ALT Zone Fund (40)								0
ALT Tank Replacement Loans & Repair (41)								0
ALT CDS Reserve Connection (42)								0
Grants (EPA)								0
SRF Loan								0
General Fund (10)								0
Other								0
Loan / TBD			1,443,750					1,443,750
Total	0	0	1,925,000	0	0	0	0	1,925,000

Project Cost Estimate:

Elements	Prior Years	FY19/20	FY20/21	FY21/22	FY22/23	FY23/24	Future Years	Total
Preliminary Engineering (7020)								0
Environmental (7021)								0
Land/ROW Acquisition (7022)								0
Construction Engineering (7024)			150,000					150,000
Construction Contract (7023)			1,738,000					1,738,000
Other CIP Costs (7025)			37,000					37,000
Other - TBD								0
Total	0	0	1,925,000	0	0	0	0	1,925,000

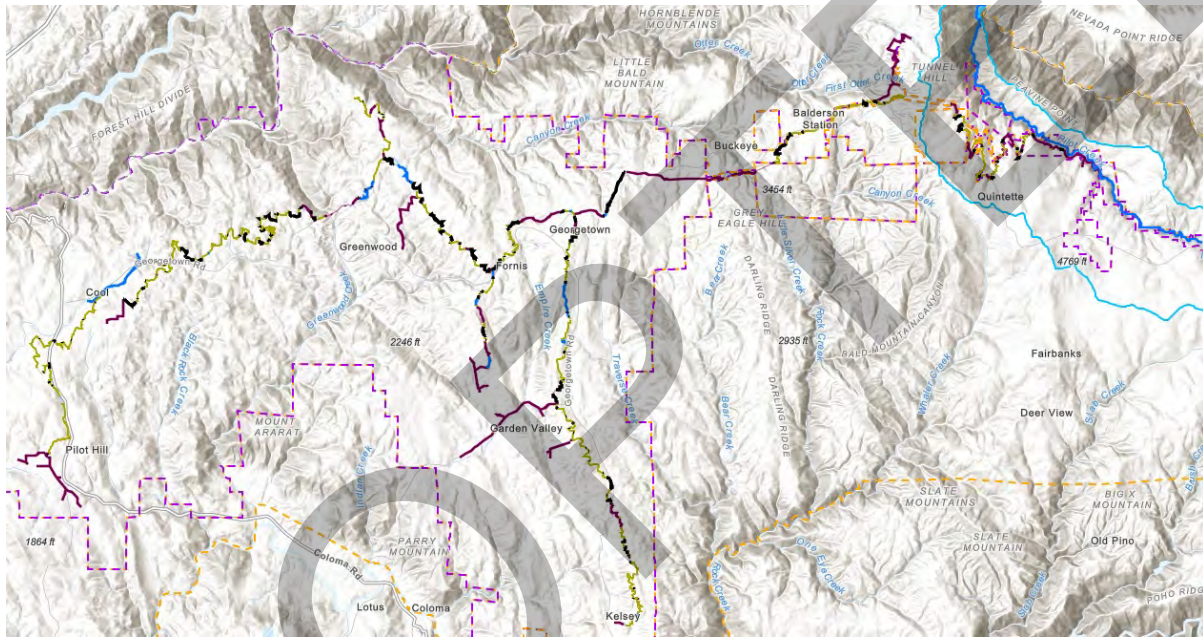
PROJECT NAME: Annual Canal Lining

PROJECT NUMBER: TBD

PROJECT DESCRIPTION:

This Project will line repair and line short segments of canals and ditches as funds are available. No work is planned for Fiscal Year 2019/2020.

LOCATION MAP



PHOTOS

Project Name: Annual Canal Lining
Project Number:
Project Description: Prioritized repair and lining of canals and ditches
Funding Sources:

Sources	Prior Years	FY19/20	FY20/21	FY21/22	FY22/23	FY23/24	Future Years	Total
CABY Grant (9)								0
Capital Reserve (43)				100,000	100,000			200,000
Prior Reimbursements Received (35)								0
Capital Facility Charge (39)	40,000							40,000
ALT WTP Capital Reserve (24)								0
ALT Zone Fund (40)								0
ALT Tank Replacement Loans & Repair (41)								0
ALT CDS Reserve Connection (42)								0
Grants (EPA)								0
SRF Loan								0
General Fund (10)								0
Other (EDCWA Cost Share)		0						0
Unfunded								0
Total	40,000	0	0	100,000	100,000	0	0	240,000

Project Cost Estimate:

Elements	Prior Years	FY19/20	FY20/21	FY21/22	FY22/23	FY23/24	Future Years	Total
Preliminary Engineering (7020)								0
Environmental (7021)								0
Land/ROW Acquisition (7022)								0
Construction Engineering (7024)								0
Construction Contract (7023)	40,000			100,000	100,000			240,000
Other CIP Costs (7025)								0
Other - TBD								0
Total	40,000	0	0	100,000	100,000	0	0	240,000

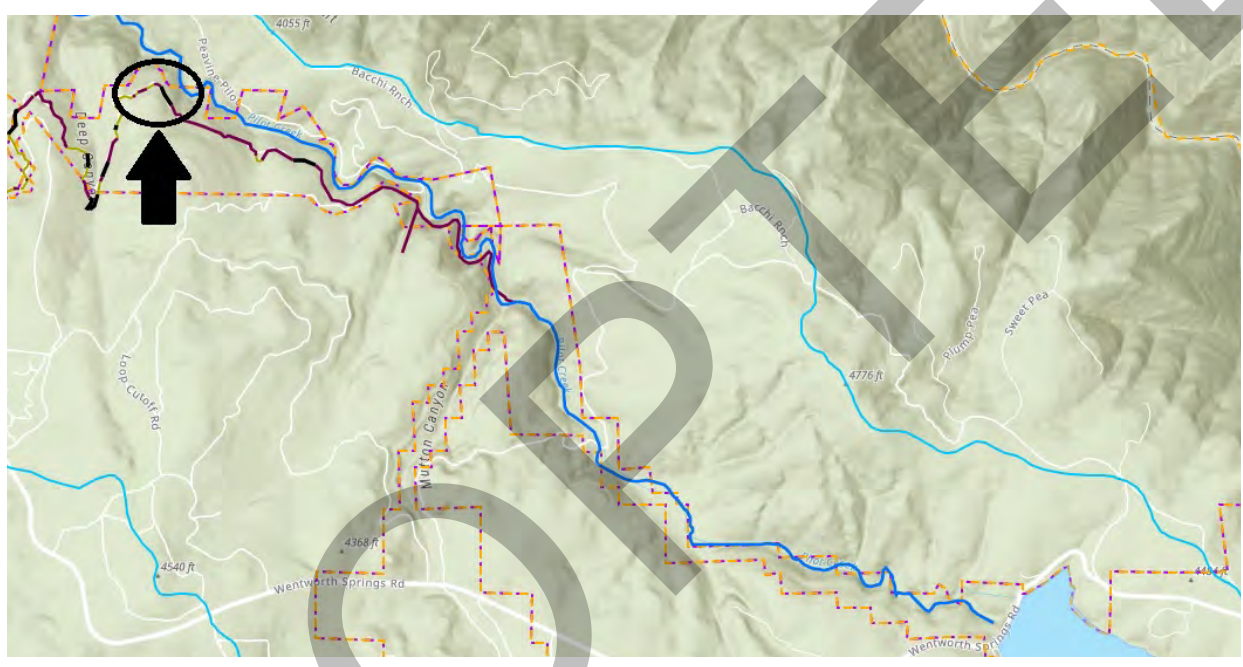
PROJECT NAME: Upcountry Ditch Reliability Improvement

PROJECT NUMBER: TBD


PROJECT DESCRIPTION:

This Project will improve a section of the Main Ditch identified as a priority segment in the 2002 Water System Reliability Study by KASL Engineering Consultants. This is a segment of the only conveyance facility that delivers raw water from Stumpy Meadows Reservoir to both water treatment plants and irrigation water customers. It is an earthen canal that is prone to slope failures and leakage. Anticipated improvement is to stabilize the adjacent slope and replace 250 feet of earthen canal with a pipe.

LOCATION MAP



PHOTOS



Project Name: Upcountry Ditch Reliability
Project Number:
Project Description: Prioritized repair of Upcountry Ditch
Funding Sources:

Sources	Prior Years	FY19/20	FY20/21	FY21/22	FY22/23	FY23/24	Future Years	Total
CABY Grant (9)								0
Capital Reserve (43)			197,287	526,500				723,787
Prior Reimbursements Received (35)								0
Capital Facility Charge (39)		138,000	329,213					467,213
ALT WTP Capital Reserve (24)								0
ALT Zone Fund (40)								0
ALT Tank Replacement Loans & Repair (41)								0
ALT CDS Reserve Connection (42)								0
Grants (EPA)								0
SRF Loan								0
General Fund (10)								0
Other (EDCWA Cost Share)								0
Unfunded								0
Total	0	138,000	526,500	526,500	0	0	0	1,191,000

Project Cost Estimate:

Elements	Prior Years	FY19/20	FY20/21	FY21/22	FY22/23	FY23/24	Future Years	Total
Preliminary Engineering (7020)		95,000						95,000
Environmental (7021)		43,000						43,000
Land/ROW Acquisition (7022)								0
Construction Engineering (7024)			25,000	25,000				50,000
Construction Contract (7023)			476,500	476,500				953,000
Other CIP Costs (7025)			25,000	25,000				50,000
Other - TBD								0
Total	0	138,000	526,500	526,500	0	0	0	1,191,000

PROJECT NAME: Wastewater Lift Station Upgrade

PROJECT NUMBER: TBD

PROJECT DESCRIPTION:

This Project will upgrade the wastewater lift station in the Auburn Lake Trails Wastewater Zone by replacing the structure and worn out components. No funding is proposed for Fiscal Year 2019/2020.

LOCATION MAP



PHOTOS



Project Name: Wastewater Lift Station Upgrade

Project Number:

Project Description: Upgrade wastewater lift station by replacing worn out components & structure

Funding Sources:

Sources	Prior Years	FY19/20	FY20/21	FY21/22	FY22/23	Ffy23/24	Future Years	Total
CABY Grant (9)								0
Capital Reserve (43)								0
Prior Reimbursements Received (35)								0
Capital Facility Charge (39)								0
ALT WTP Capital Reserve (24)								0
ALT Zone Fund (40)								0
ALT Tank Replacement Loans & Repair (41)								0
ALT CDS Reserve Connection (42)			120,000					120,000
Grants (EPA)								0
SRF Loan								0
General Fund (10)								0
Other								0
Unfunded								0
Total	0	0	120,000	0	0	0	0	120,000

Project Cost Estimate:

Elements	Prior Years	FY19/20	FY20/21	FY21/22	FY22/23	Ffy23/24	Future Years	Total
Preliminary Engineering (7020)			12,000					12,000
Environmental (7021)								0
Land/ROW Acquisition (7022)								0
Construction Engineering (7024)			6,000					6,000
Construction Contract (7023)			102,000					102,000
Other CIP Costs (7025)								0
Other - TBD								0
Total	0	0	120,000	0	0	0	0	120,000

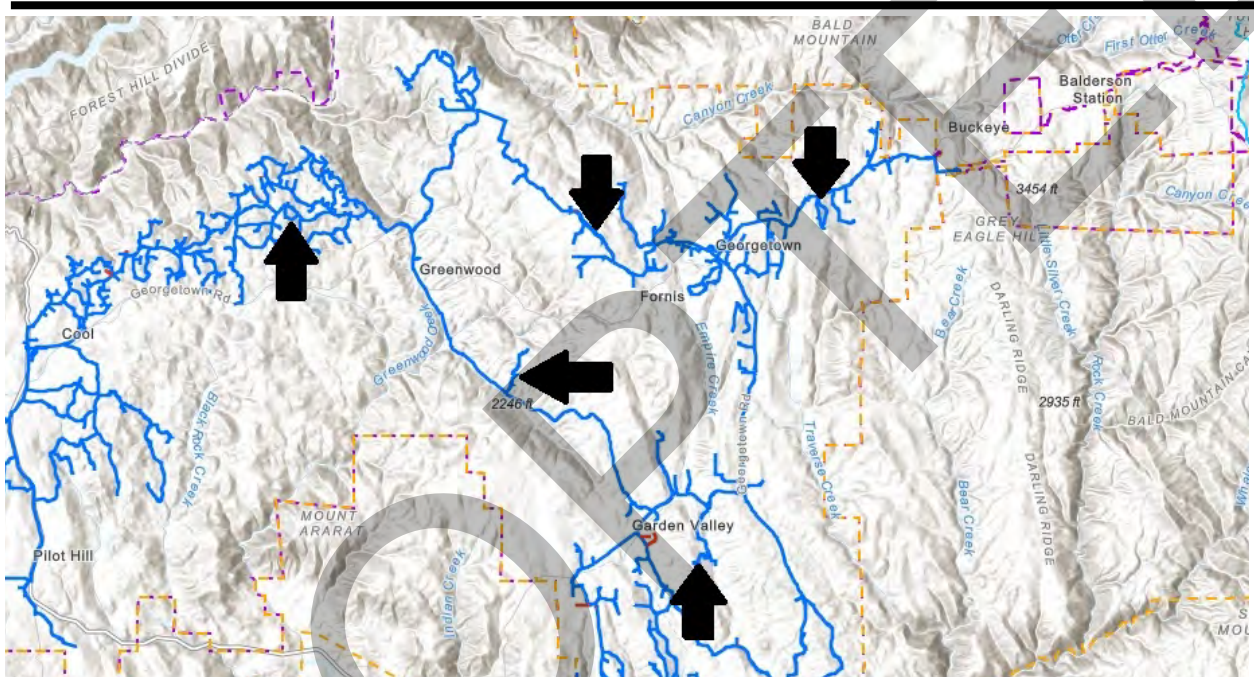
PROJECT NAME: Replace Pump Stations

PROJECT NUMBER: TBD

PROJECT DESCRIPTION:

This Project will replace pump stations on Chipmunk Road, Irish Lane, Black Ridge Road, Reservoir Road, Angel Camp Court that are nearing the end of their useful life. Pump station structures, electrical, and communication systems are beginning to fail. Structures and components will be replaced as necessary to provide improved service.

LOCATION MAP



PHOTOS



Project Name: Replace Pump Stations
Project Number: TBD
Project Description: Replace pump stations that have reached the end of their useful life
Funding Sources:

Sources	Prior Years	FY19/20	FY20/21	FY21/22	FY22/23	FY23/24	Future Years	Total
CABY Grant (9)								0
Capital Reserve (43)		123,400		128,385		133,572	283,551	668,909
Prior Reimbursements Received (35)								0
Capital Facility Charge (39)								0
ALT WTP Capital Reserve (24)								0
ALT Zone Fund (40)								0
ALT Tank Replacement Loans & Repair (41)								0
ALT CDS Reserve Connection (42)								0
Grants (EPA)								0
SRF Loan								0
General Fund (10)								0
Other								0
Unfunded								0
Total	0	123,400	0	128,385	0	133,572	283,551	668,909

Project Cost Estimate:

Elements	Prior Years	FY19/20	FY20/21	FY21/22	FY22/23	FY23/24	Future Years	Total
Preliminary Engineering (7020)		10,000		10,404		10,824	22,978	54,207
Environmental (7021)								0
Land/ROW Acquisition (7022)								0
Construction Engineering (7024)								0
Construction Contract (7023)		106,000		110,282		114,738	243,569	574,589
Other CIP Costs (7025)		7,400		7,699		8,010	17,004	40,113
Other - TBD								0
Total	0	123,400	0	128,385	0	133,572	283,551	668,909

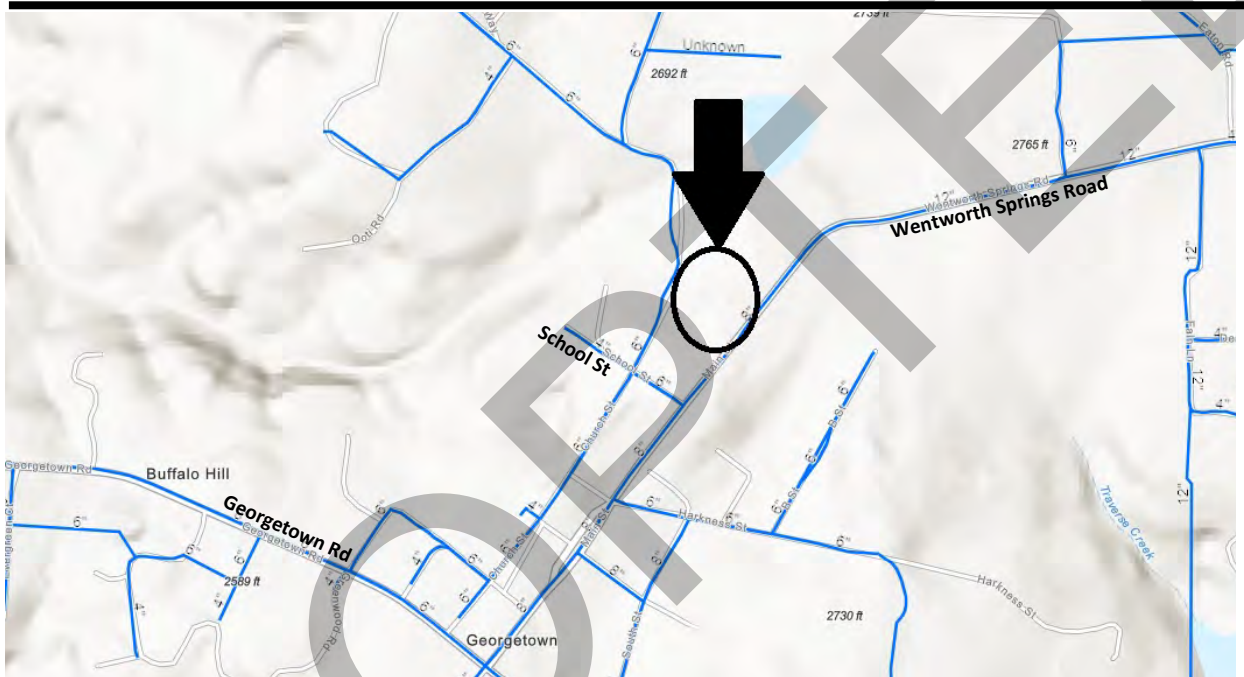
PROJECT NAME: District Office Parking Lot Rehabilitation

PROJECT NUMBER: TBD

PROJECT DESCRIPTION:

This Project will rehabilitate asphalt paving in the front and rear parking lots at the District office. The parking lots are in a state of severe disrepair. The rear parking lot likely will require complete reconstruction. The front parking lot is assumed to need an asphalt overlay. ADA accessible parking and path of travel will be provided in the front parking lot.

LOCATION MAP



PHOTOS



Project Name: District Office Parking Lot Rehabilitation
Project Number: TBD
Project Description: Rehabilitate the asphalt paving in front and rear parking lots.
Funding Sources:

Sources	Prior Years	FY19/20	FY20/21	FY21/22	FY22/23	FY23/24	Future Years	Total
CABY Grant (9)								0
Capital Reserve (43)		121,325					10,000	131,325
Prior Reimbursements Received (35)								0
Capital Facility Charge (39)								0
ALT WTP Capital Reserve (24)								0
ALT Zone Fund (40)								0
ALT Tank Replacement Loans & Repair (41)								0
ALT CDS Reserve Connection (42)								0
Grants (EPA)								0
SRF Loan								0
General Fund (10)								0
Other								0
Unfunded								0
Total	0	121,325	0	0	0	0	10,000	131,325

Project Cost Estimate:

Elements	Prior Years	FY19/20	FY20/21	FY21/22	FY22/23	FY23/24	Future Years	Total
Preliminary Engineering (7020)		21,665						21,665
Environmental (7021)								0
Land/ROW Acquisition (7022)								0
Construction Engineering (7024)		6,500						6,500
Construction Contract (7023)		86,660					10,000	96,660
Other CIP Costs (7025)		6,500						6,500
Other - TBD								0
Total	0	121,325	0	0	0	0	10,000	131,325

Project Name: Office and Corporation Yard Roof Repair
Project Number: 912
Project Description: Repair roofs of the office building and shop building at the corporation yard
Funding Sources:

Sources	Prior Years	FY19/20	FY20/21	FY21/22	FY22/23	FY23/24	Future Years	Total
CABY Grant (9)								0
Capital Reserve (43)		15,000						15,000
Prior Reimbursements Received (35)								0
Capital Facility Charge (39)								0
ALT WTP Capital Reserve (24)								0
ALT Zone Fund (40)								0
ALT Tank Replacement Loans & Repair (41)								0
ALT CDS Reserve Connection (42)								0
Grants (EPA)								0
SRF Loan								0
General Fund (10)								0
Other (EDCWA Cost Share)								0
Unfunded								0
Total	0	15,000	0	0	0	0	0	15,000

Project Cost Estimate:

Elements	Prior Years	FY19/20	FY20/21	FY21/22	FY22/23	FY23/24	Future Years	Total
Preliminary Engineering (7020)		5,000						5,000
Environmental (7021)								0
Land/ROW Acquisition (7022)								0
Construction Engineering (7024)								0
Construction Contract (7023)		25,000						25,000
Other CIP Costs (7025)								0
Other - TBD								0
Total	0	30,000	0	0	0	0	0	30,000

PROJECT NAME: Install Backup Generator at the District Office

PROJECT NUMBER: TBD

PROJECT DESCRIPTION:

The District frequently loses power during the fall and winter due to failure and shutdown of the public electrical grid. These outages can last multiple days in a row. This results in the District office unable to provide customer service during these times, and results in an unsafe environment for District employees. This Project will provide the office with a backup source of electricity

LOCATION MAP



PHOTOS

Project Name: Install Backup Generator at the Office
Project Number: TBD
Project Description: Install backup generator at the District office for power outages
Funding Sources:

Sources	Prior Years	FY19/20	FY20/21	FY21/22	FY22/23	FY23/24	Future Years	Total
CABY Grant (9)								0
Capital Reserve (43)		22,000					0	22,000
Prior Reimbursements Received (35)								0
Capital Facility Charge (39)								0
ALT WTP Capital Reserve (24)								0
ALT Zone Fund (40)								0
ALT Tank Replacement Loans & Repair (41)								0
ALT CDS Reserve Connection (42)								0
Grants (EPA)								0
SRF Loan								0
General Fund (10)								0
Other								0
Unfunded								0
Total	0	22,000	0	0	0	0	0	22,000

Project Cost Estimate:

Elements	Prior Years	FY19/20	FY20/21	FY21/22	FY22/23	FY23/24	Future Years	Total
Preliminary Engineering (7020)								0
Environmental (7021)								0
Land/ROW Acquisition (7022)								0
Construction Engineering (7024)								0
Construction Contract (7023)		20,000						20,000
Other CIP Costs (7025)		2,000						2,000
Other - TBD								0
Total	0	22,000	0	0	0	0	0	22,000

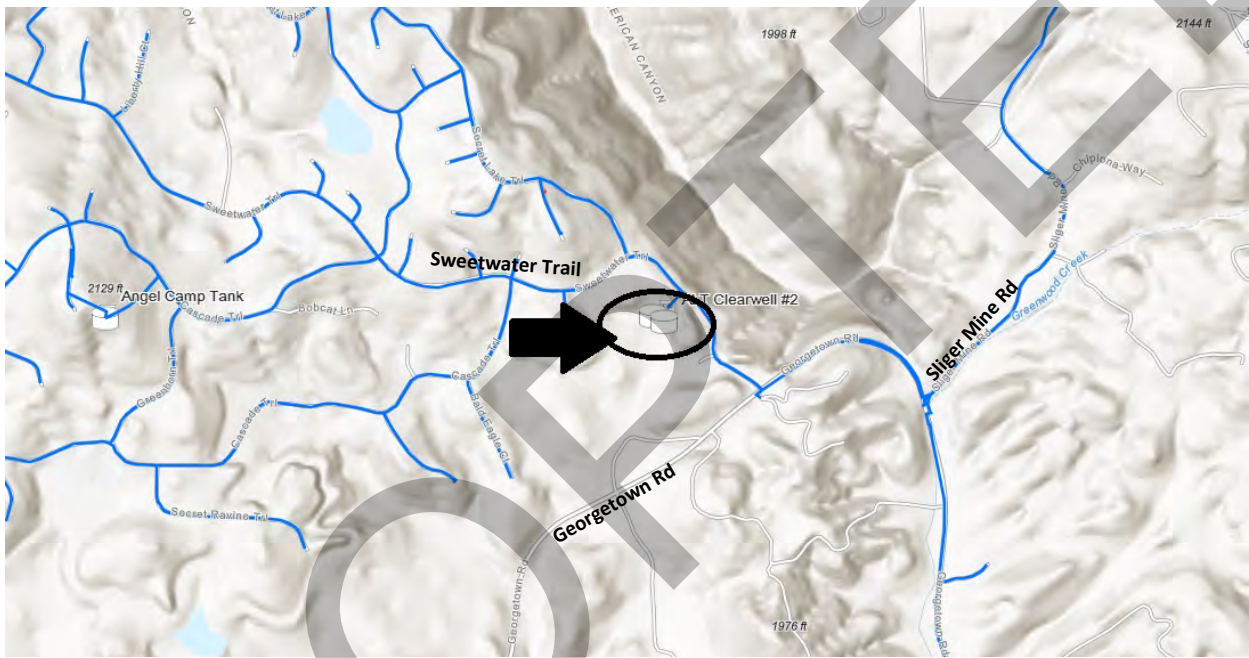
PROJECT NAME: Decommission Old Auburn Lake Trails Water Treatment Plant

PROJECT NUMBER: TBD

PROJECT DESCRIPTION:

This Project will remove structures and components at the Old Auburn Lake Trails Water Treatment Plant that are no longer needed due to construction of the new water treatment plant. Decommissioning cost will be offset by salvaging old equipment when practical.

LOCATION MAP



PHOTOS



Project Name: Old ALT Water Treatment Plant Demolition
Project Number: TBD
Project Description: Remove Unneeded Structures & Components of Old Water Treatment Plant
Funding Sources:

Sources	Prior Years	FY19/20	FY20/21	FY21/22	FY22/23	FY23/24	Future Years	Total
CABY Grant (9)								0
Capital Reserve (43)		75,000						75,000
Prior Reimbursements Received (35)								0
Capital Facility Charge (39)								0
ALT WTP Capital Reserve (24)								0
ALT Zone Fund (40)								0
ALT Tank Replacement Loans & Repair (41)								0
ALT CDS Reserve Connection (42)								0
Grants (EPA)								0
SRF Loan								0
General Fund (10)								0
Other								0
Unfunded								0
Total	0	75,000	0	0	0	0	0	75,000

Project Cost Estimate:

Elements	Prior Years	FY19/20	FY20/21	FY21/22	FY22/23	FY23/24	Future Years	Total
Preliminary Engineering (7020)		5,000						5,000
Environmental (7021)								0
Land/ROW Acquisition (7022)								0
Construction Engineering (7024)		5,000						5,000
Construction Contract (7023)		60,000						60,000
Other CIP Costs (7025)		5,000						5,000
Other - TBD								0
Total	0	75,000	0	0	0	0	0	75,000

PROJECT NAME: Rebuild Filter No.3 at Walton Water Treatment Plant

PROJECT NUMBER: TBD

PROJECT DESCRIPTION:

Filter number 3 at Walton Water Treatment Plant is showing signs that it needs to be rebuilt. Filters are a critical component of the treatment process and failure can lead to the inability to produce water suitable for consumption.

LOCATION MAP



PHOTOS



Project Name: Rebuild Filter No. 3 at Walton Water Treatment Plant
Project Number: TBD
Project Description: Filter No. 3 needs rebuilding before it fails
Funding Sources:

Sources	Prior Years	FY19/20	FY20/21	FY21/22	FY22/23	FY23/24	Future Years	Total
CABY Grant (9)								0
Capital Reserve (43)		100,000					0	100,000
Prior Reimbursements Received (35)								0
Capital Facility Charge (39)								0
ALT WTP Capital Reserve (24)								0
ALT Zone Fund (40)								0
ALT Tank Replacement Loans & Repair (41)								0
ALT CDS Reserve Connection (42)								0
Grants (EPA)								0
SRF Loan								0
General Fund (10)								0
Other								0
Unfunded								0
Total	0	100,000	0	0	0	0	0	100,000

Project Cost Estimate:

Elements	Prior Years	FY19/20	FY20/21	FY21/22	FY22/23	FY23/24	Future Years	Total
Preliminary Engineering (7020)								0
Environmental (7021)								0
Land/ROW Acquisition (7022)								0
Construction Engineering (7024)		25,000						25,000
Construction Contract (7023)		70,000						70,000
Other CIP Costs (7025)		5,000						5,000
Other - TBD								0
Total	0	100,000	0	0	0	0	0	100,000

Project Name: Repair Safety Walkways
Project Number: 916
Project Description: Repair and replace prioritized safety walkways thought District
Funding Sources:

Sources	Prior Years	FY19/20	FY20/21	FY21/22	FY22/23	FY23/24	Future Years	Total
CABY Grant (9)								0
Capital Reserve (43)		10,000						10,000
Prior Reimbursements Received (35)								0
Capital Facility Charge (39)								0
ALT WTP Capital Reserve (24)								0
ALT Zone Fund (40)								0
ALT Tank Replacement Loans & Repair (41)								0
ALT CDS Reserve Connection (42)								0
Grants (EPA)								0
SRF Loan								0
General Fund (10)								0
Other								0
Unfunded								0
Total	0	10,000	0	0	0	0	0	10,000

Project Cost Estimate:

Elements	Prior Years	FY19/20	FY20/21	FY21/22	FY22/23	FY23/24	Future Years	Total
Preliminary Engineering (7020)								0
Environmental (7021)								0
Land/ROW Acquisition (7022)								0
Construction Engineering (7024)								0
Construction Contract (7023)								0
Other CIP Costs (7025)		10,000						10,000
Other - TBD								0
Total	0	10,000	0	0	0	0	0	10,000

Project Name: 2017 Manhole Sealing
Project Number: 917
Project Description: Prioritized sealing of wastewater manholes
Funding Sources:

Sources	Prior Years	FY19/20	FY20/21	FY21/22	FY22/23	FY23/24	Future Years	Total
CABY Grant (9)								0
Capital Reserve (43)								0
Prior Reimbursements Received (35)								0
Capital Facility Charge (39)								0
ALT WTP Capital Reserve (24)								0
ALT Zone Fund (40)								0
ALT Tank Replacement Loans & Repair (41)								0
ALT CDS Reserve Connection (42)	5,000	10,000						15,000
Grants (EPA)								0
SRF Loan								0
General Fund (10)								0
Other								0
Unfunded								0
Total	5,000	10,000	0	0	0	0	0	15,000

Project Cost Estimate:

Elements	Prior Years	FY19/20	FY20/21	FY21/22	FY22/23	FY23/24	Future Years	Total
Preliminary Engineering (7020)								0
Environmental (7021)								0
Land/ROW Acquisition (7022)								0
Construction Engineering (7024)								0
Construction Contract (7023)	5,000	10,000						15,000
Other CIP Costs (7025)								0
Other - TBD								0
Total	5,000	10,000	0	0	0	0	0	15,000

Project Name: CDS Field Evaluation & Upgrades
Project Number: TBD
Project Description: Evaluate future need for CDS field upgrades
Funding Sources:

Sources	Prior Years	FY19/20	FY20/21	FY21/22	FY22/23	FY23/24	Future Years	Total
CABY Grant (9)								0
Capital Reserve (43)							0	0
Prior Reimbursements Received (35)								0
Capital Facility Charge (39)								0
ALT WTP Capital Reserve (24)								0
ALT Zone Fund (40)								0
ALT Tank Replacement Loans & Repair (41)								0
ALT CDS Reserve Connection (42)		48,500						48,500
Grants (EPA)								0
SRF Loan								0
General Fund (10)								0
Other								0
Unfunded								0
Total	0	48,500	0	0	0	0	0	48,500

Project Cost Estimate:

Elements	Prior Years	FY19/20	FY20/21	FY21/22	FY22/23	FY23/24	Future Years	Total
Preliminary Engineering (7020)		48,500						48,500
Environmental (7021)								0
Land/ROW Acquisition (7022)								0
Construction Engineering (7024)								0
Construction Contract (7023)								0
Other CIP Costs (7025)								0
Other - TBD								0
Total	0	48,500	0	0	0	0	0	48,500